



US00D396959S

United States Patent [19]
Wolff

[11] **Patent Number: Des. 396,959**

[45] **Date of Patent: **Aug. 18, 1998**

[54] **MIRROR, PICTURE AND HANGER DEVICE FOR A LOCKER**

D. 272,969	3/1984	Sussman	D6/300
D. 338,361	8/1993	Hines	D6/524
D. 357,812	5/1995	Pena	D6/309
D. 370,816	6/1996	Hofman et al.	D6/568

[75] **Inventor: Stephen H. Wolff, New York, N.Y.**

[73] **Assignee: Wolff Marketing Group, Inc., New York, N.Y.**

Primary Examiner—Janice E. Seeger
Attorney, Agent, or Firm—Lerner, David, Littenberg, Krumholz & Mentlik

[**] **Term: 14 Years**

[57] **CLAIM**

[21] **Appl. No.: 73,520**

The ornamental design for a mirror, picture and hanger device for a locker, as shown and described.

[22] **Filed: Jul. 14, 1997**

DESCRIPTION

[51] **LOC (6) Cl.** **06-07**
 [52] **U.S. Cl.** **D6/301; D6/300; D6/525**
 [58] **Field of Search** **D6/300-303, 308-314, D6/525, 568; D20/10, 40, 42; 40/700, 711, 714-716, 721-724, 730, 729, 757, 765, 766, 798; 248/489, 490; 359/840, 870, 871, 872**

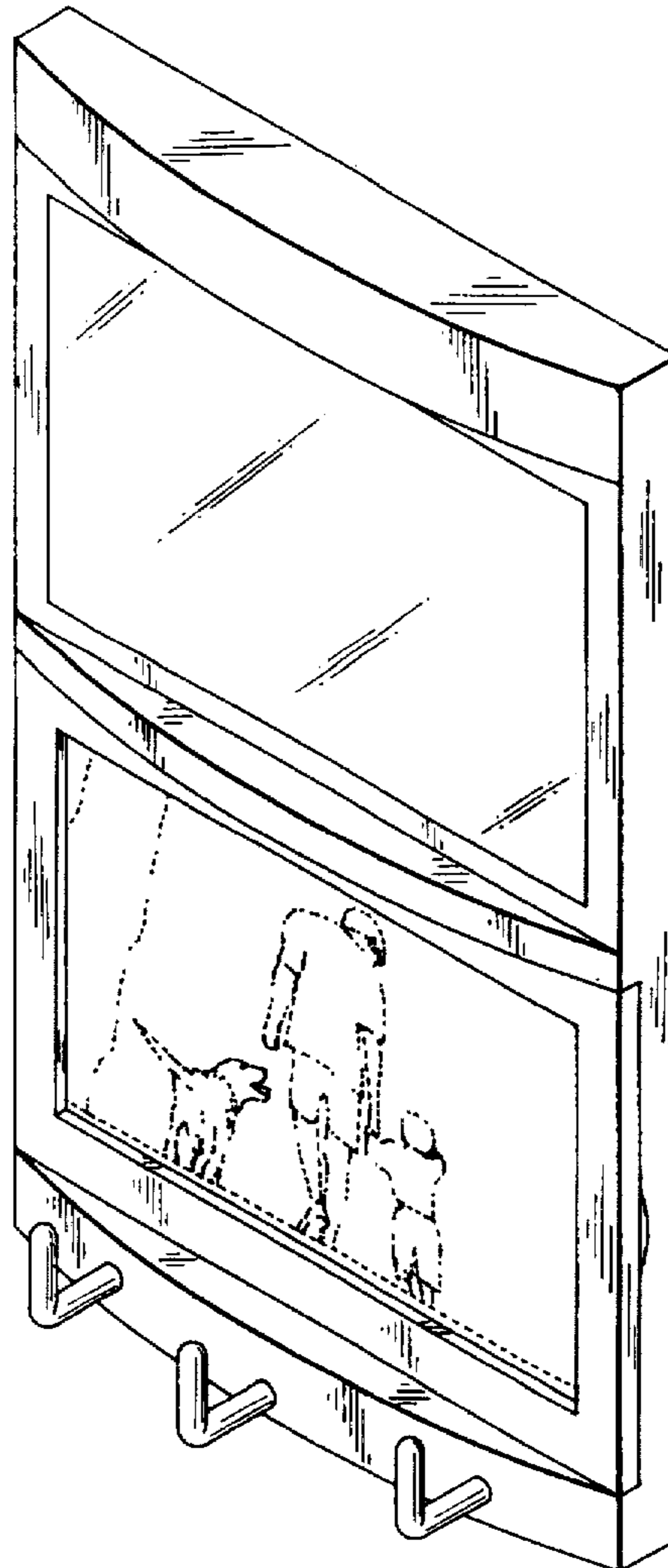
FIG. 1 is a front perspective view of the mirror, picture and hanger device for a locker, in accordance with my invention; FIG. 2 is a front elevational view thereof; FIG. 3 is a top plan view thereof; FIG. 4 is a bottom plan view thereof; FIG. 5 is a right side elevational view (the left side view is a mirror image thereof); and, FIG. 6 is a rear elevational view thereof. The rear view shown in FIG. 6 and the dashed lines in FIGS. 1 and 2 are not claimed as part of the invention.

[56] **References Cited**

U.S. PATENT DOCUMENTS

D. 268,238 3/1983 Brescia et al. D6/300

1 Claim, 3 Drawing Sheets



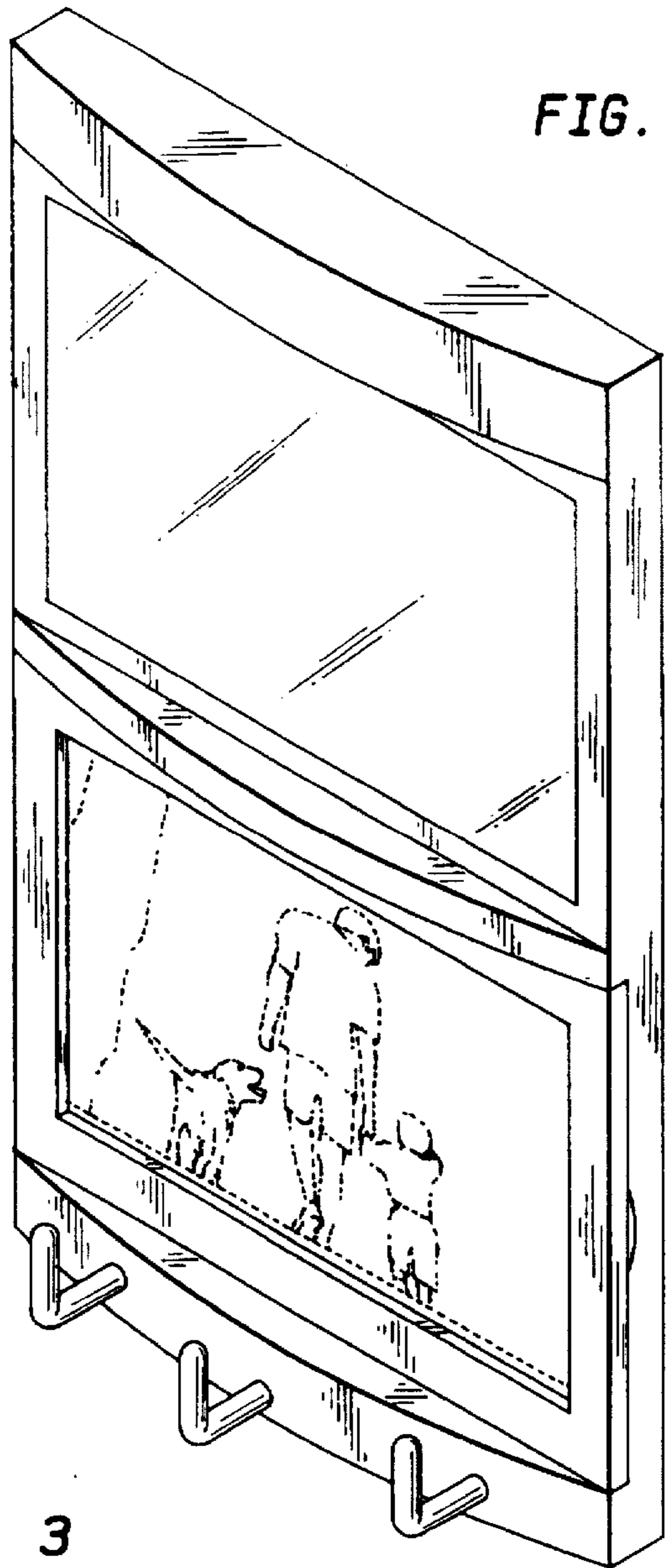


FIG. 3

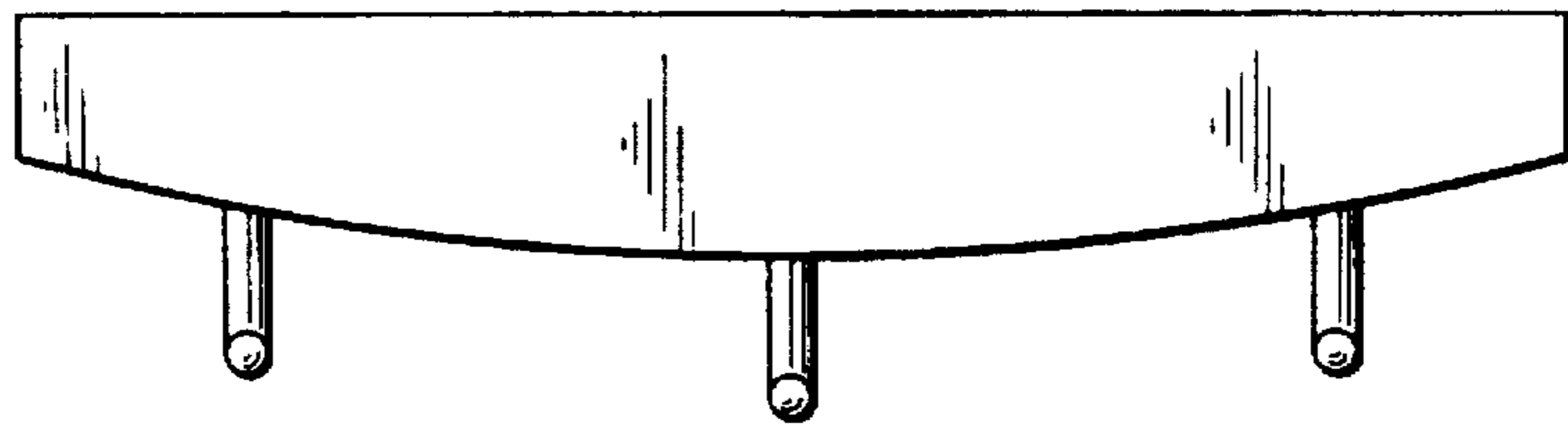


FIG. 4

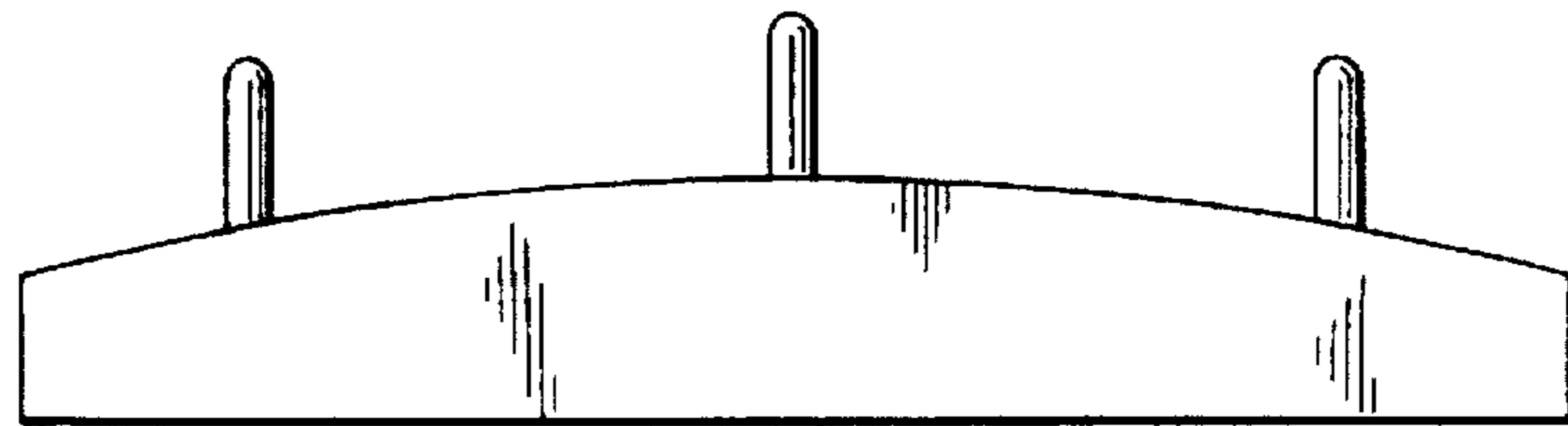


FIG. 2

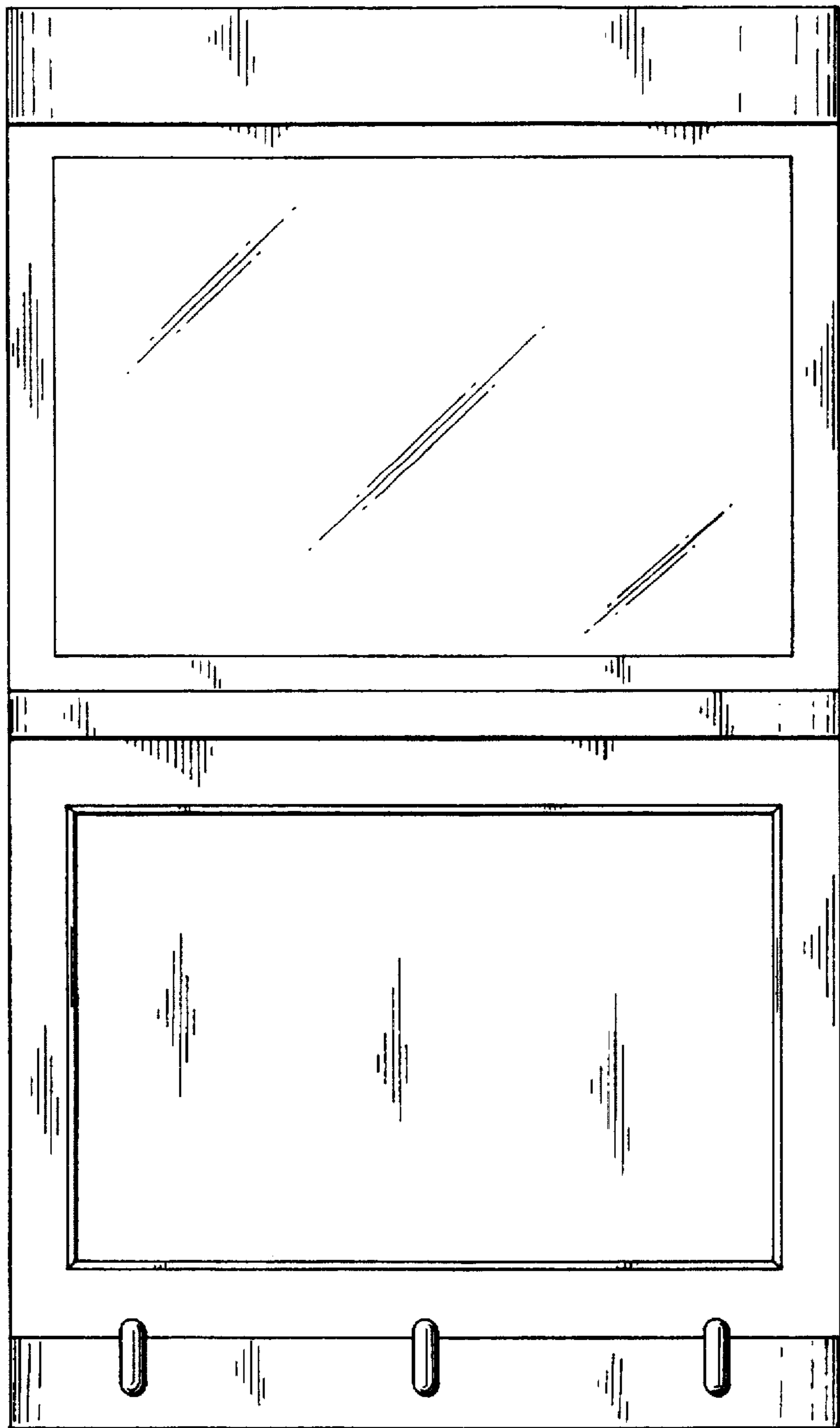


FIG. 5

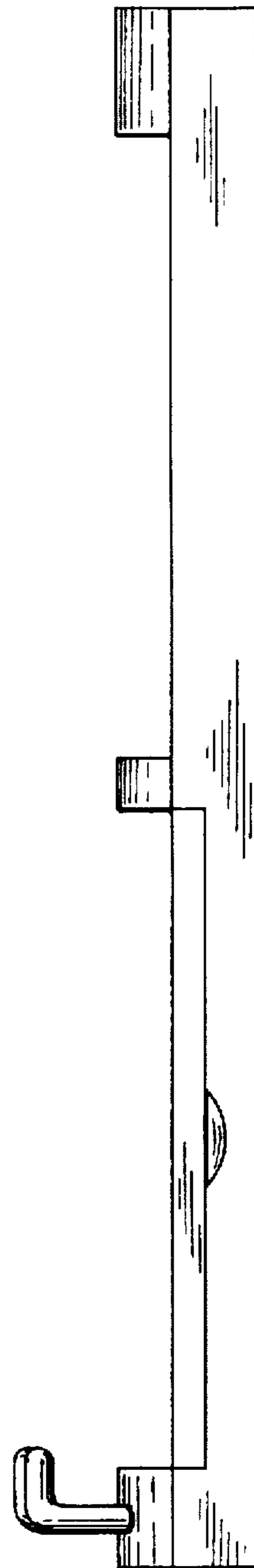


FIG. 6

