



US00D396951S

**United States Patent** [19]  
**Huber**

[11] **Patent Number: Des. 396,951**

[45] **Date of Patent: \*\*Aug. 18, 1998**

[54] **CARRYING CASE**

[75] **Inventor: Sharon Huber, New York, N.Y.**

[73] **Assignee: Personal Attitude, Inc., New York, N.Y.**

[\*\*] **Term: 14 Years**

[21] **Appl. No.: 73,900**

[22] **Filed: Jul. 21, 1997**

[51] **LOC (6) Cl. .... 03-01**

[52] **U.S. Cl. .... D3/203**

[58] **Field of Search** ..... D3/201, 203, 212,  
D3/208, 243, 251, 299, 303, 263; 206/305,  
37, 37.1, 39.7, 5.1, 5, 6, 260; 150/143-149,  
128, 131; 383/98, 99

[56] **References Cited**

**U.S. PATENT DOCUMENTS**

D. 288,865	3/1987	Nace	.....	D3/218
D. 306,654	3/1990	Brown	.....	D3/299
D. 366,757	2/1996	Marino et al.	.....	D3/218
D. 368,581	4/1996	Cincotta	.....	D3/218
D. 380,295	7/1997	Morris	.....	D3/243
597,325	1/1898	Prickett	.....	D3/243 X
3,757,840	9/1973	Herbener	.....	150/146 X

4,286,639	9/1981	Murphy	.....	150/131 X
5,316,141	5/1994	Jalomo	.....	150/128 X
5,499,713	3/1996	Huffer	.....	206/305

*Primary Examiner—Prabhakar G. Deshmukh*  
*Attorney, Agent, or Firm—Cooper & Dunham LLP*

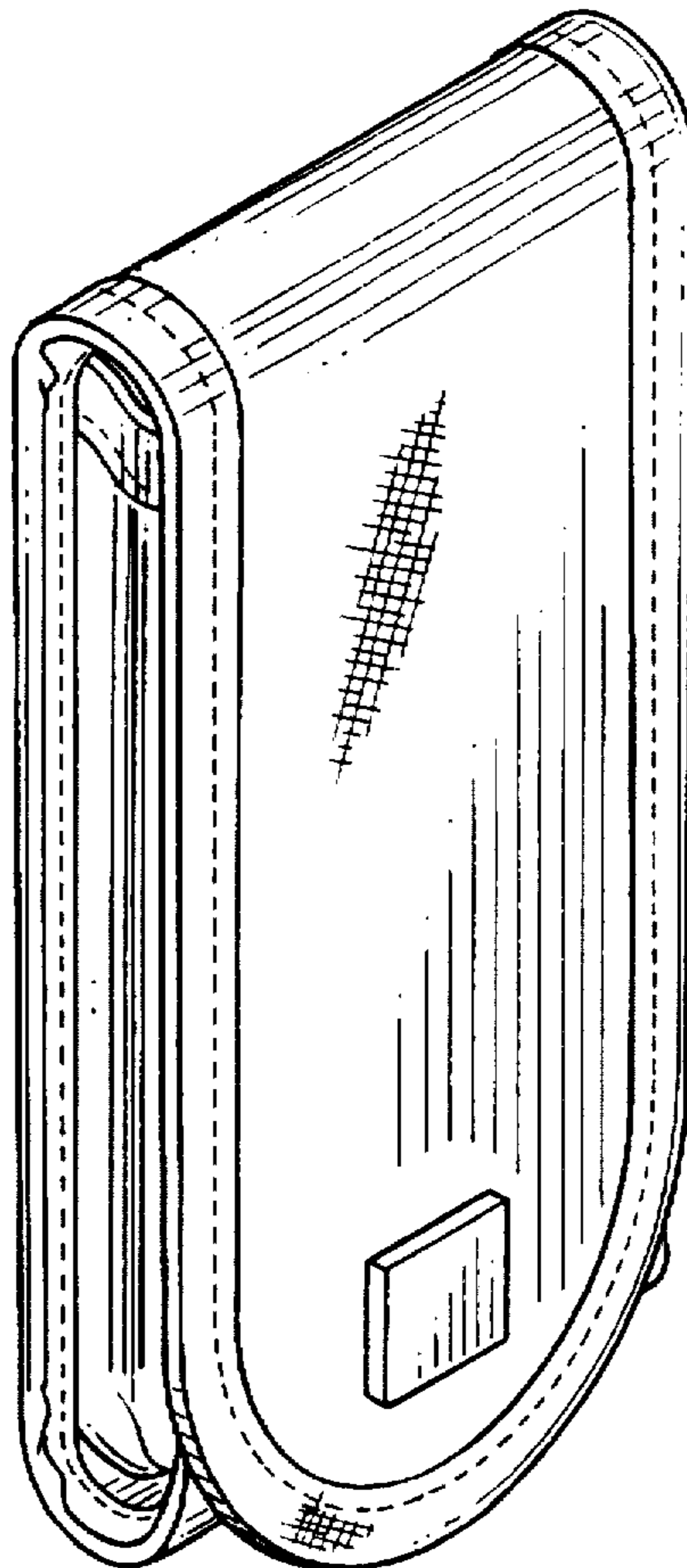
[57] **CLAIM**

The ornamental design for a carrying case, as shown and described.

**DESCRIPTION**

FIG. 1 is a perspective view of a carrying case showing my new design;  
FIG. 2 is a front view thereof;  
FIG. 3 is a back view thereof;  
FIG. 4 is a left side view thereof;  
FIG. 5 is a right side view thereof;  
FIG. 6 is a top view thereof;  
FIG. 7 is a bottom view thereof;  
FIG. 8 is a perspective open view thereof;  
FIG. 9 is a front open view thereof;  
FIG. 10 is a back open view thereof;  
FIG. 11 is a left side open view thereof;  
FIG. 12 is a right side open view thereof;  
FIG. 13 is a top open view thereof; and  
FIG. 14 is a bottom open view thereof.

**1 Claim, 3 Drawing Sheets**



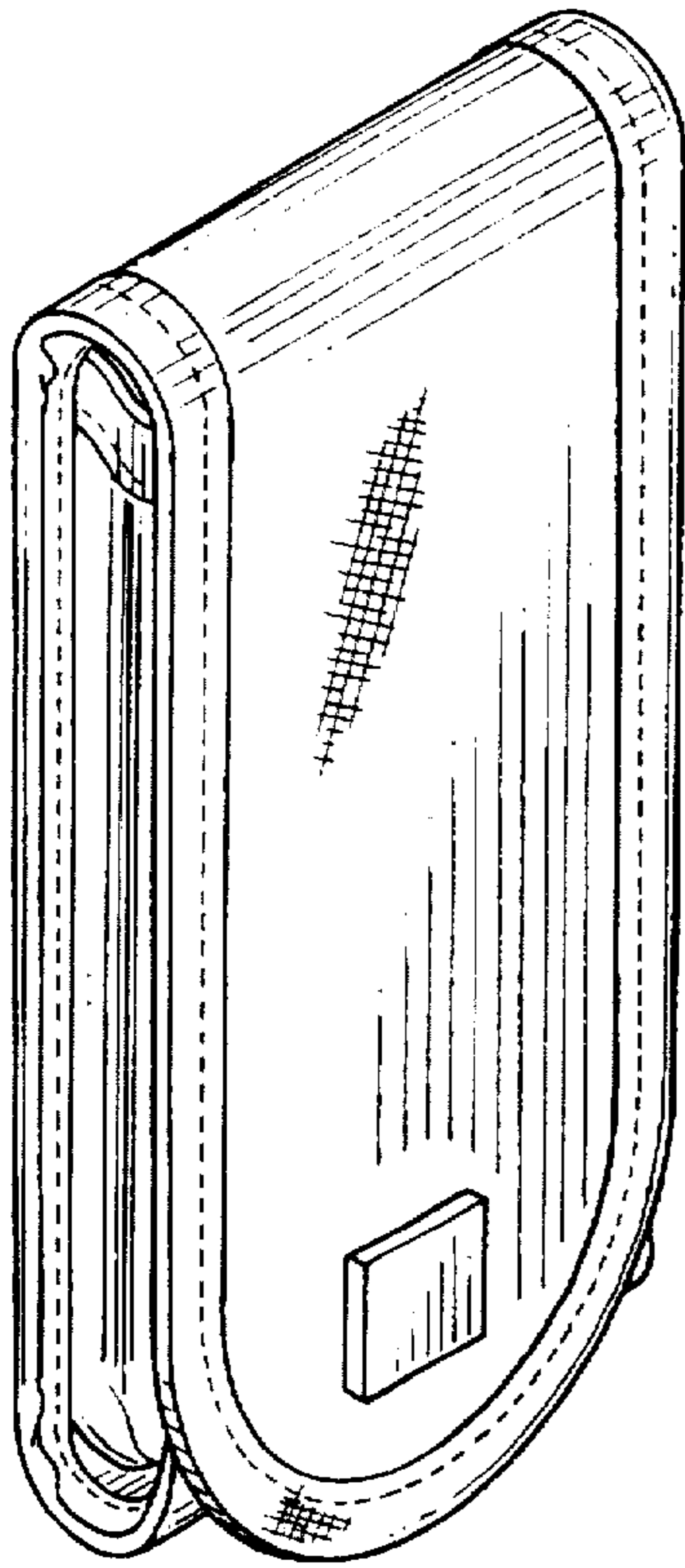


FIG. 1




FIG. 2




FIG. 3




FIG. 4




FIG. 5

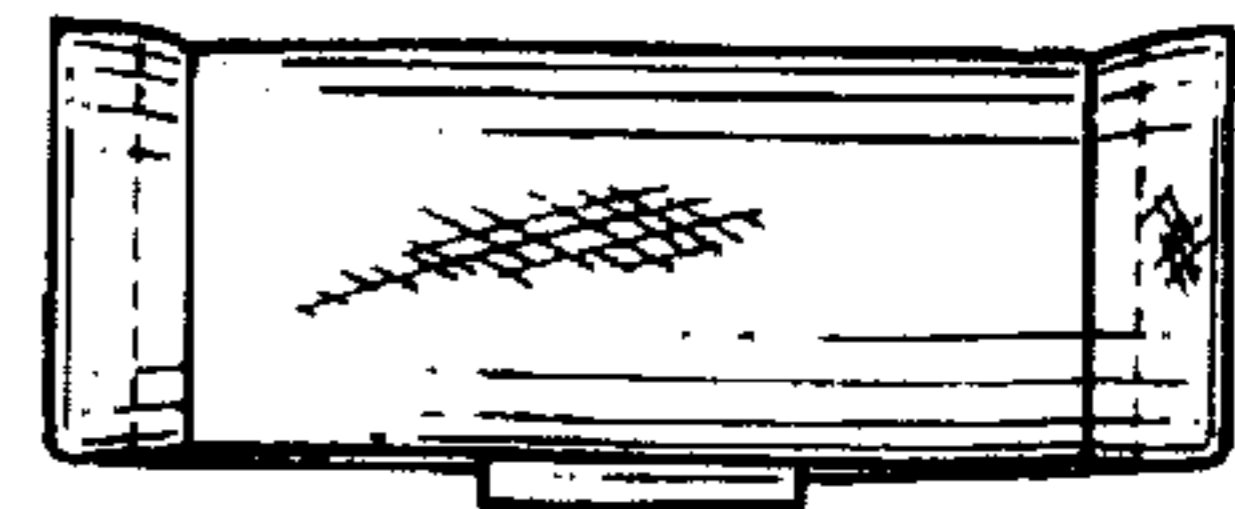


FIG. 6

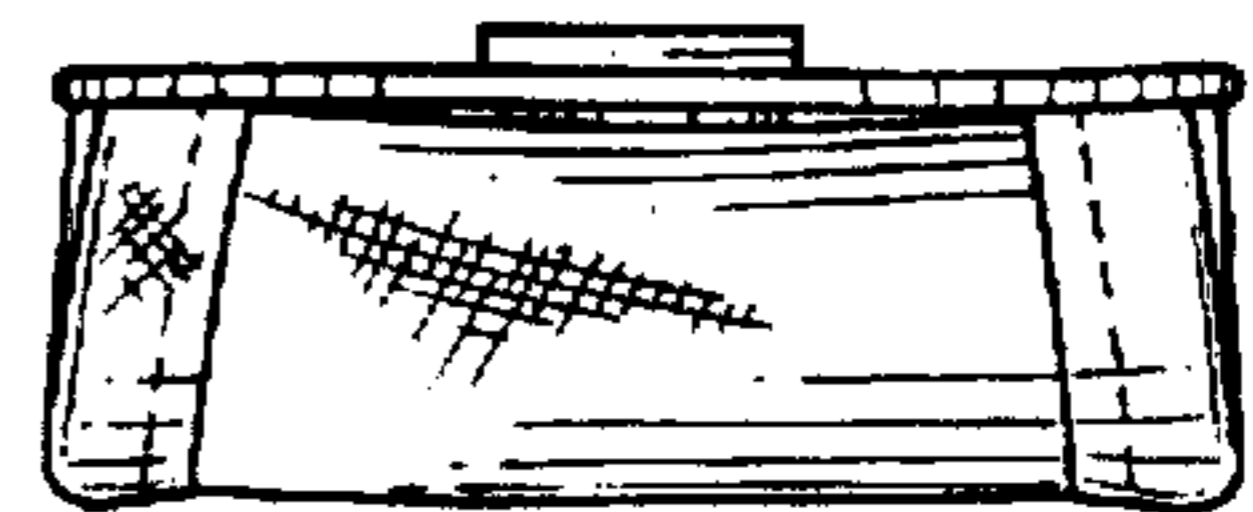


FIG. 7

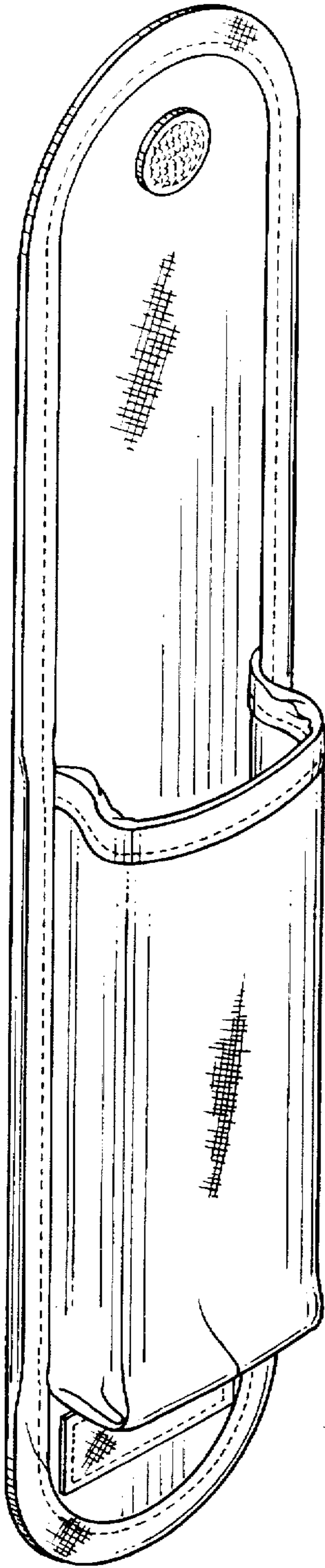


FIG. 8

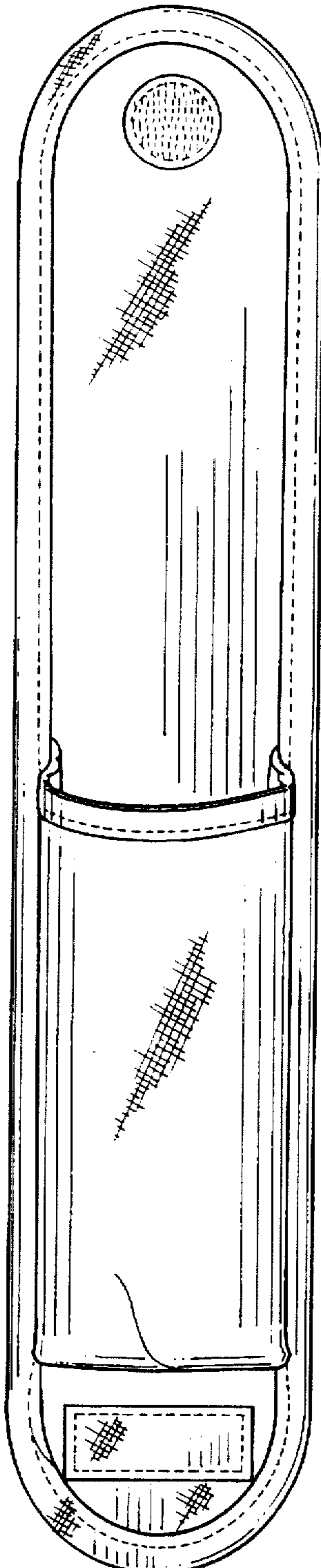


FIG. 9




FIG. 10

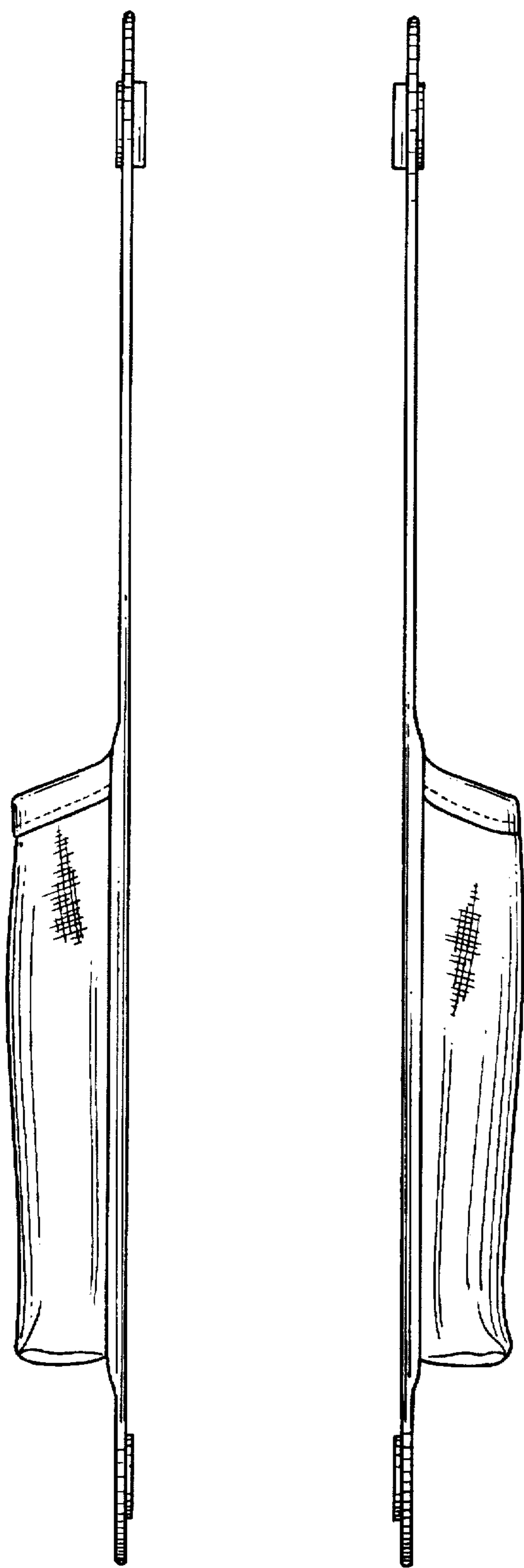


FIG. 11

FIG. 12

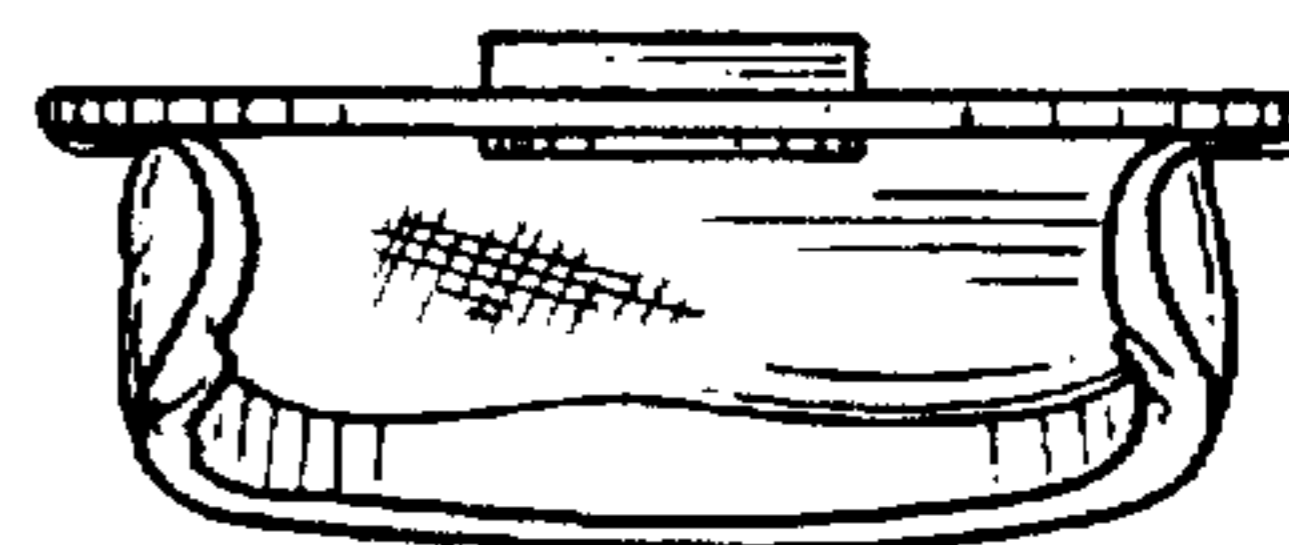


FIG. 13

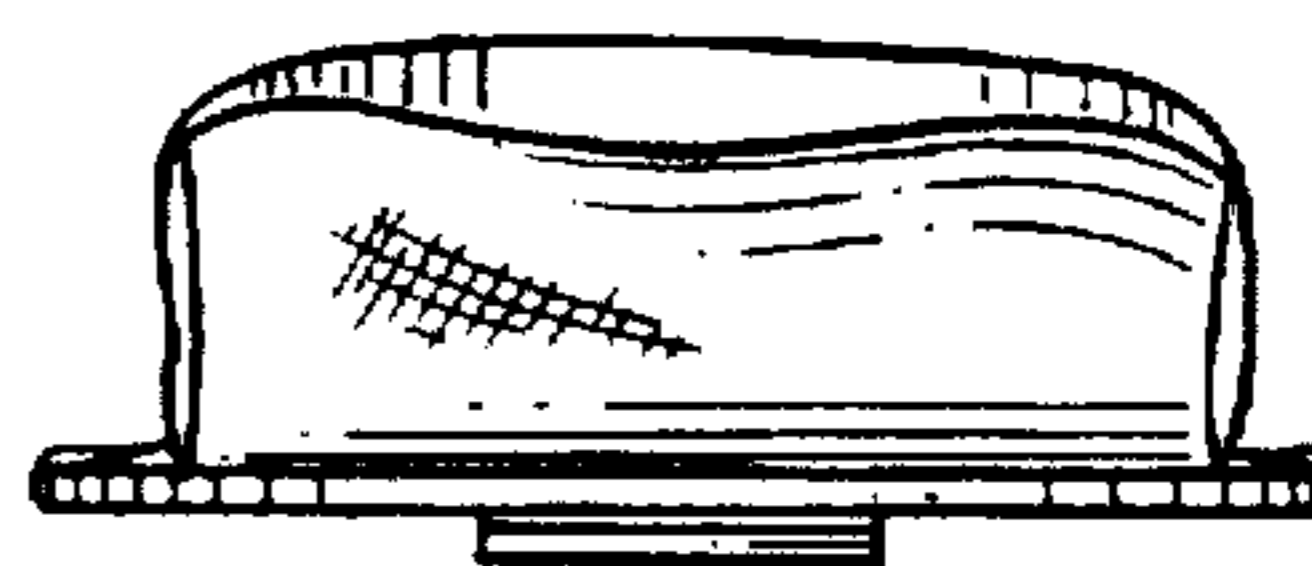


FIG. 14