



US00D396949S

United States Patent [19]
Bathum

[11] **Patent Number: Des. 396,949**

[45] **Date of Patent: **Aug. 18, 1998**

[54] **SHOE SPIKE**

[76] **Inventor: Dale Bathum**, 4610 E. Mercer Way,
Mercer Island, Wash. 98040

[**] **Term: 14 Years**

[21] **Appl. No.: 70,581**

[22] **Filed: May 12, 1997**

[51] **LOC (6) Cl. 02-04**

[52] **U.S. Cl. D2/962**

[58] **Field of Search** D2/962, 906; 36/127,
36/134, 67 A, 59 R, 62, 67 R, 67 D

[56] **References Cited**

U.S. PATENT DOCUMENTS

D. 371,896	7/1996	McMullin	D2/962
D. 373,675	9/1996	McMullin	D2/962
3,583,082	6/1971	Jordan, Jr.	36/59
3,656,245	4/1972	Wilson	36/67 D
3,844,056	10/1974	Kwan	36/67 D
4,908,962	3/1990	Yung-Mao	36/28

Primary Examiner—Doris V. Coles
Attorney, Agent, or Firm—Marvin E. Jacobs

[57] **CLAIM**

The ornamental design for a shoe spike, as shown and described.

DESCRIPTION

FIG. 1 is a front view in elevation of the shoe spike showing my new design;

FIG. 2 is a right view in elevation of the shoe spike shown in FIG. 1, the left view, bottom view and top views being identical thereto;


FIG. 3 is a rear view in elevation of the shoe spike shown in FIG. 1;

FIG. 4 is an isometric view of the shoe spike shown in FIG. 1;

FIG. 5 is an enlarged sectional view of the shoe spike shown in FIG. 1 taken along line 5—5 for clarity; and

FIG. 6 is a sectional view of the shoe spike shown in FIG. 1 taken along line 6—6 for clarity.

1 Claim, 1 Drawing Sheet






Fig. 1.

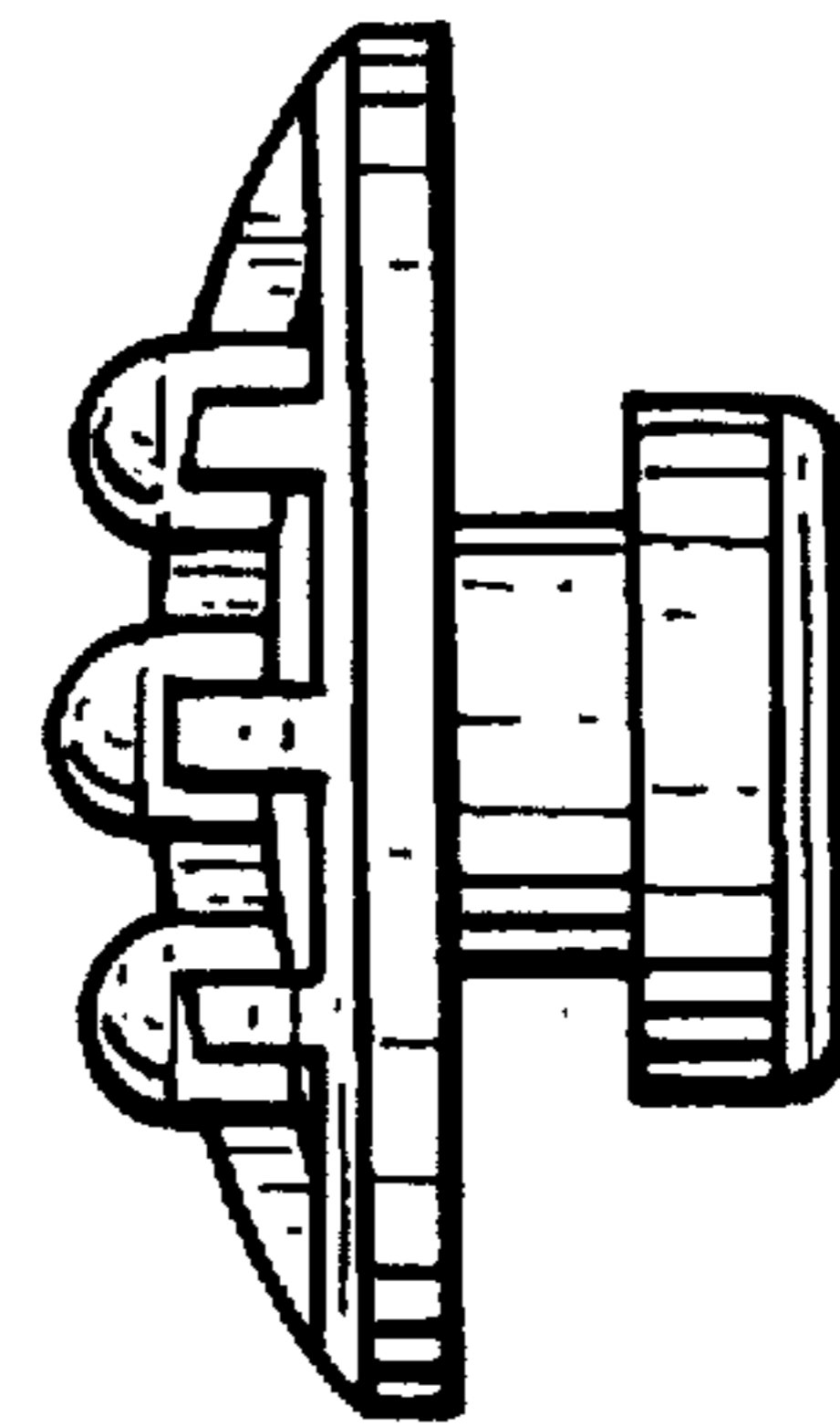


Fig. 2.

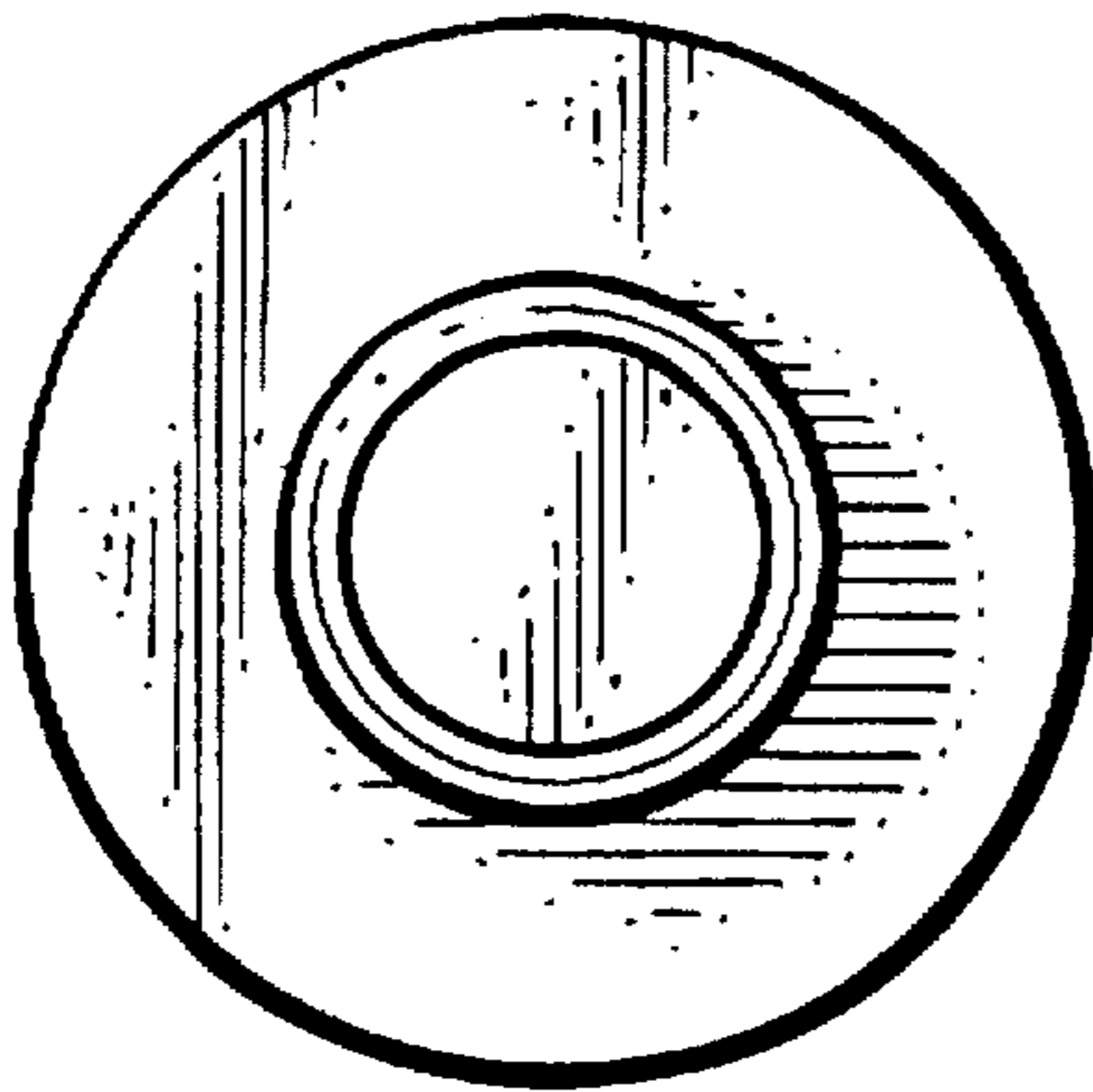


Fig. 3.

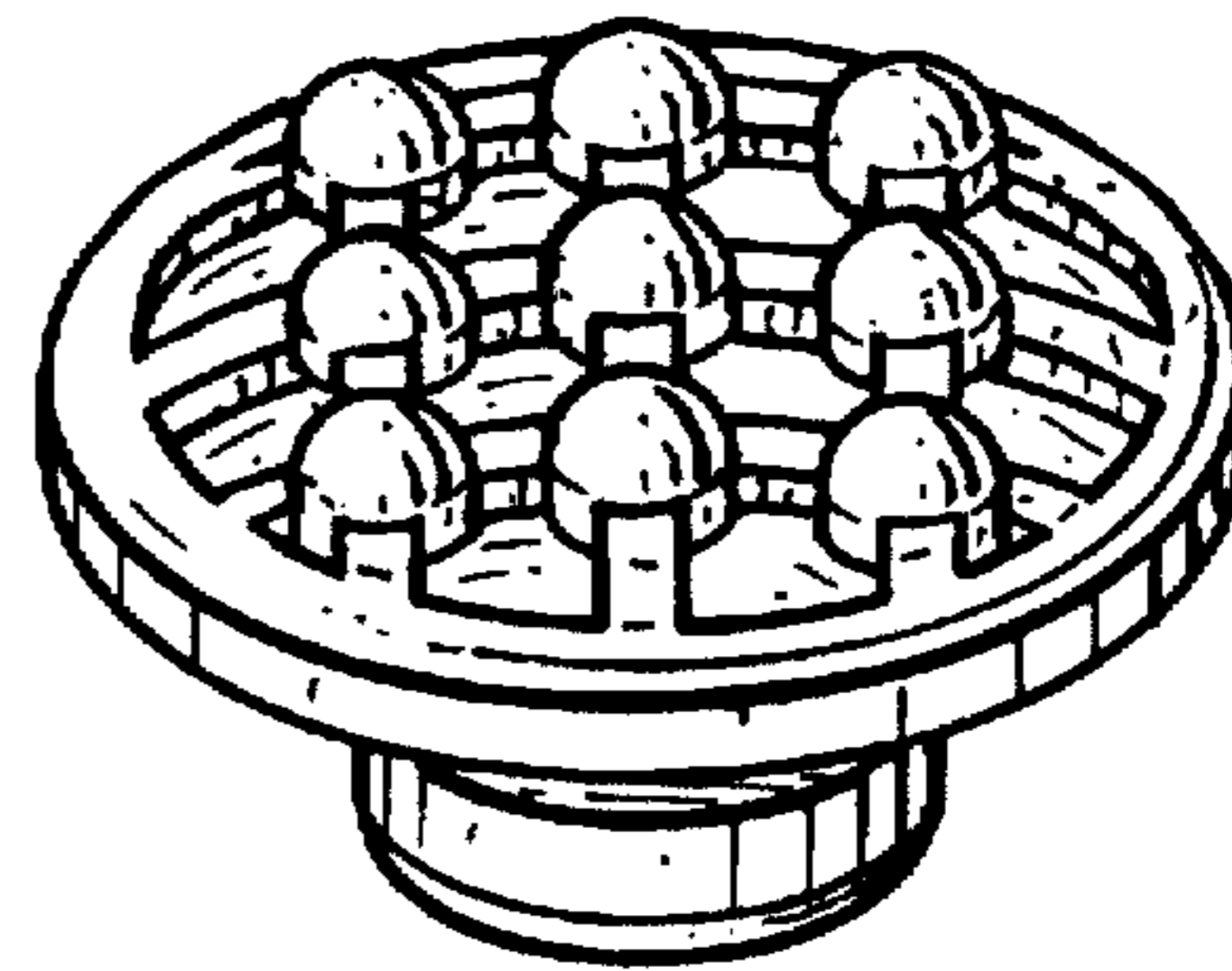


Fig. 4.




Fig. 5.




Fig. 6.