



US00D396938S

# United States Patent [19]

## Bugatti

[11] Patent Number: **Des. 396,938**

[45] Date of Patent: **\*\*Aug. 18, 1998**

[54] **SEAT BELT COVER**

[76] Inventor: **Charles Bugatti**, 17210 Palisades Cir., Pacific Palisades, Calif. 90272

[\*\*] Term: **14 Years**

[21] Appl. No.: **64,756**

[22] Filed: **Jan. 10, 1997**

[51] LOC (6) Cl. .... **02-07**

[52] U.S. Cl. .... **D2/639**

[58] Field of Search ..... D2/865, 866, 891, D2/894, 639; 2/170, 171, 171.4, 171.5, 171.7, 171.8, 181, 181.2, 181.4, 181.6, 183, 195.1, 209.13, DIG. 11

[56] **References Cited**

**U.S. PATENT DOCUMENTS**

2,643,380	6/1953	Blair	297/482
3,291,528	12/1966	Sencabaugh	297/482
4,089,722	5/1978	Holoubek	2/246
4,575,874	3/1986	Johnson	297/482
4,678,205	7/1987	Wold	297/482

4,693,495	9/1987	La Pointe	280/808
4,741,574	5/1988	Weightman et al.	297/482
5,428,844	7/1995	Dougherty	2/DIG. 11 X

*Primary Examiner*—Paula A. Mortimer  
*Attorney, Agent, or Firm*—Lyon & Lyon LLP

[57] **CLAIM**

The ornamental design for a seat belt cover, as shown and described.

**DESCRIPTION**

FIG. 1 is a front perspective view of a seat belt cover showing my new design, the broken line showing of the seat belt is for illustrative purposes only and forms no part of the claimed design;

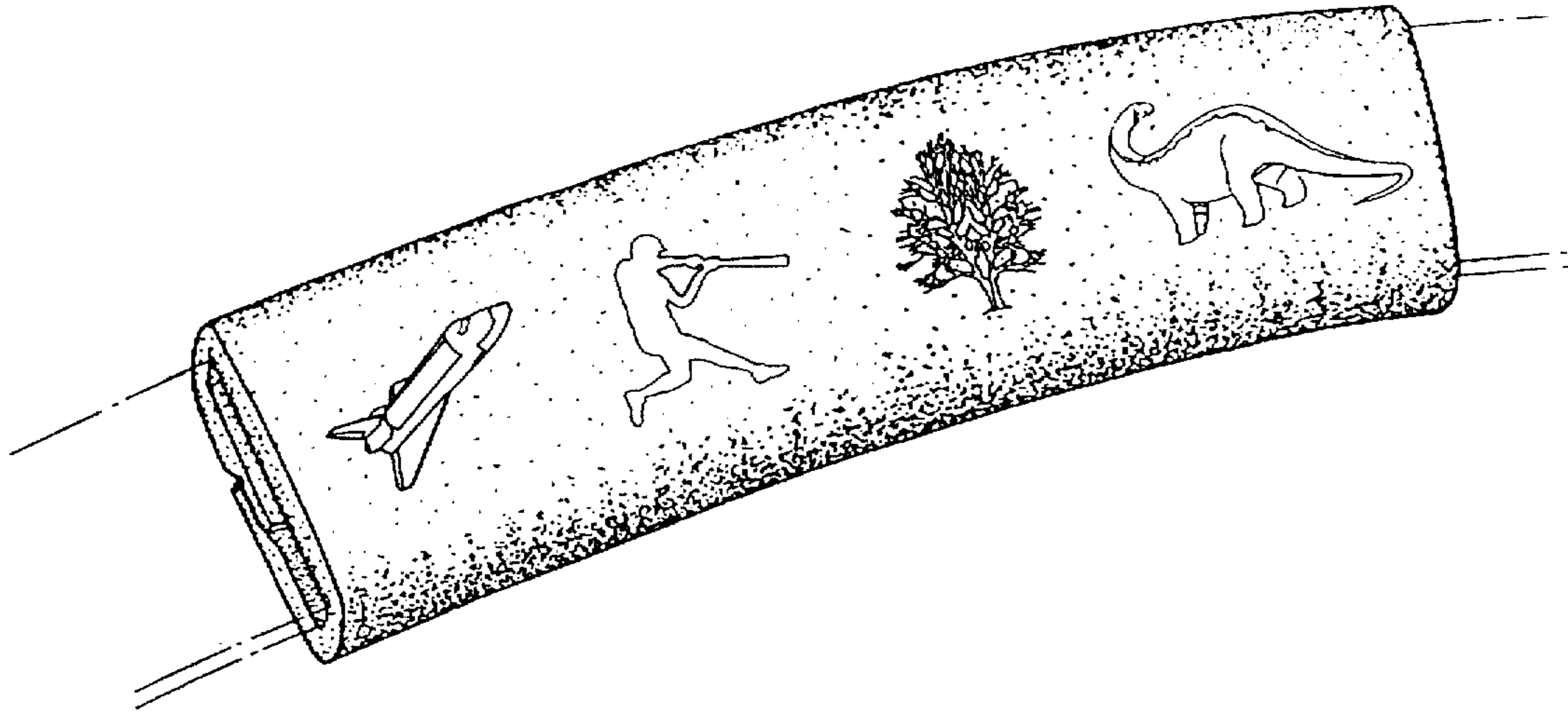
FIG. 2 is a top plan view thereof;

FIG. 3 is a bottom plan view thereof;

FIG. 4 is an end elevational view thereof the opposite end is a mirror image; and,

FIG. 5 is a side elevational view thereof, the opposite side is a mirror image.

**1 Claim, 1 Drawing Sheet**



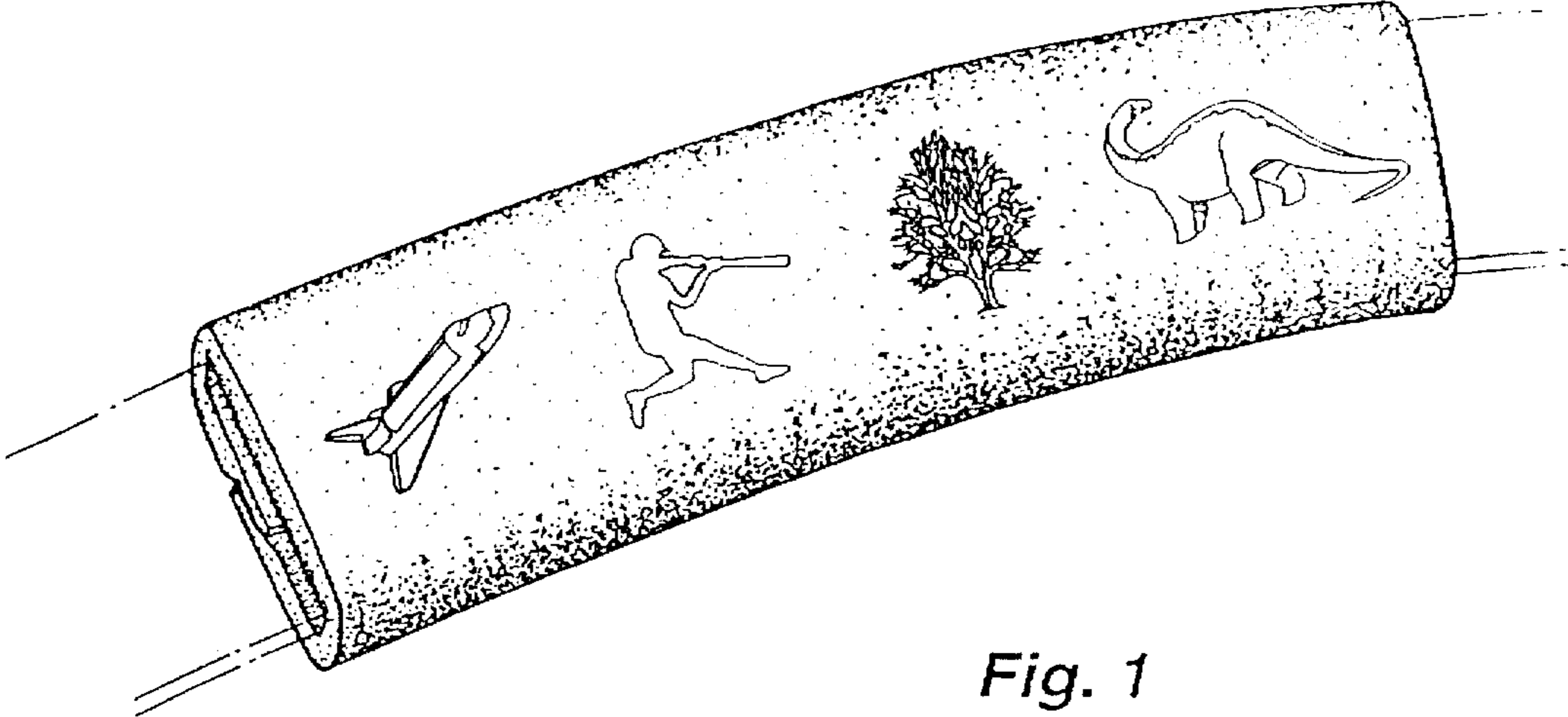


Fig. 1

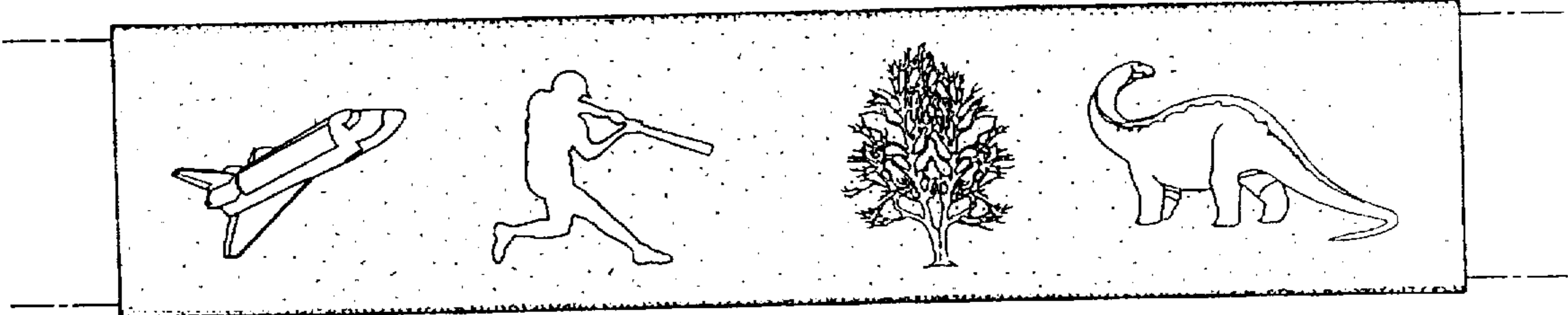


Fig. 2




Fig. 3




Fig. 4




Fig. 5