

US00D396913S

# United States Patent [19] Forbrich

[11] Patent Number: **Des. 396,913**

[45] Date of Patent: **\*\*Aug. 11, 1998**

[54] **DRAIN BOARD**

D. 376,882 12/1996 Cook ..... D32/55  
4,480,343 11/1984 Drach ..... 4/637

[76] Inventor: **Paul Forbrich**, 29516 Bernice Dr.,  
Rancho Palos Verdes, Calif. 90732-2518

*Primary Examiner*—Alan P. Douglas  
*Assistant Examiner*—Robin V. Taylor

[\*\*] Term: **14 Years**

[57] **CLAIM**

[21] Appl. No.: **74,207**

The ornamental design for a drain board, as shown and described.

[22] Filed: **Jul. 28, 1997**

**DESCRIPTION**

[51] **LOC (6) Cl.** ..... **07-05**

[52] **U.S. Cl.** ..... **D32/56**

[58] **Field of Search** ..... D32/55-57; D6/462;  
220/571, 572, 487; 4/637, 656

FIG. 1 is a front elevational view of the drain board showing my new design;

FIG. 2 is a rear elevational view thereof;

FIG. 3 is a right side view thereof;

FIG. 4 is a left side view thereof;

FIG. 5 is a top plan view thereof; and

FIG. 6 is a bottom plan view thereof.

[56] **References Cited**

**U.S. PATENT DOCUMENTS**

D. 154,907 8/1949 Clark ..... D32/56  
D. 322,697 12/1991 Nguyen ..... D32/56  
D. 344,828 3/1994 Adams ..... D32/56

**1 Claim, 3 Drawing Sheets**

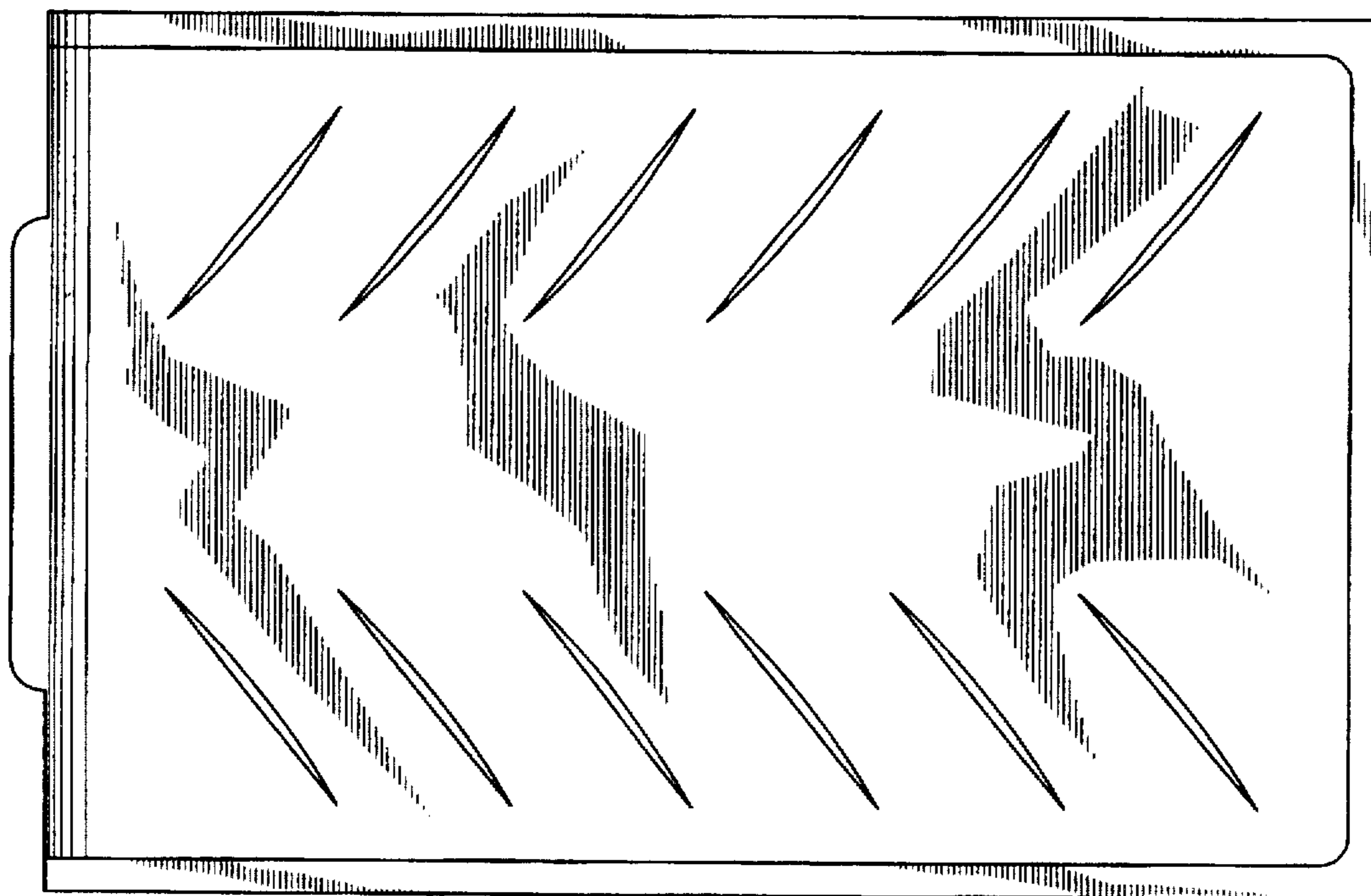
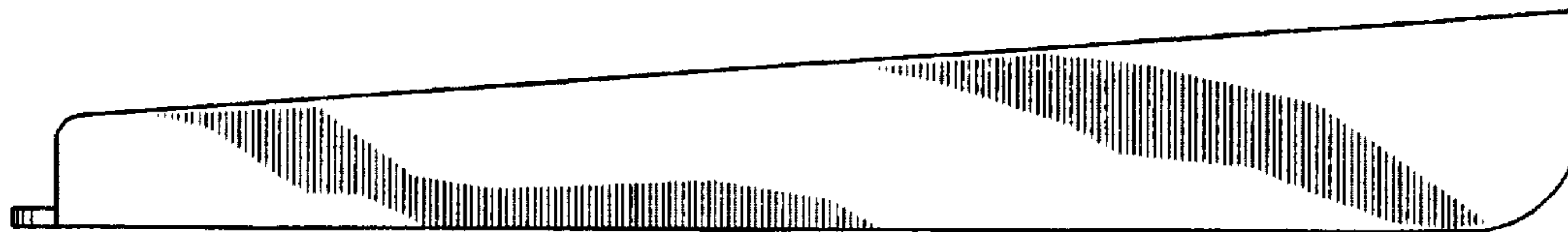


FIG. 1




FIG. 2

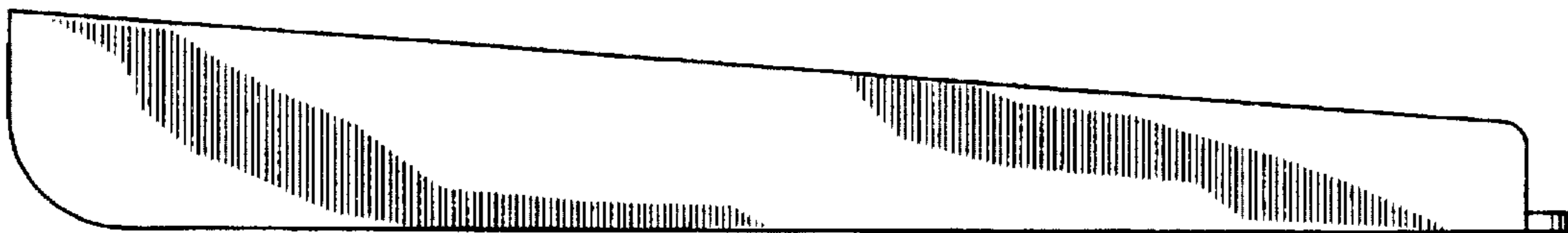


FIG. 3




FIG. 4




FIG. 5

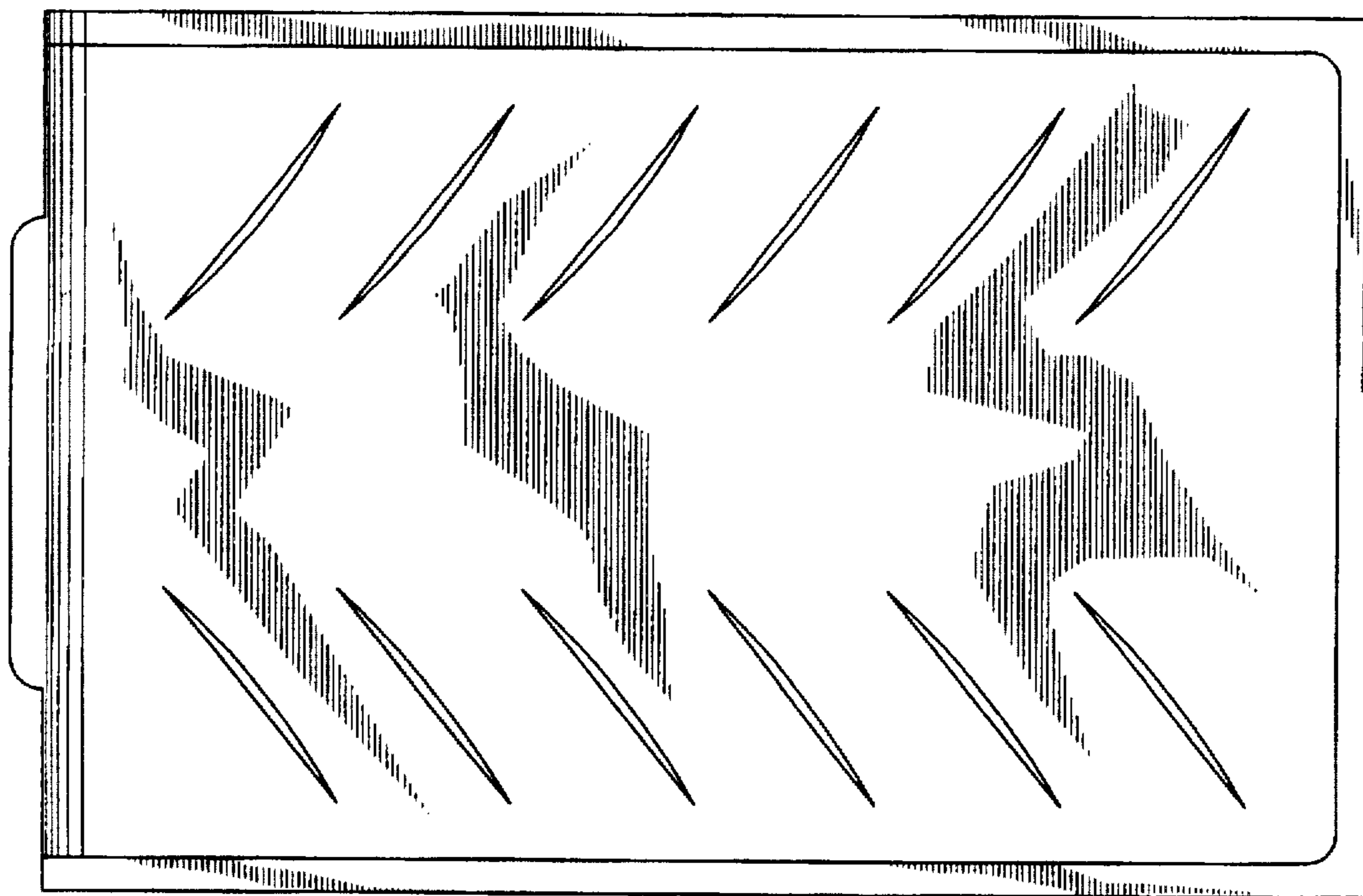


FIG. 6

