



US00D396910S

United States Patent [19] Henke

[11] Patent Number: **Des. 396,910**
[45] Date of Patent: ****Aug. 11, 1998**

[54] **SCRAPER HAND TOOL**

5,433,004 7/1995 Thompson et al. 30/169

[75] Inventor: **David R. Henke**, Maple Grove, Minn.

OTHER PUBLICATIONS

[73] Assignee: **Warner Manufacturing Corporation**,
Minneapolis, Minn.

Red Devil Catalog, p. 12, Wall paper stripper, Jun. 1987.
Hyde Tool, 54 East Ford Road, South Bridge, MA 01550,
brochure, p. 53, 1991.

[**] Term: **14 Years**

Allway Tools Inc., 1255 Seabarge Avenue, Bronx NY
10462, brochure, p. 6, date unknown.

[21] Appl. No.: **73,127**

Warner Tools, 13435 Industrial Boulevard, Minneapolis,
MN 55441, brochure, pp 9 and 10, date unknown.

[22] Filed: **Jul. 1, 1997**

Warner Tools<13435 Industrial Boulevard, Minneapolis,
MN 55441, sample of scraper, date unknown.

[51] **LOC (6) Cl.** **08-05**

[52] **U.S. Cl.** **D32/49; D32/48**

[58] **Field of Search** **D32/40, 41, 46,**
D32/49, 48, 52, 42, 43; D8/45, 105, 111;
15/236.01, 236.02, 236.04, 245.1, 236.07,
236.08, 236.09; 30/169, 164.9, 121

Primary Examiner—Susan J. Lucas

Assistant Examiner—Cynthia E. Ramirez

Attorney, Agent, or Firm—Merchant, Gould, Smith, Edell,
Welter & Schmidt

[56] **References Cited**

[57] **CLAIM**

U.S. PATENT DOCUMENTS

The ornamental design for a scraper hand tool, as shown and
described.

D. 182,070	2/1958	Hauser	D32/49
D. 202,876	11/1965	Newman	D32/49
D. 243,060	1/1977	Graham et al.	D32/49
D. 320,921	10/1991	Henke et al.	D8/98
D. 364,252	11/1995	Henke	D32/42
D. 372,349	7/1996	Adair	D32/49
1,726,017	8/1929	Enfants, Sr.	D32/48 X
2,556,797	6/1951	Carlson	.	
2,821,017	1/1958	Liesunatis	.	
4,381,604	5/1983	Horst	30/169
4,712,269	12/1987	Worthen	15/236.01
5,095,573	3/1992	Henke et al.	15/105
5,208,984	5/1993	Negus	30/169
5,257,695	11/1993	Henke et al.	206/373
5,398,809	3/1995	Henke et al.	206/373

DESCRIPTION

FIG. 1 is a perspective view of a scraper hand tool showing
my new design;
FIG. 2 is a top plan view thereof;
FIG. 3 is a side elevational view of the right side of the
scraper hand tool;
FIG. 4 is a bottom plan view thereof;
FIG. 5 is a side elevational view of the left side of the scraper
hand tool;
FIG. 6 is a front elevational view thereof; and,
FIG. 7 is a rear elevational view thereof.

1 Claim, 4 Drawing Sheets

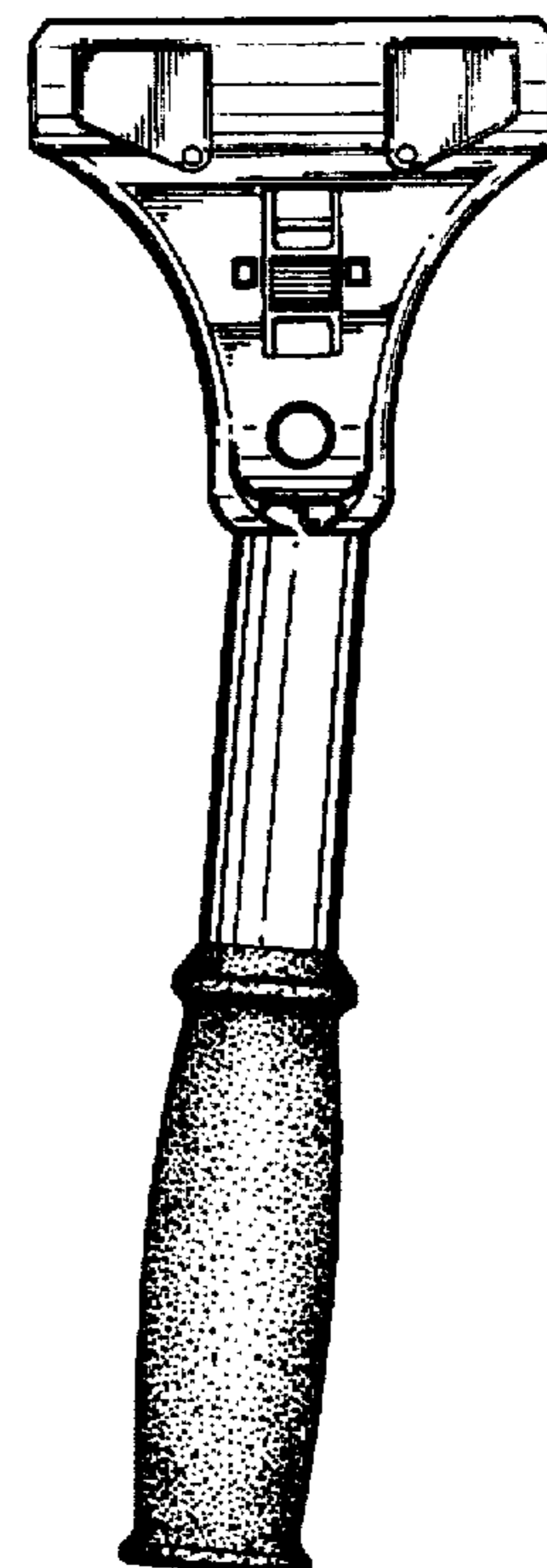
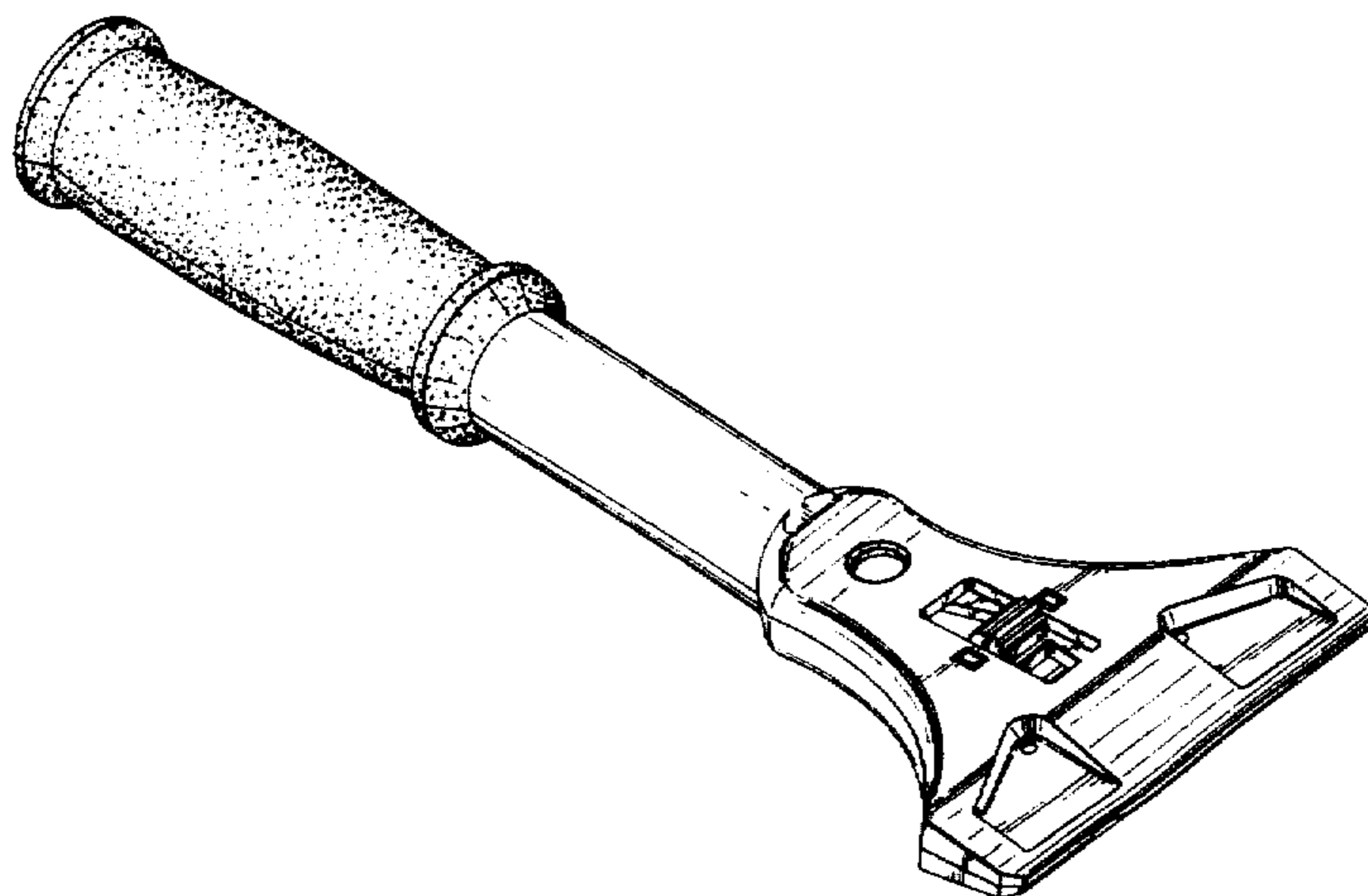


FIG. 1

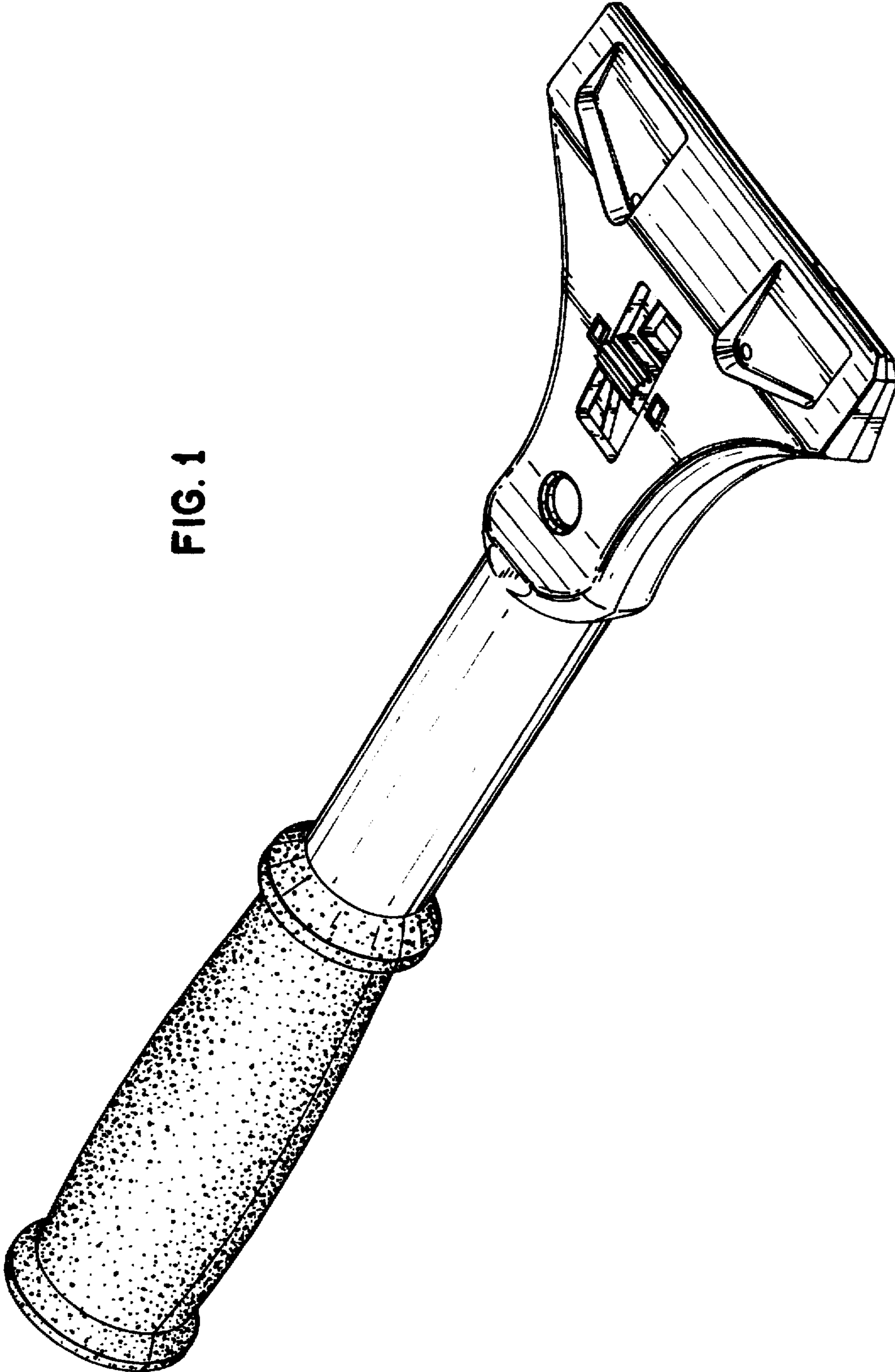


FIG. 2

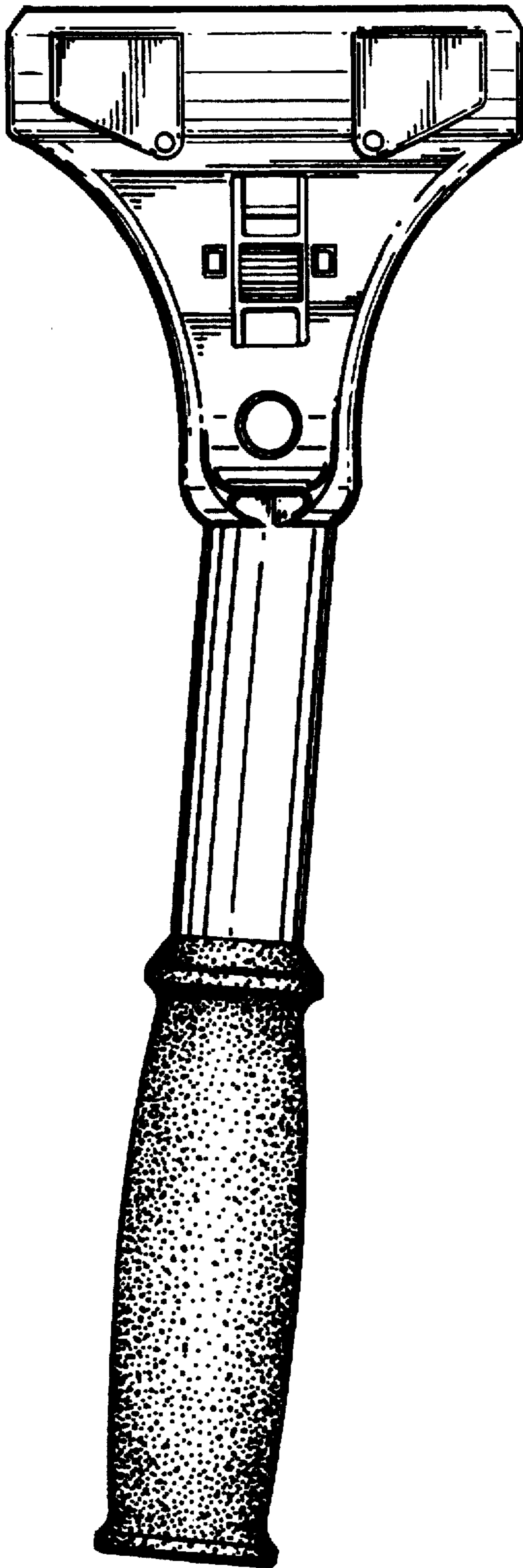


FIG. 3

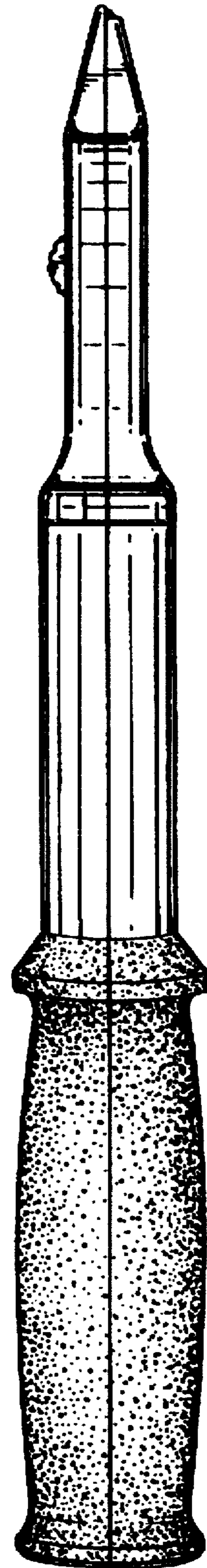


FIG. 4

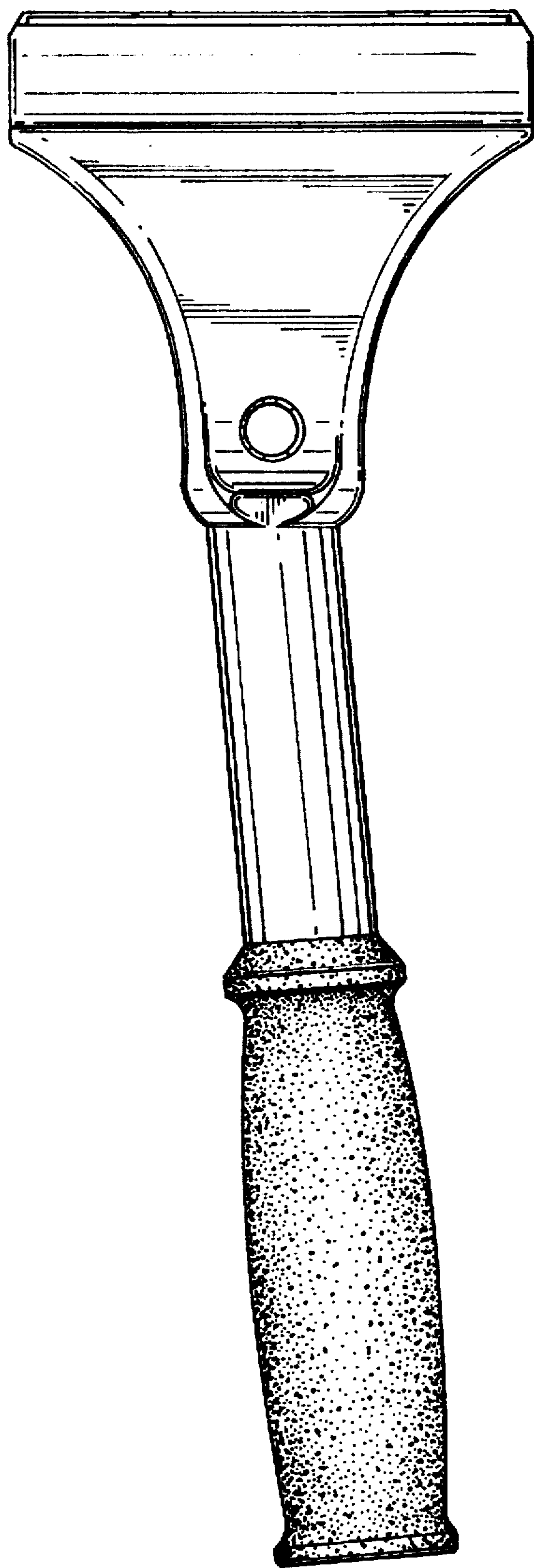


FIG. 5

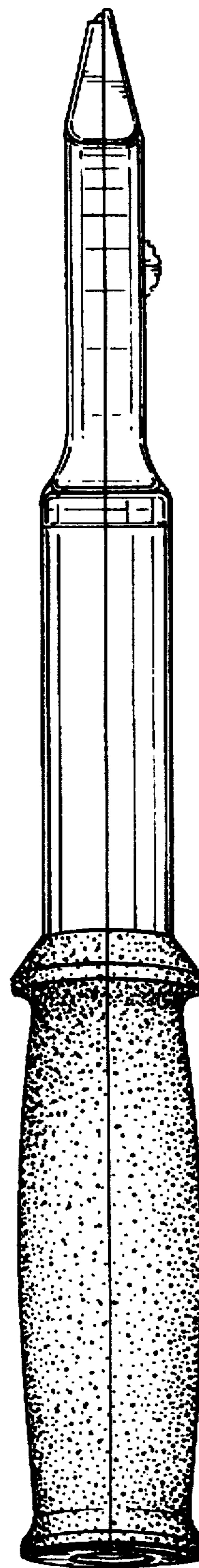


FIG. 6

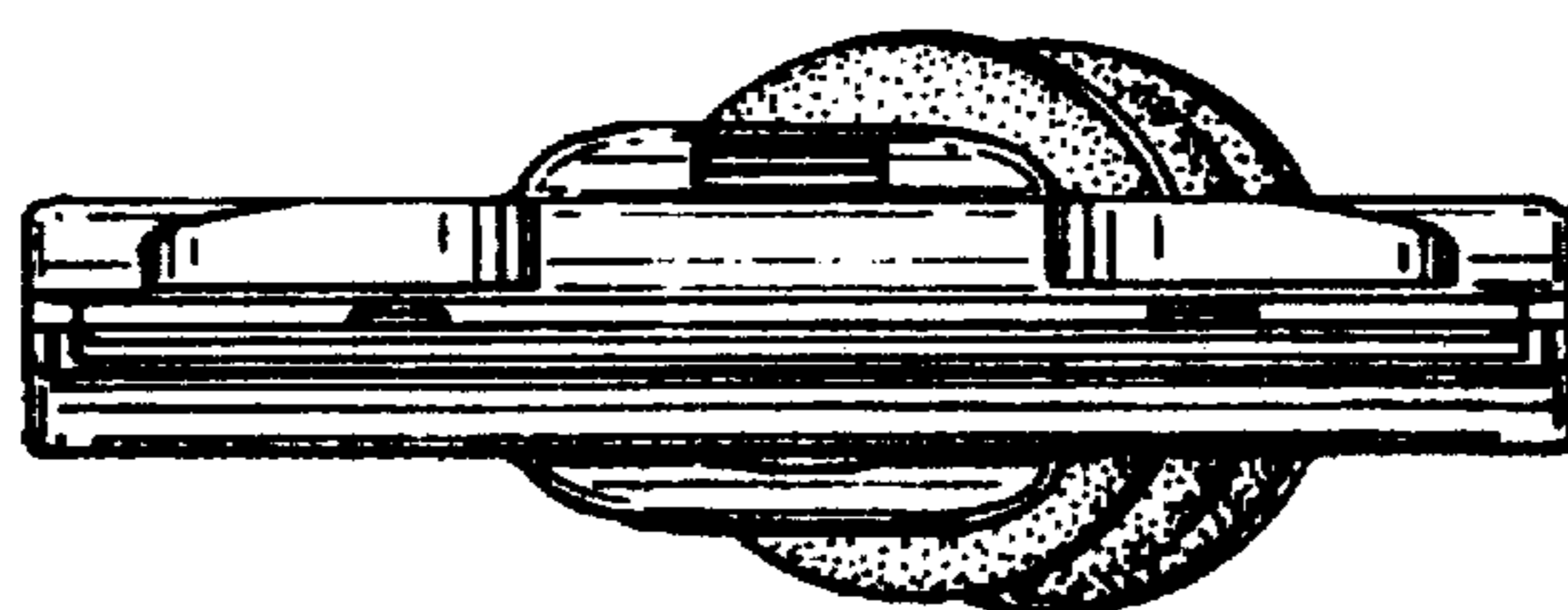


FIG. 7

