



US00D396905S

United States Patent [19]
Bradd

[11] **Patent Number: Des. 396,905**
[45] **Date of Patent: **Aug. 11, 1998**

[54] **OUTER BODY FOR AN UPRIGHT
EXTRACTOR BASE UNIT**

D. 346,679 5/1994 Bradd et al. D32/22
D. 358,241 5/1995 Bradd D32/22

[75] **Inventor: Sidney H. Bradd, Solon, Ohio**

[73] **Assignee: The Hoover Company, North Canton,
Ohio**

[**] **Term: 14 Years**

[21] **Appl. No.: 36,380**

[22] **Filed: Mar. 20, 1995**

Related U.S. Application Data

[63] **Continuation-in-part of Ser. No. 5,972, Feb. 5, 1993, Pat.
No. Des. 358,241.**

[51] **LOC (6) Cl. 15-05**

[52] **U.S. Cl. D32/32**

[58] **Field of Search D32/21, 22, 31-34;
15/323-326, 331-337, 347, 350-351, 361,
377, 412, 413, 415.1**

[56] **References Cited**

U.S. PATENT DOCUMENTS

- D. 198,435 6/1964 Gantz D32/22
- D. 262,539 1/1982 Wareham D32/32
- D. 287,894 1/1987 Watkins et al. .
- D. 288,016 1/1987 Watkins et al. .
- D. 305,269 12/1989 Dyson D32/22
- D. 305,373 1/1990 Yamamoto et al. .
- D. 306,087 2/1990 Woodhall et al. .
- D. 309,203 7/1990 Goodrich D32/21
- D. 313,095 12/1990 Avecilla et al. D32/19
- D. 325,797 4/1992 Kolk D32/32
- D. 326,006 5/1992 Moine D32/32
- D. 329,513 9/1992 Kieft et al. D32/32
- D. 333,892 3/1993 Wareham D32/32
- D. 343,707 1/1994 Dyson .
- D. 345,830 4/1994 Furcron et al. .
- D. 346,247 4/1994 Furcron et al. .
- D. 346,467 4/1994 Furcron et al. .

OTHER PUBLICATIONS

- Eureka Ultra Vacuum Cleaner Model 7560 Purchased Aug. 20, 1984.
- Eureka Step Saver Model 53 Vacuum Cleaner Purchased Oct. 27, 1989.
- Vetrella Shampoo/Polisher with Suction Purchased 1989.
- Hoover Runabout Vacuum Cleaner Model U4267-930 Sold Dec. 21, 1993.
- Hoover Elite Supreme Vacuum Cleaner Model U5075-930 Sold Mar. 7, 1995.
- Regina Power Scrubber Model S900 Purchased Aug., 1993.
- Bissell Green Machine Model 1671-Y Purchased Jan. 5, 1994.
- Kenmore Dry Tech Vacuum Cleaner. Canadian Sears Catalog. Fall/Winter 1989, p. 866F Color photocopies of references 9 through 18 are enclosed.
- Vax Limited, England Model 40-002 Purchased Sep., 1993 Photographs enclosed.

Primary Examiner—Ruth McInroy
Attorney, Agent, or Firm—A. Burgess Lowe; Bruce P. Watson

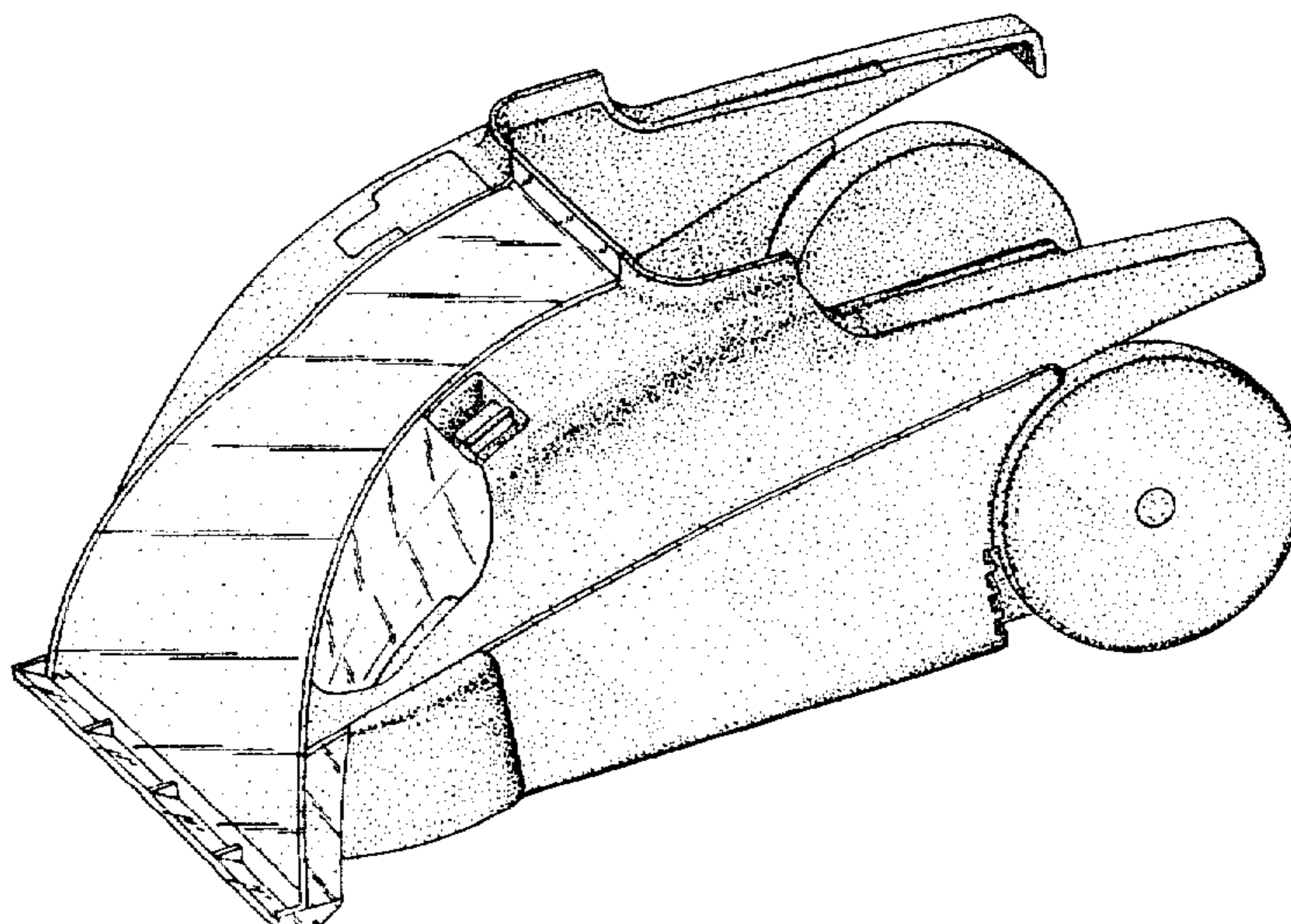
[57] **CLAIM**

The ornamental design for an outer body for an upright extractor base unit, as shown and described.

DESCRIPTION

FIG. 1 is a perspective view of an outer body for an upright extractor base unit showing my new design;
FIG. 2 is a top plan view thereof;
FIG. 3 is a front elevational view thereof;
FIG. 4 is a left side elevational view thereof;
FIG. 5 is a right side elevational view thereof; and,
FIG. 6 is a rear elevational view thereof.
The details shown in broken lines are shown for illustrative purposes only and form no part of the claimed design.

1 Claim, 3 Drawing Sheets



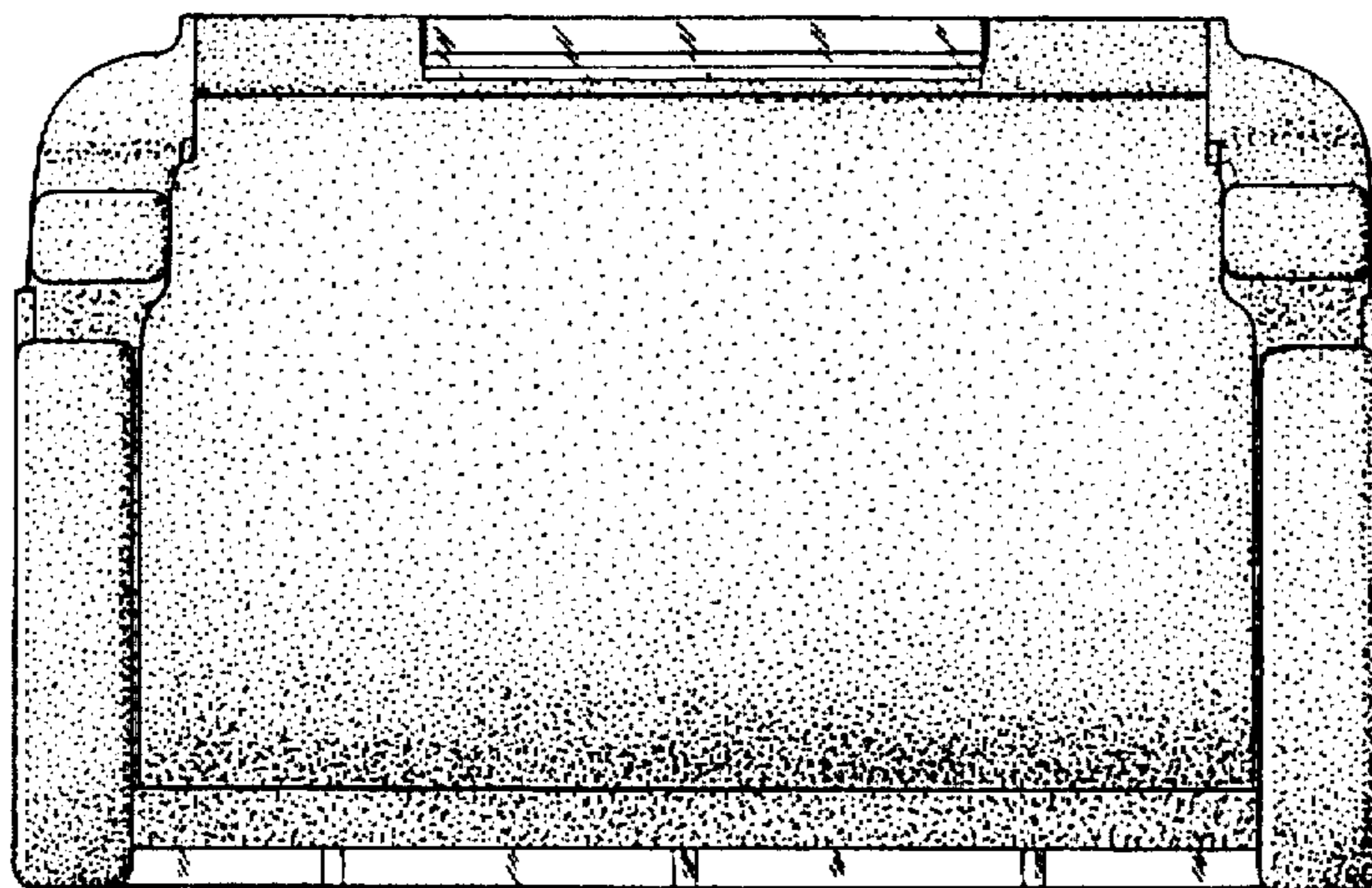


FIG.-6

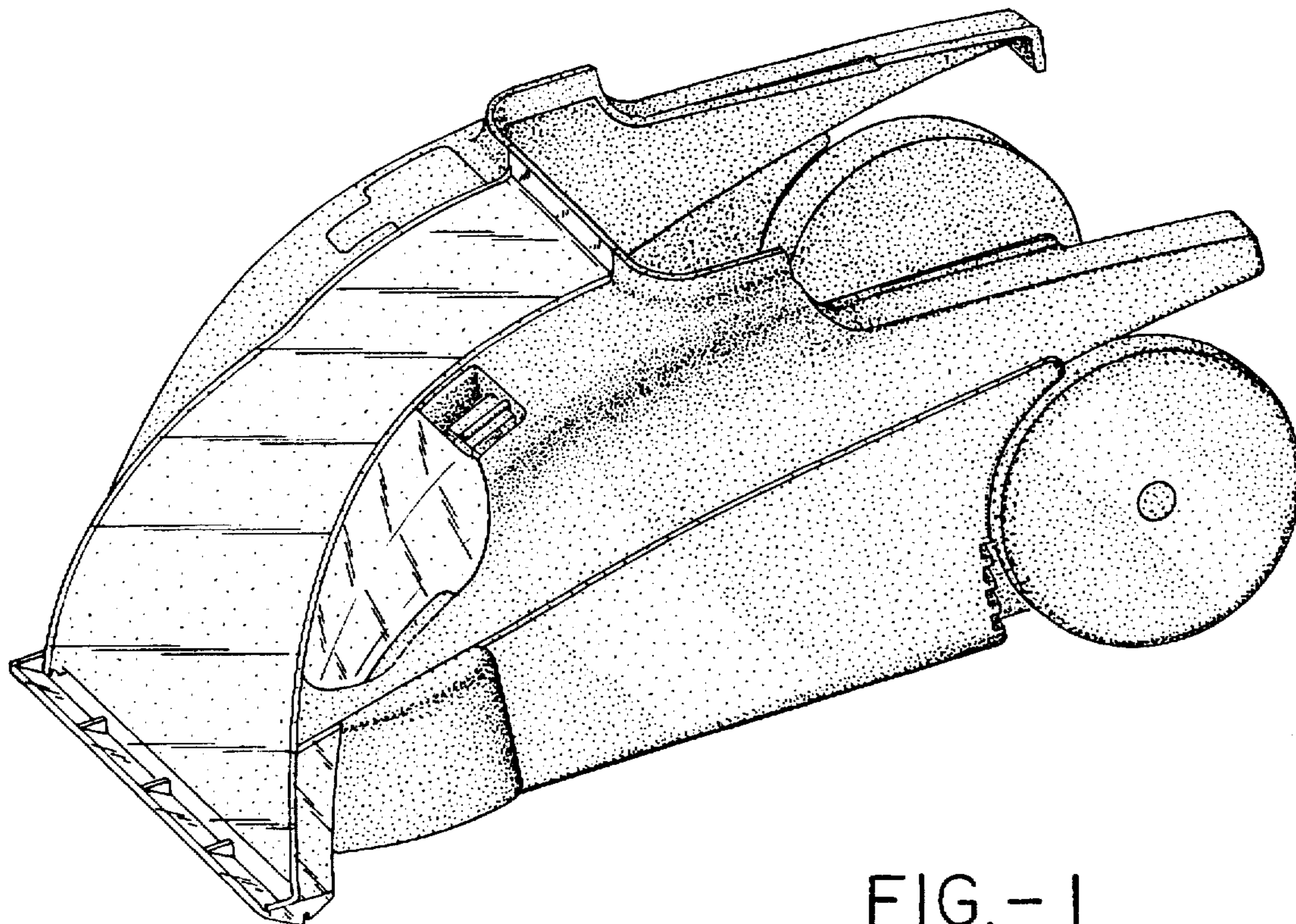


FIG.-1

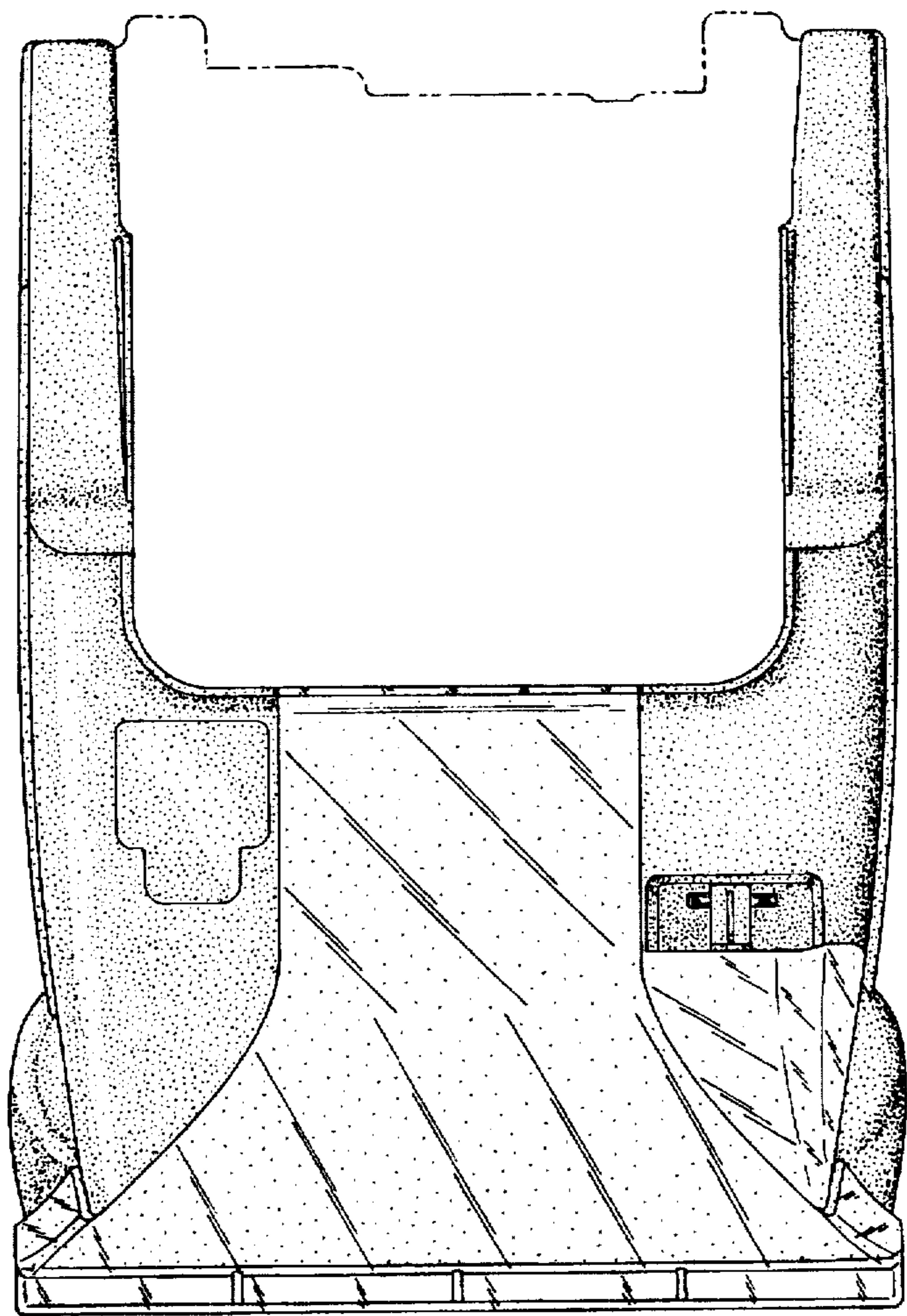


FIG. - 2

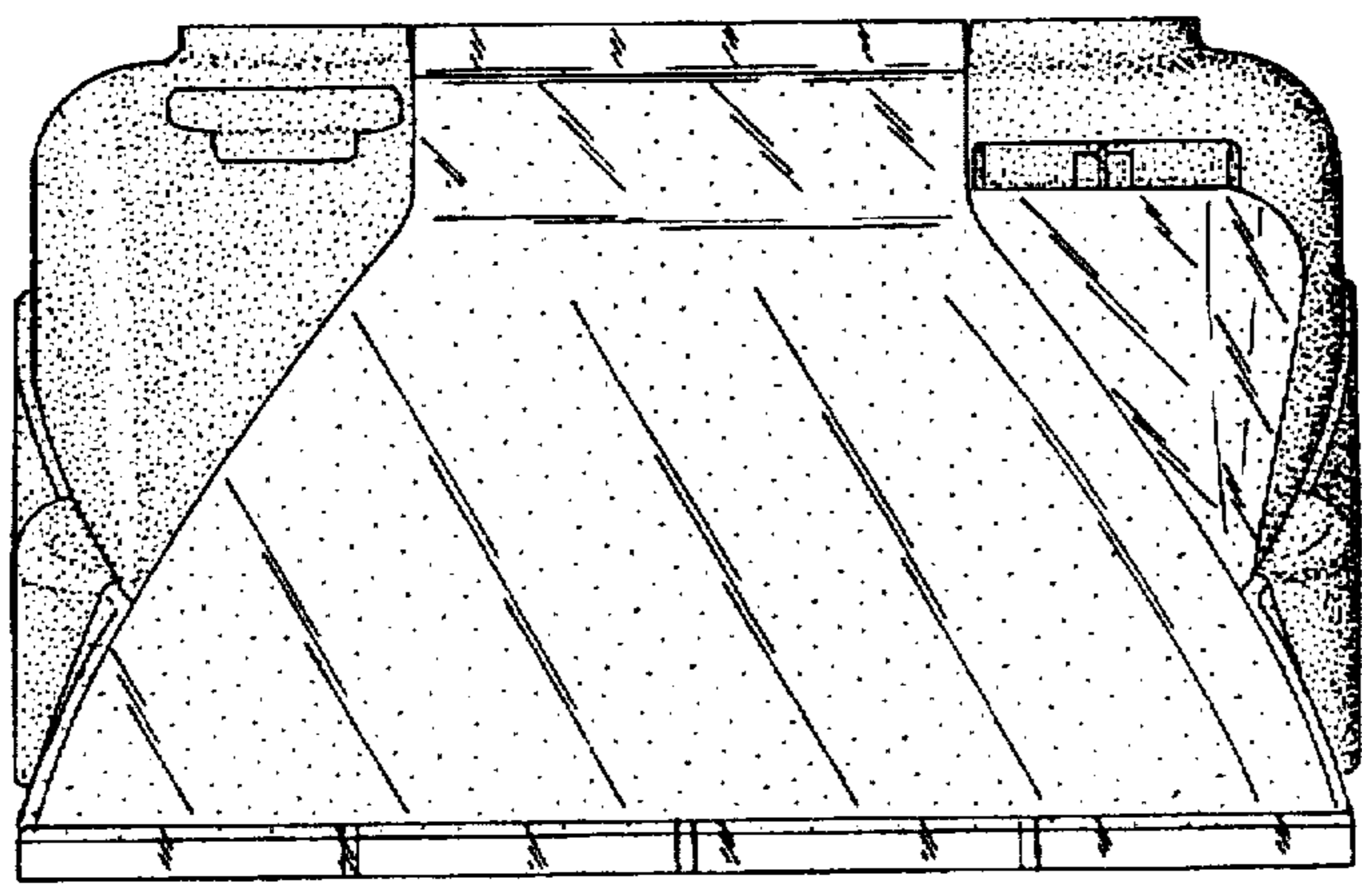


FIG. - 3

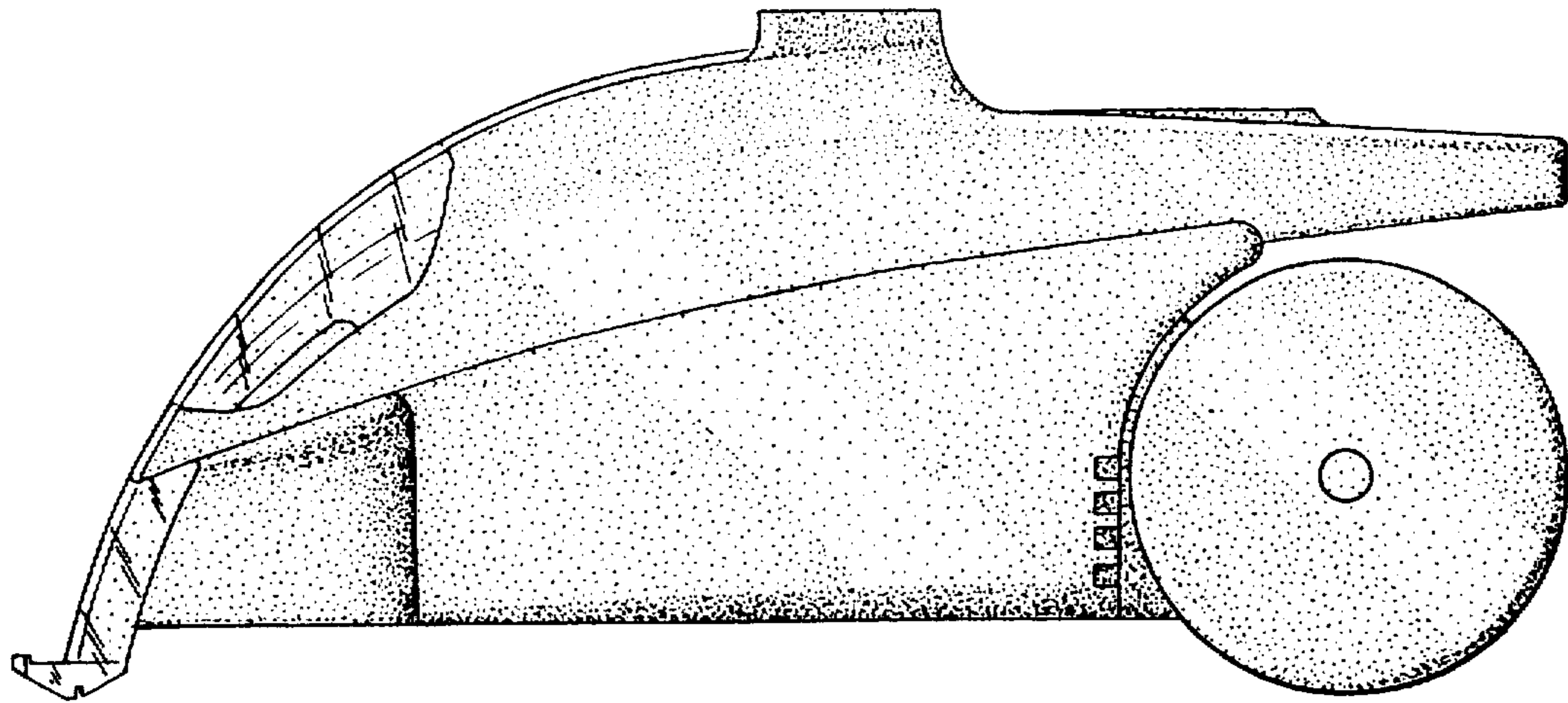


FIG.-4

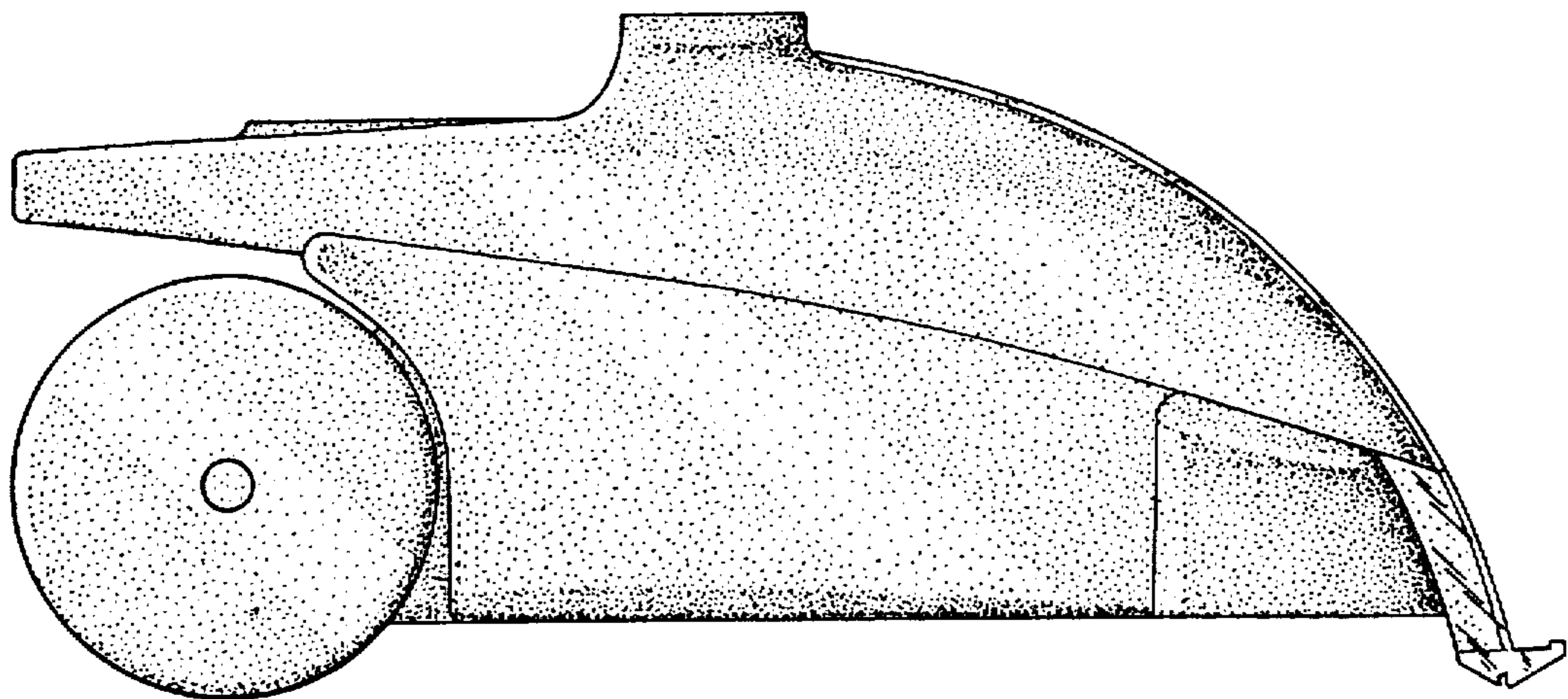


FIG.-5