



US00D396893S

United States Patent [19]
Sanchez

[11] **Patent Number:** **Des. 396,893**
[45] **Date of Patent:** ****Aug. 11, 1998**

[54] **GOLF BALL**
[75] **Inventor:** **Richard R. Sanchez**, Glendale, Ariz.
[73] **Assignee:** **Karsten Manufacturing Corporation**,
Phoenix, Ariz.
[**] **Term:** **14 Years**
[21] **Appl. No.:** **63,671**
[22] **Filed:** **Dec. 12, 1996**

D. 345,773 4/1994 Sanchez D21/205
D. 350,376 9/1994 Sanchez D21/205
D. 350,377 9/1994 Sanchez D21/205
D. 350,578 9/1994 Sanchez D21/205
D. 353,861 12/1994 McDiarmid D21/205
5,544,890 8/1996 Shaw et al. 473/383

Primary Examiner—Sandra L. Morris
Assistant Examiner—Richelle Shelton
Attorney, Agent, or Firm—Darrell F. Marquette

[51] **LOC (6) Cl.** **21-02**
[52] **U.S. Cl.** **D21/205**
[58] **Field of Search** **D21/205; 473/378-385**

[57] **CLAIM**

The ornamental design for a golf ball, as shown and described.

DESCRIPTION

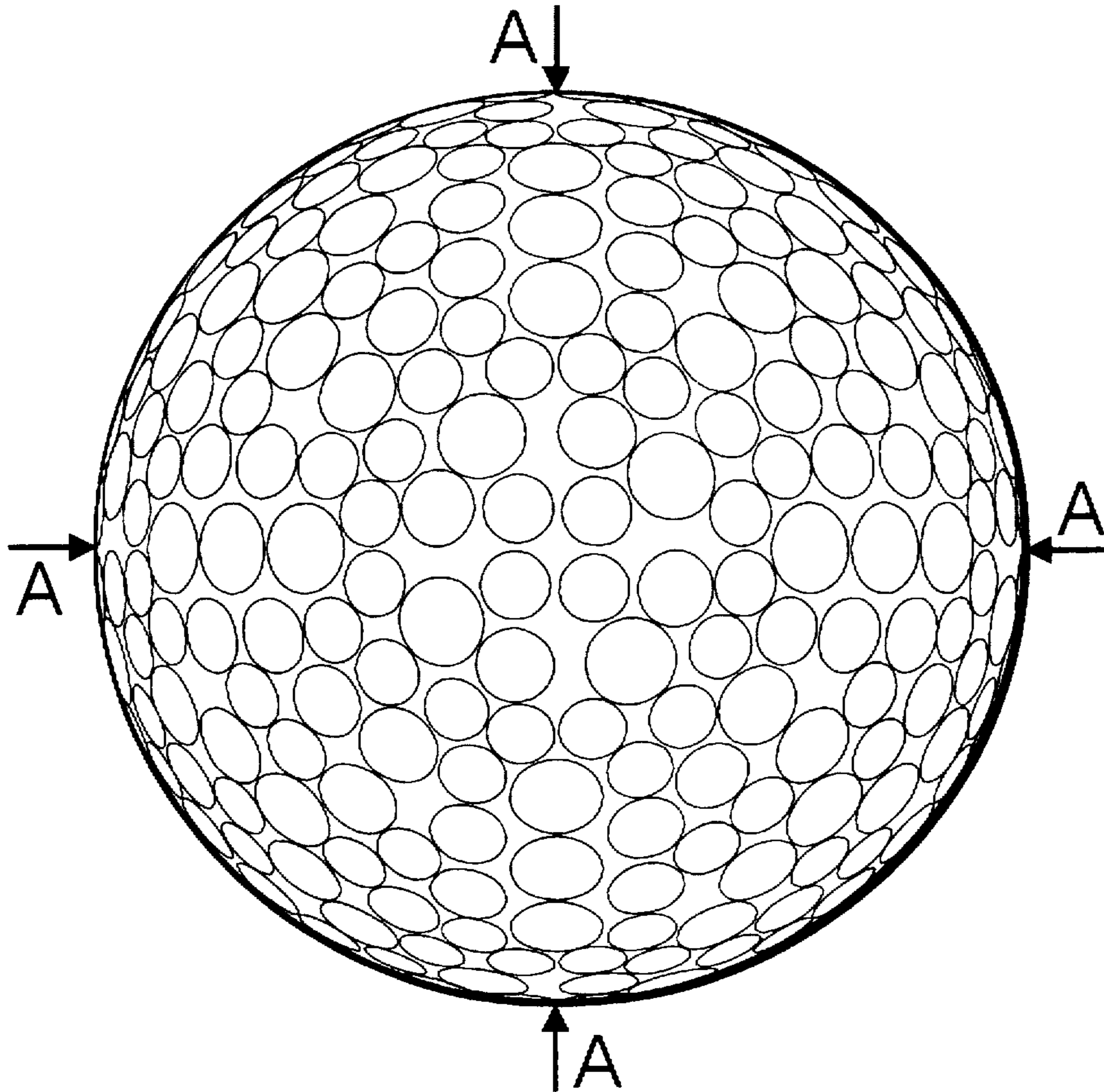
[56] **References Cited**

U.S. PATENT DOCUMENTS

D. 243,866 3/1977 Shaw .
D. 247,685 4/1978 Haines .
D. 319,481 8/1991 Shaw D21/205
D. 319,482 8/1991 Shaw D21/205
D. 319,483 8/1991 Machin D21/205
D. 328,321 7/1992 Machin D21/205

FIG. 1 is a plan view of a golf ball embodying my new design taken in the direction of either one of two arrows designated "B" in FIG. 2; and, FIG. 2 is a side elevational view of the golf ball shown in FIG. 1 taken in the direction of any one of four arrows designated "A" in FIG. 1.

1 Claim, 1 Drawing Sheet



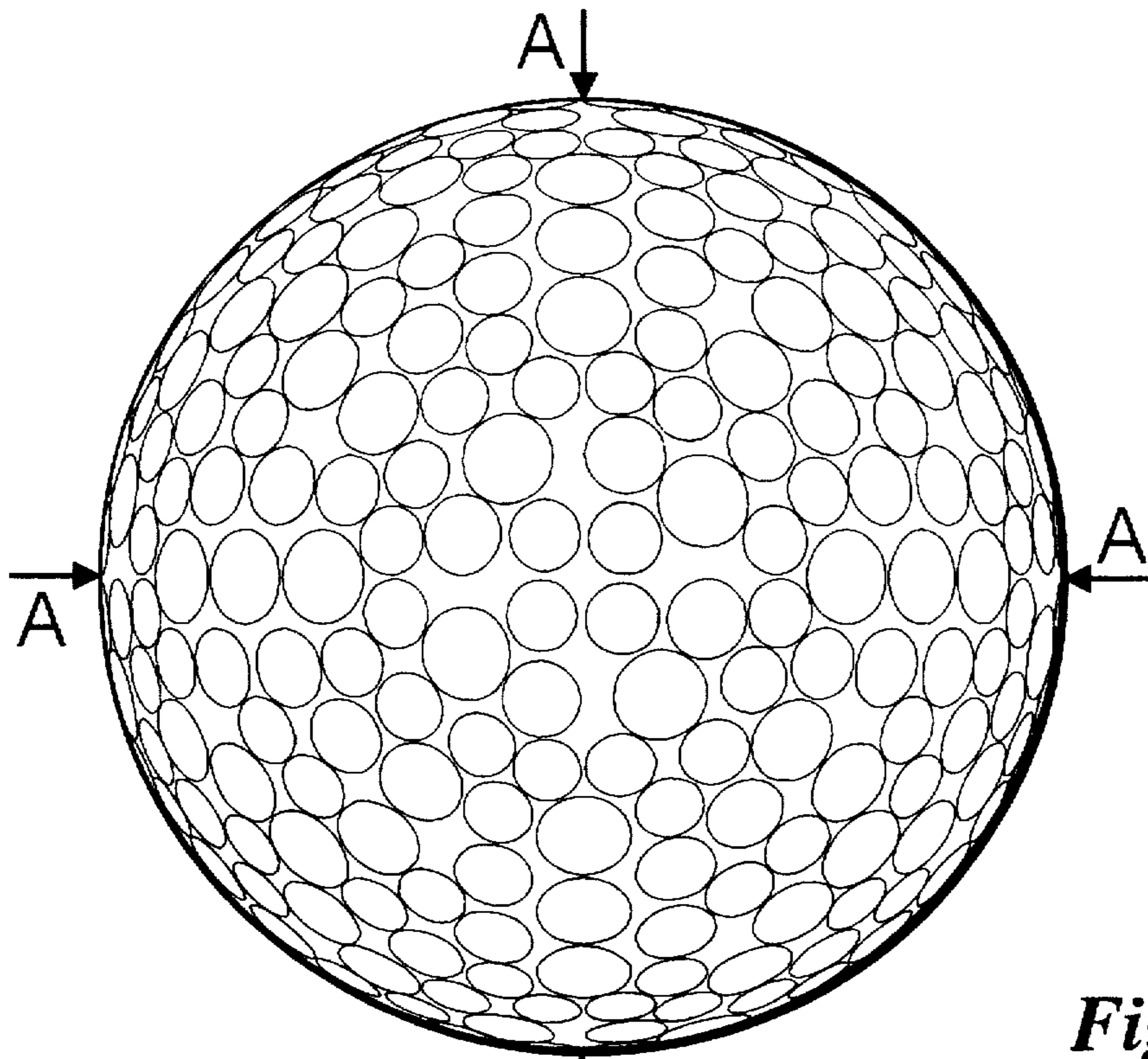


Fig 1

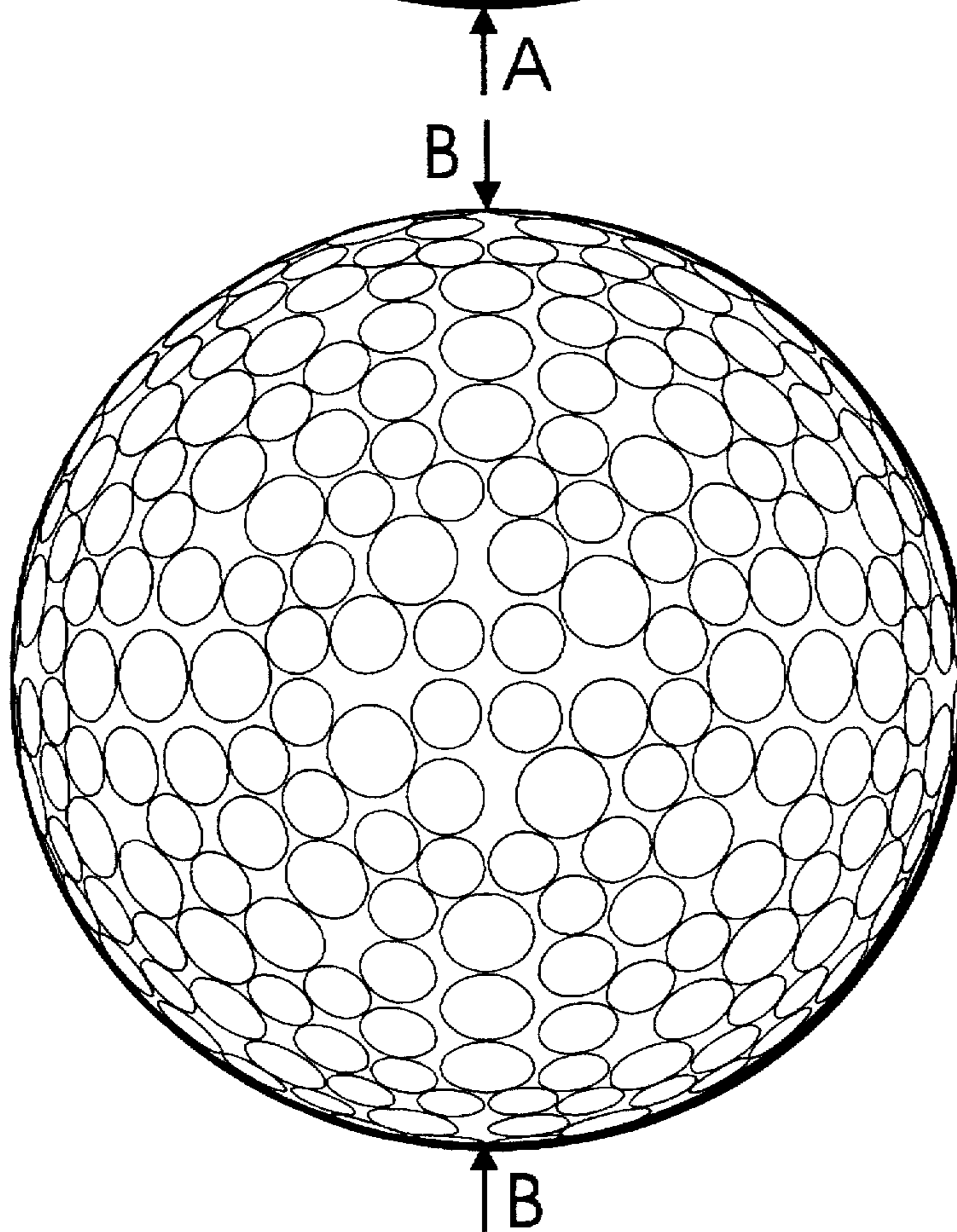


Fig 2