



US00D396892S

United States Patent [19]
Kasasima

[11] **Patent Number:** **Des. 396,892**
[45] **Date of Patent:** ****Aug. 11, 1998**

[54] **GOLF BALL**

D. 340,488 10/1993 Shaw et al. D21/405
4,946,167 8/1990 Yamada 473/384
5,536,013 7/1996 Pocklington 473/384

[75] **Inventor:** **Atuki Kasasima, Chichibu, Japan**

[73] **Assignee:** **Bridgestone Sports Co., Ltd., Tokyo, Japan**

Primary Examiner—Sandra L. Morris
Assistant Examiner—Richelle Shelton
Attorney, Agent, or Firm—Sughrue, Mion, Zinn, Macpeak & Seas, PLLC

[**] **Term:** **14 Years**

[21] **Appl. No.:** **63,328**

[57] **CLAIM**

[22] **Filed:** **Dec. 5, 1996**

The ornamental design for a golf ball, as shown and described.

[30] **Foreign Application Priority Data**

Jun. 7, 1996 [JP] Japan 8-16827

DESCRIPTION

[51] **LOC (6) Cl.** **21-02**

FIG. 1 is a front elevational view of the golf ball, the rear elevational view being a mirror image thereof;

[52] **U.S. Cl.** **D21/205**

FIG. 2 is a top plan view, the bottom plan view being a mirror image thereof; and,

[58] **Field of Search** D21/204, 205;
473/378-384

FIG. 3 is a right side elevational view, the left side elevational view being a same image thereof.

[56] **References Cited**

U.S. PATENT DOCUMENTS

D. 243,866 3/1977 Aoyama D21/205

1 Claim, 2 Drawing Sheets

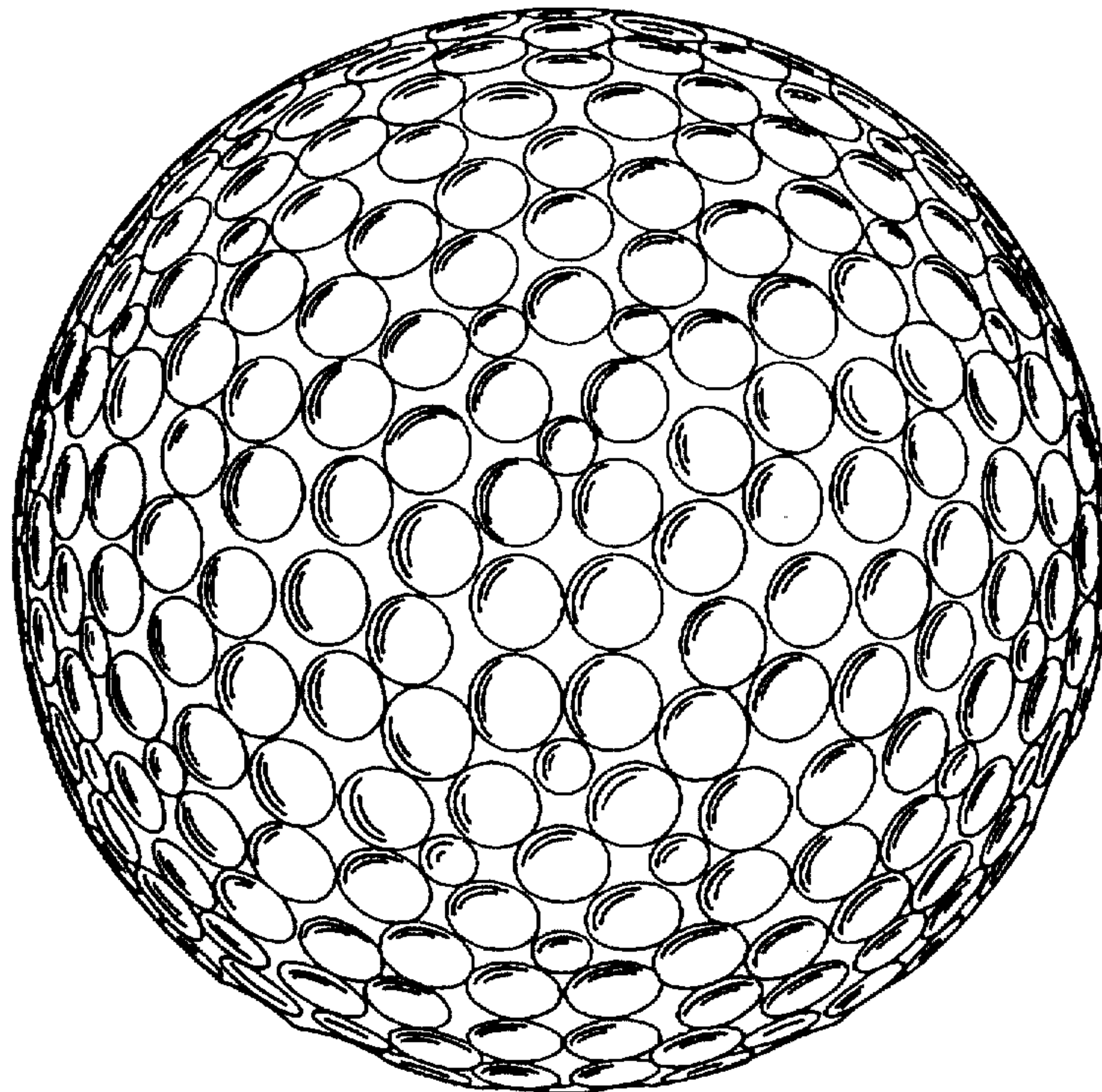


FIG.1

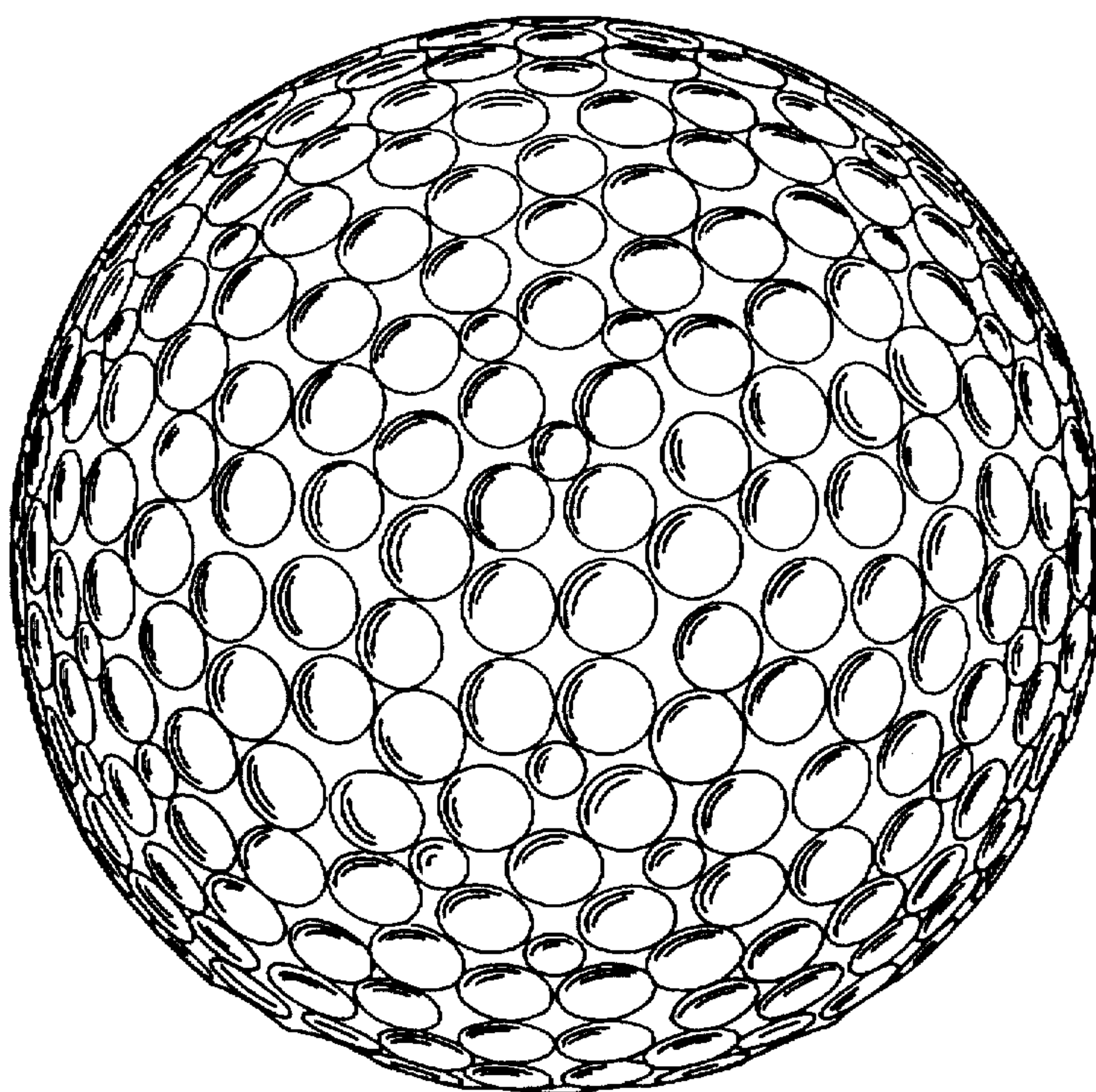


FIG.2

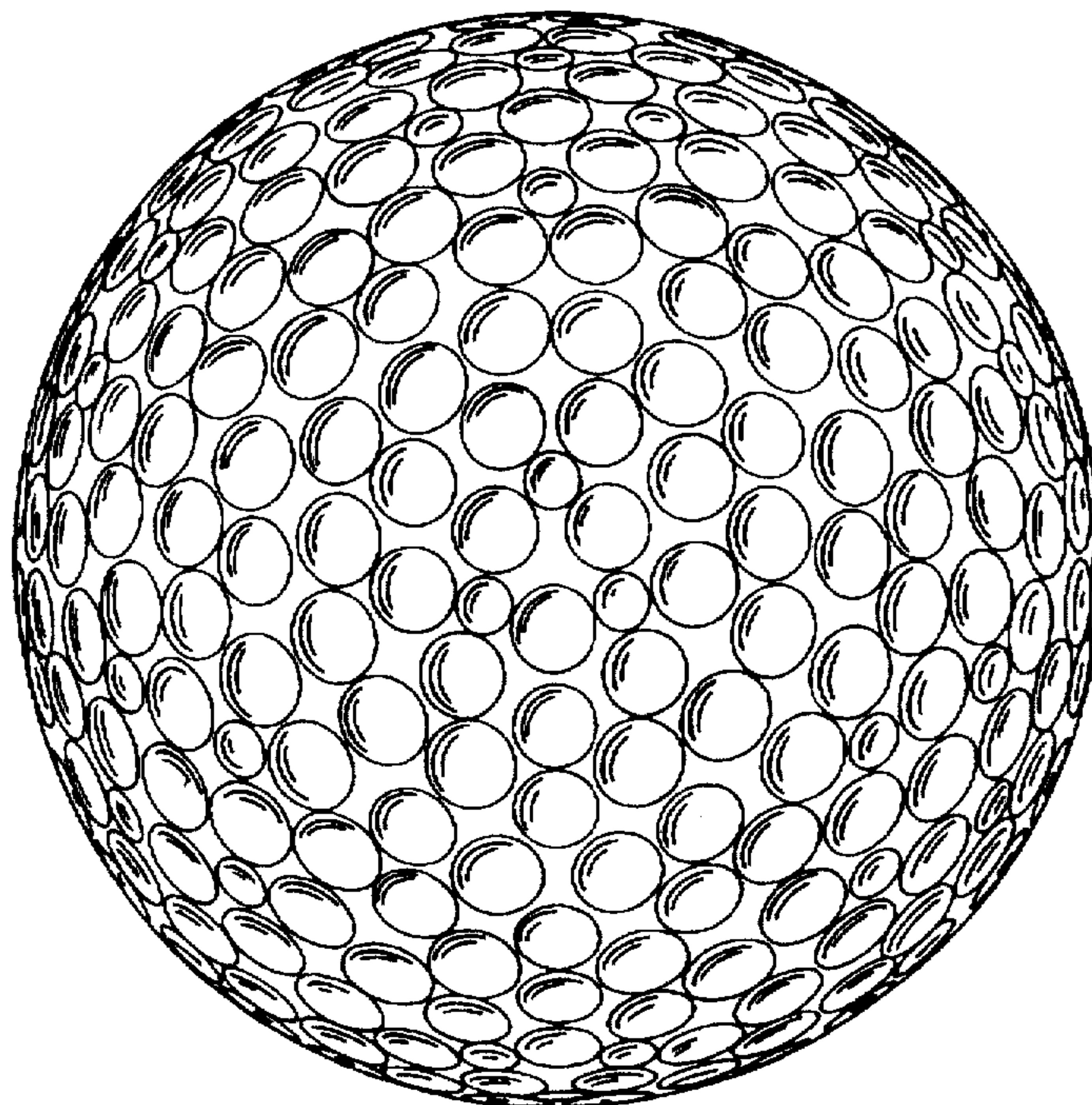


FIG.3

