



US00D396867S

United States Patent [19]

Metzger et al.

[11] Patent Number: **Des. 396,867**

[45] Date of Patent: ****Aug. 11, 1998**

[54] **LASER CUTTING WORKPIECE TABLE**

[76] Inventors: **Edward Ray Metzger**, 1141 - 11th St.
#104, West Des Moines, Iowa 50265;
Frank Metzger, 3000 Grand Ave.
#1009, Des Moines, Iowa 50309

[**] Term: **14 Years**

[21] Appl. No.: **64,506**

[22] Filed: **Jan. 3, 1997**

[51] LOC (6) Cl. **15-09**

[52] U.S. Cl. **D15/141**

[58] Field of Search D15/199, 141;
55/431, 385.6, 385.8, 446, DIG. 29; 96/121;
99/400; 126/301; 131/238; 141/93, 286;
209/23, 27, 244; 454/49, 66, 358

[56] **References Cited**

U.S. PATENT DOCUMENTS

- D. 239,133 3/1976 Dunmire D15/141 X
- 1,211,325 1/1917 Lilly .
- 2,341,628 2/1944 Koweindl .
- 2,397,197 3/1946 Newman .
- 2,422,330 6/1947 Allerdice .
- 3,701,514 10/1972 Walters et al. .
- 3,712,819 1/1973 Field .

- 3,756,217 9/1973 Field .
- 3,807,148 4/1974 Fike et al. .
- 3,880,061 4/1975 Hensiek et al. .
- 3,908,720 9/1975 Garnett .
- 5,621,929 4/1997 Smith 454/49 X

FOREIGN PATENT DOCUMENTS

749762 12/1944 Germany .

Primary Examiner—Antoine Duval Davis
Attorney, Agent, or Firm—Zarley, McKee, Thomte,
Voorhees, & Sease

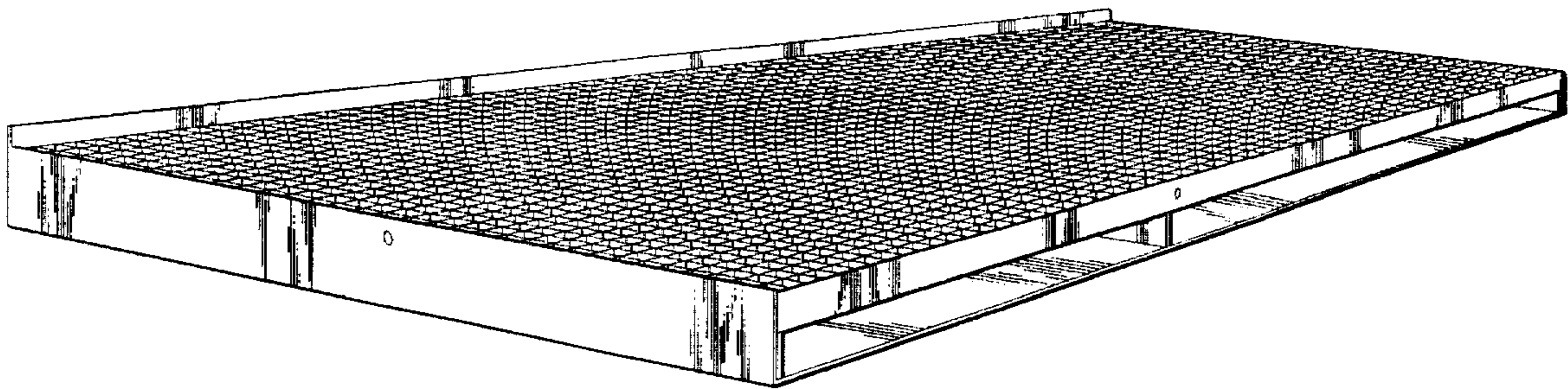
[57] **CLAIM**

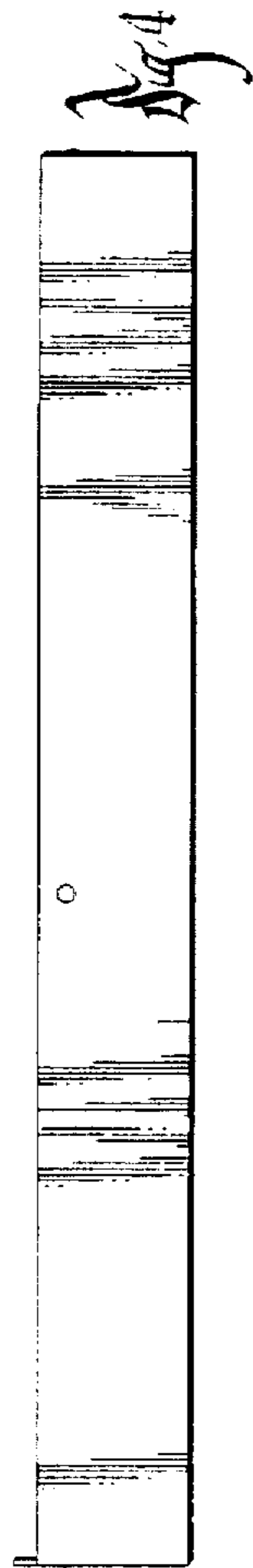
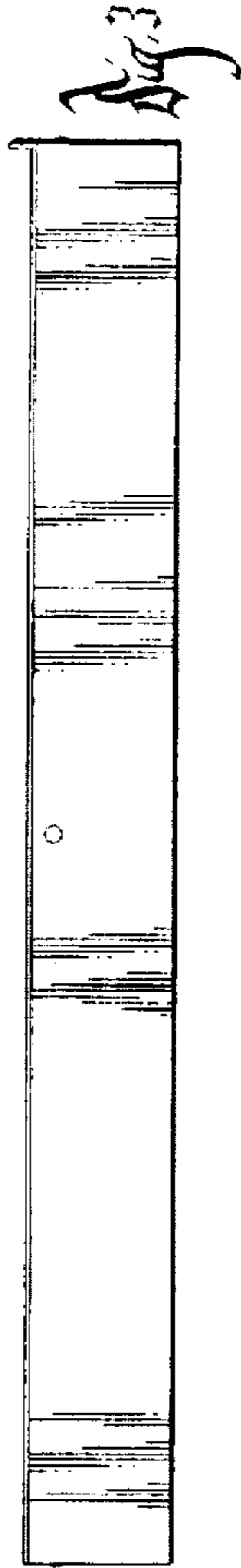
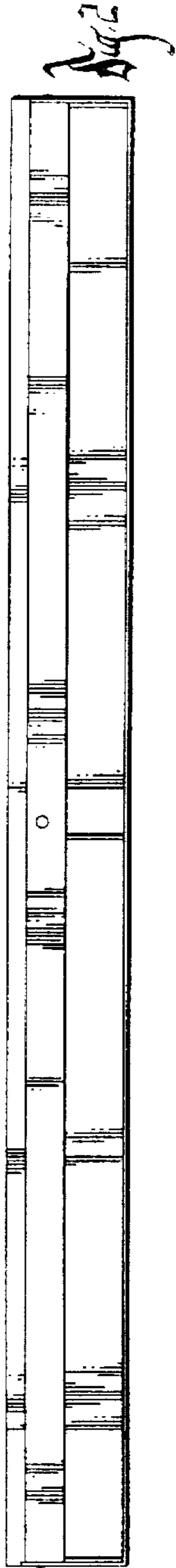
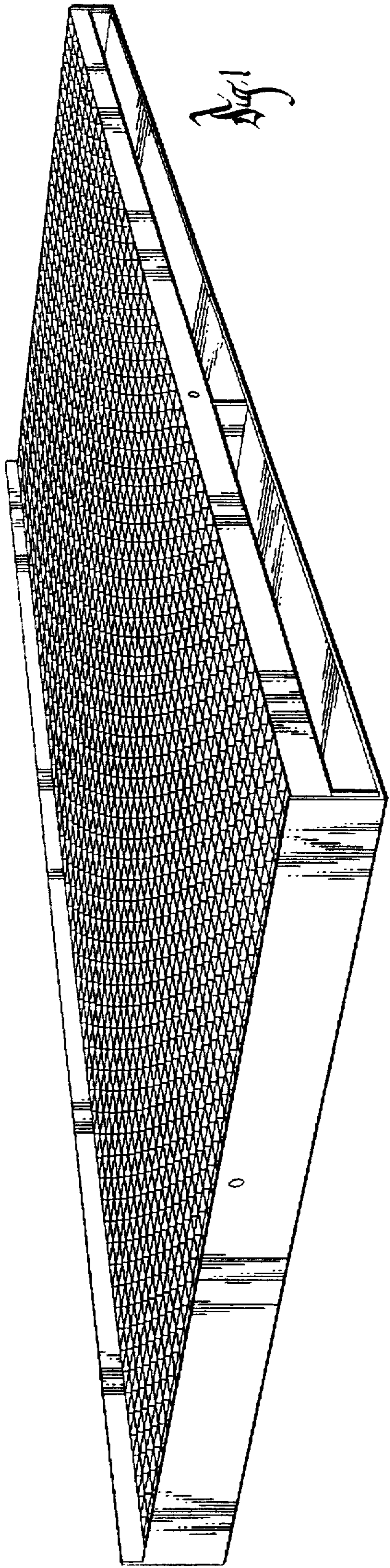
The ornamental design for a laser cutting workpiece table, as shown and described.

DESCRIPTION

FIG. 1 is a front perspective view of a laser cutting workpiece table showing our new design;
FIG. 2 is a front elevational view thereof;
FIG. 3 is an elevational view taken from the right side in FIG. 2;
FIG. 4 is an elevation view taken from the left side in FIG. 2;
FIG. 5 is a top plan view thereof; and
FIG. 6 is a rear elevational view thereof.

1 Claim, 2 Drawing Sheets








Fig. 5

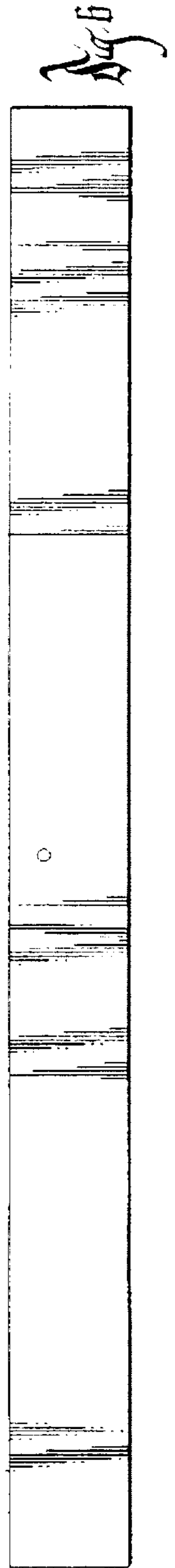


Fig. 6