



US00D396863S

United States Patent [19]
Bruns

[11] **Patent Number: Des. 396,863**
[45] **Date of Patent: **Aug. 11, 1998**

[54] **PLANTER CLOSING WHEEL**
[75] Inventor: **Mark W. Bruns**, Gibbon, Minn.
[73] Assignee: **May-Wes Manufacturing, Inc.**,
Hutchinson, Minn.
[**] Term: **14 Years**
[21] Appl. No.: **60,391**
[22] Filed: **Sep. 27, 1996**

4,425,973	1/1984	Williams et al.	172/574
4,538,688	9/1985	Szucs et al.	172/555
4,585,073	4/1986	Mayeda et al.	172/158
4,785,890	11/1988	Martin	172/29
5,129,282	7/1992	Bassett et al.	74/529
5,341,754	8/1994	Winterton	111/139
5,346,020	9/1994	Bassett	172/540
5,398,625	3/1995	Johnson et al.	111/189
5,437,336	8/1995	Symonds	172/176
5,443,023	8/1995	Carroll	111/191
5,461,995	10/1995	Winterton	111/137
5,497,717	3/1996	Martin	111/191
5,517,932	5/1996	Ott et al.	111/193
5,628,372	5/1997	Creyke	172/534

Related U.S. Application Data

[62] Division of Ser. No. 34,405, Feb. 3, 1995, Pat. No. Des. 377,356, and Ser. No. 54,077, May 6, 1996, Pat. No. Des. 386,191.
[51] **LOC (6) Cl.** **15-03**
[52] **U.S. Cl.** **D15/28**
[58] **Field of Search** **D15/10, 21, 28,**
D15/29; 111/163, 166, 167, 169; 172/604

FOREIGN PATENT DOCUMENTS

23182	6/1935	Australia	172/604
594274	3/1960	Canada	111/194
1141-237	2/1983	Canada	.
2810-221	7/1979	Germany	111/194
55-1209	1/1980	Japan	301/43
1-52502	2/1989	Japan	.
127968	12/1928	Switzerland	111/195

[56] **References Cited**

U.S. PATENT DOCUMENTS

22,676	1/1859	Seaman	.
375,741	1/1888	Gilmore et al.	.
489,037	1/1893	Roadhouse	.
1,688,914	10/1928	Ariens	.
1,847,327	3/1932	Bateman	.
2,704,970	3/1955	Greaves	97/207
2,924,189	2/1960	McLeod	111/80
3,742,877	7/1973	Coffee	111/6
4,009,668	3/1977	Brass et al.	111/85
4,055,126	10/1977	Brown et al.	111/85
4,070,974	1/1978	Stacy, Jr.	111/85
4,278,036	7/1981	Buchele	111/52
4,295,532	10/1981	Williams et al.	172/184
4,377,979	3/1983	Peterson et al.	111/52
4,391,335	7/1983	Birkenback	172/540

Primary Examiner—Sandra L. Morris
Attorney, Agent, or Firm—Burd, Bartz & Gutenkauf

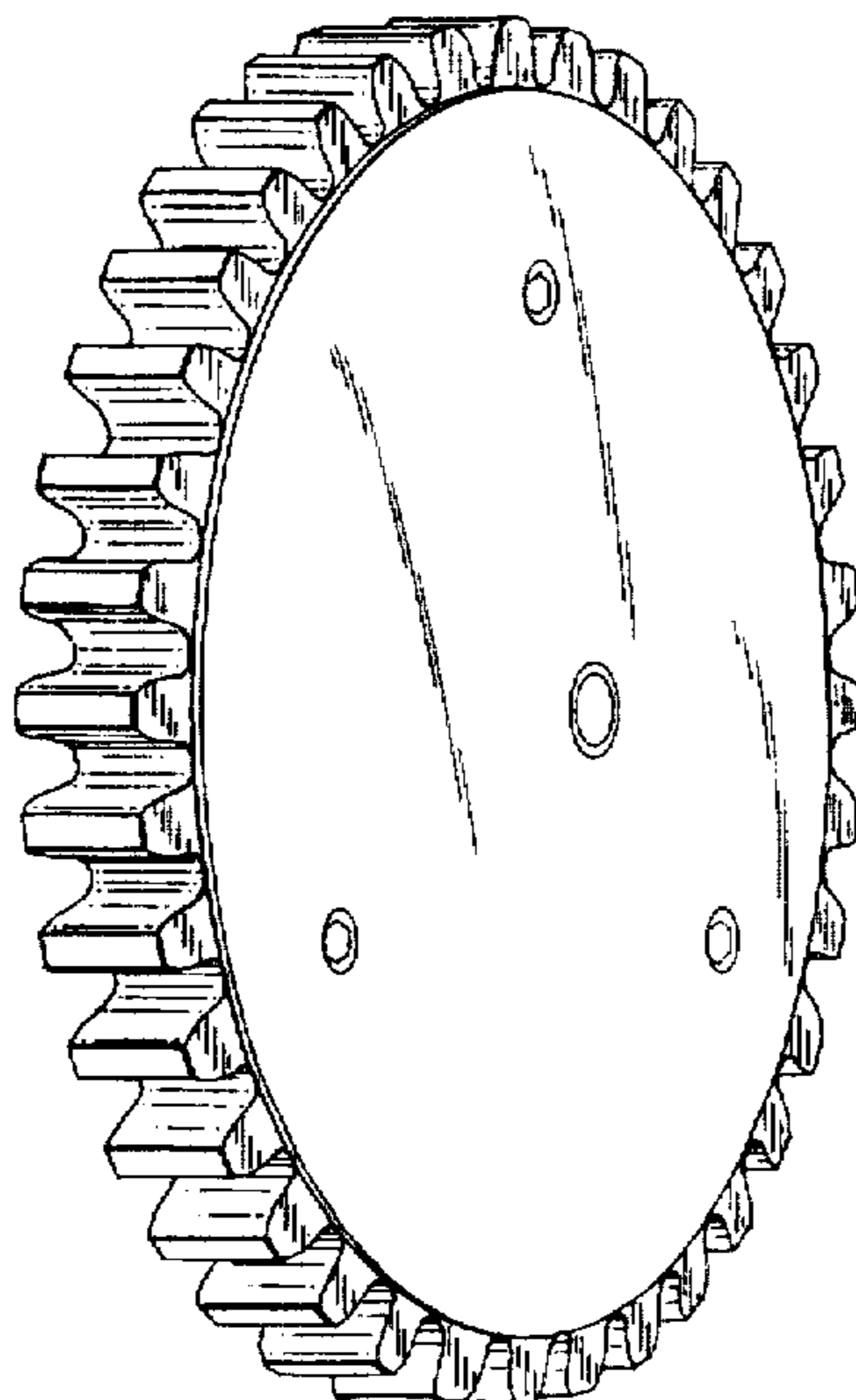
[57] **CLAIM**

The ornamental design for a planter closing wheel, as shown and described.

DESCRIPTION

FIG. 1 is a perspective view of the planter closing wheel showing my new design;
FIG. 2 is a front elevational view of FIG. 1, the rear elevational view being a mirror image thereof; and,
FIG. 3 is a side elevational view of FIG. 1, the opposite side and top and bottom view being mirror images thereof.

1 Claim, 1 Drawing Sheet



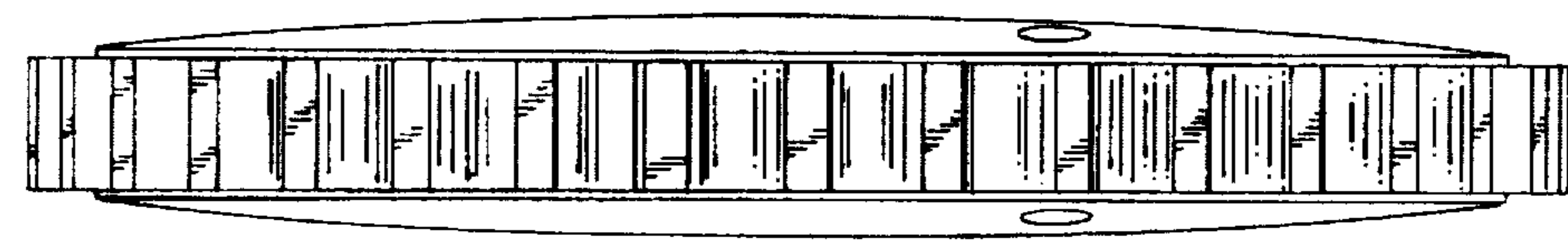


FIG. 3

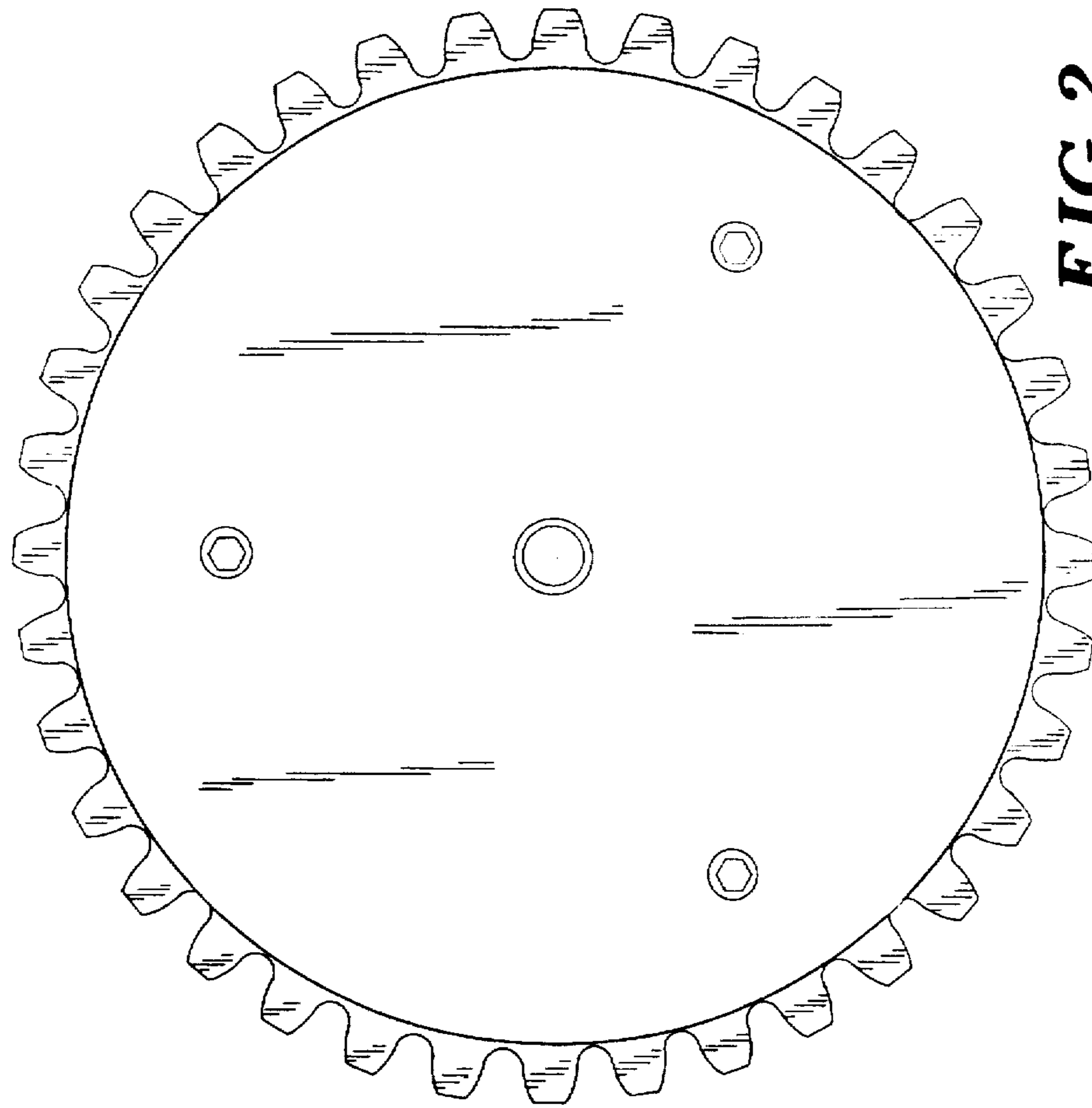


FIG. 2

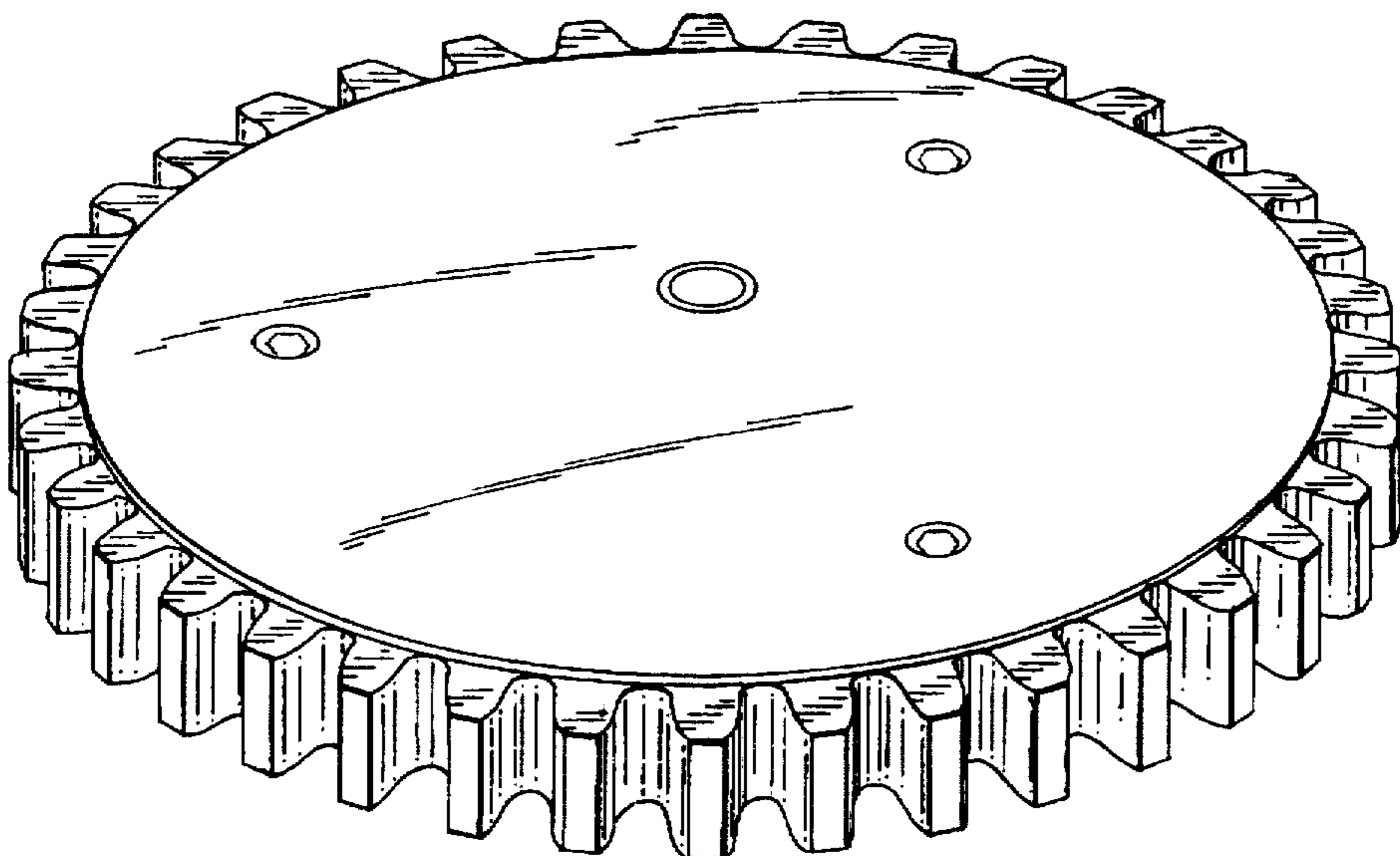


FIG. 1