



US00D396841S

United States Patent [19]
Taylor

[11] **Patent Number:** **Des. 396,841**
[45] **Date of Patent:** ****Aug. 11, 1998**

[54] **MOTORBOAT GAS TANK CUSHION KIT**

[76] **Inventor:** **Gregory P. Taylor**, 1785 E. Moss Ridge Rd., Ely, Minn. 55731

[**] **Term:** **14 Years**

[21] **Appl. No.:** **45,278**

[22] **Filed:** **Oct. 16, 1995**

[51] **LOC (6) Cl.** **12-06**

[52] **U.S. Cl.** **D12/317**

[58] **Field of Search** **D12/317, 193;**
114/364, 88

[56] **References Cited**

U.S. PATENT DOCUMENTS

- D. 244,771 6/1977 Bott D12/193
- D. 367,459 2/1996 Spencer D12/193

OTHER PUBLICATIONS

M & E Marine Supply Co. Car. (1994) p. 119, M-122 Tank Tray With Strap.

Primary Examiner—Kay H. Chin

[57] **CLAIM**

The ornamental design for a motorboat gas tank cushion kit, as shown and described.

DESCRIPTION

FIG. 1 is a front elevational view of the motorboat gas tank cushion kit showing my new design;

FIG. 2 is a rear elevational view thereof;

FIG. 3 is a right view thereof with gas tank shown in phantom lines;

FIG. 4 is a left view thereof;

FIG. 5 is a top plan view thereof;

FIG. 6 is a bottom plan view thereof showing the non-skid type bottom surface; and,

FIG. 7 is an isometric view revealing adhesive on the inside bottom under a peel-off strip.

1 Claim, 4 Drawing Sheets

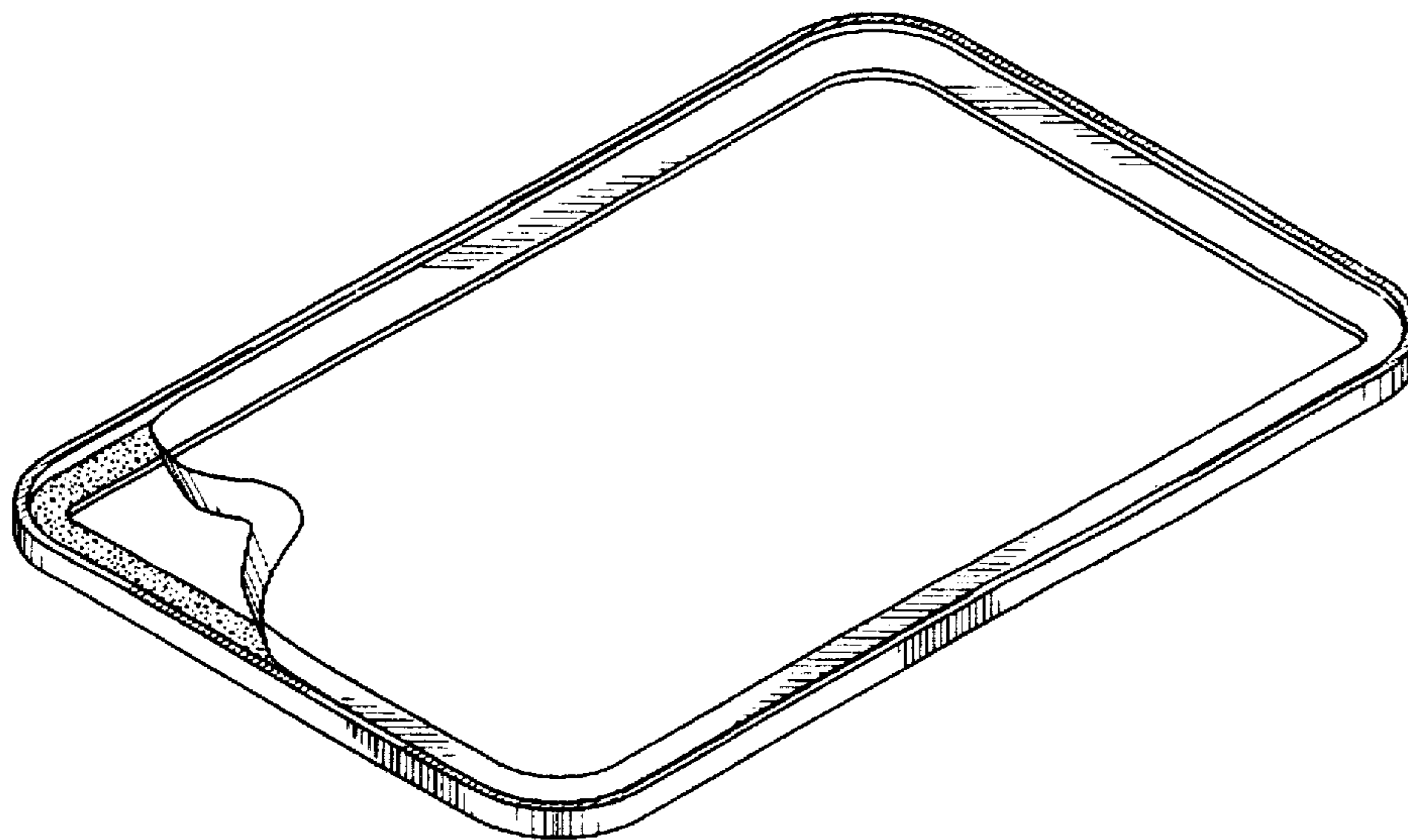


FIG. 1



FIG. 2



FIG. 3




FIG. 4



FIG. 5

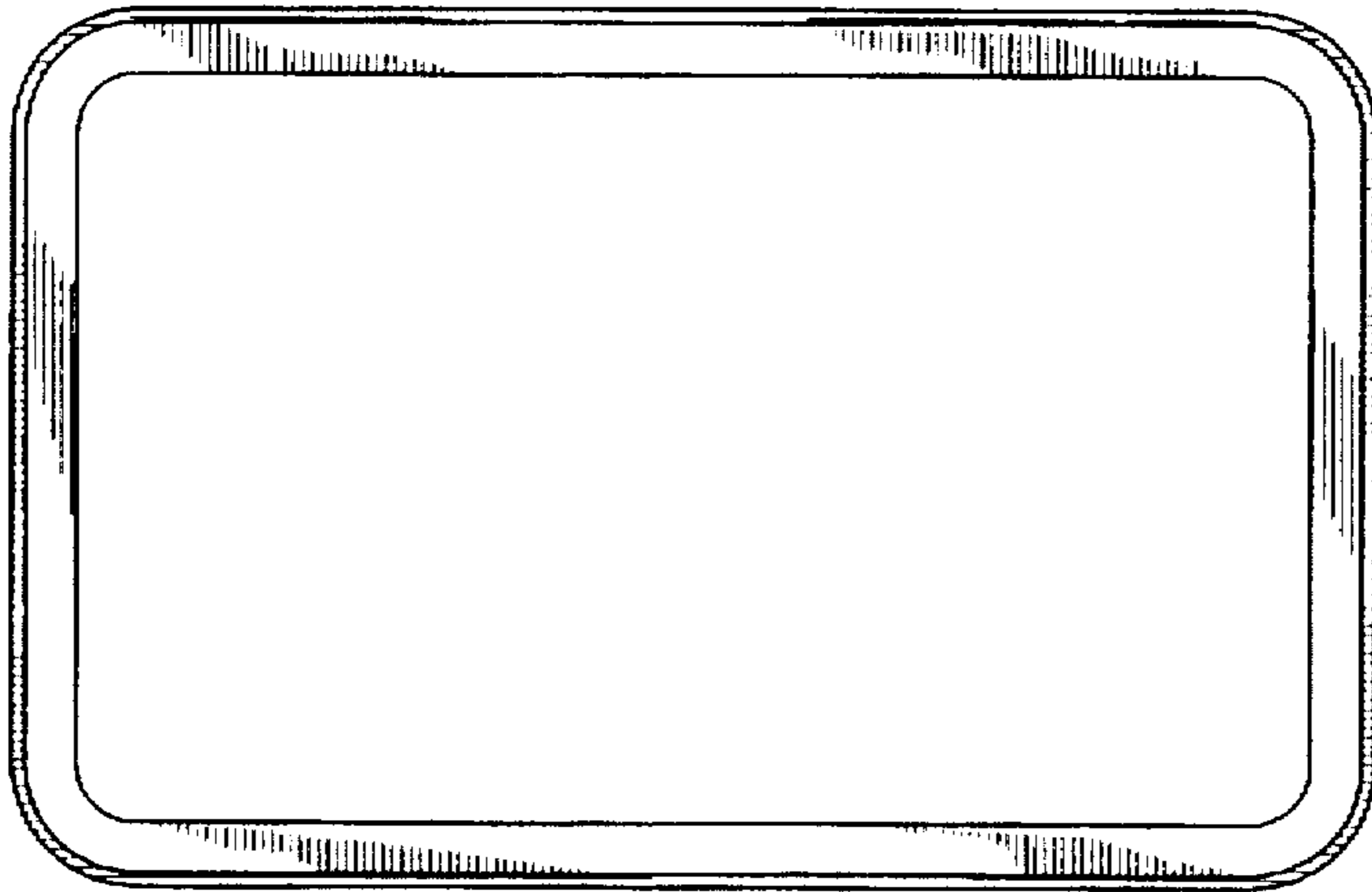


FIG. 6

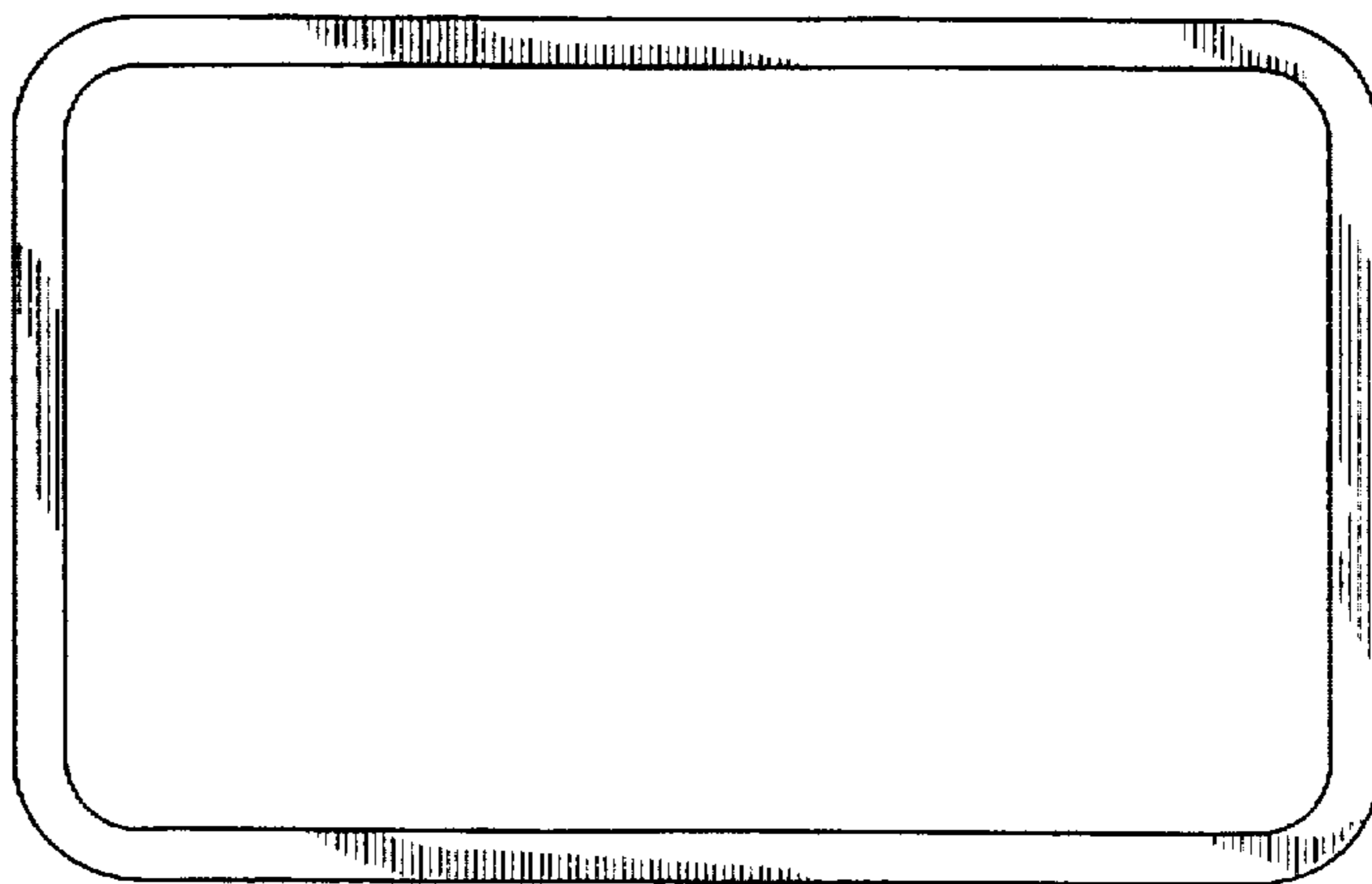


FIG. 7

