



US00D396828S

# United States Patent [19]

[11] Patent Number: Des. 396,828

Baccus et al.

[45] Date of Patent: \*\*Aug. 11, 1998

[54] **VEHICLE BODY**

[75] Inventors: **Joel Baccus, Shelby; Phillip E. Payne,**  
Northville, both of Mich.

[73] Assignee: **Chrysler Corporation,** Auburn Hills,  
Mich.

[\*\*] Term: **14 Years**

[21] Appl. No.: **69,019**

[22] Filed: **Apr. 23, 1997**

[51] **LOC (6) Cl.** ..... **12-08**

[52] **U.S. Cl.** ..... **D12/91**

[58] **Field of Search** ..... D12/86, 90-92,  
D12/96, 98; 296/183, 185

[56] **References Cited**

**U.S. PATENT DOCUMENTS**

D. 311,160	10/1990	Hackett et al.	.....	D12/98
D. 313,379	1/1991	Machida et al.	.....	D12/98
D. 316,987	5/1991	Machida et al.	.....	D12/98
D. 336,266	6/1993	Hunter	.....	D12/98
D. 352,485	11/1994	Creed et al.	.....	D12/98
D. 357,213	4/1995	Hunter et al.	.....	D12/98
D. 365,783	1/1996	Starr et al.	.....	D12/91
D. 373,979	9/1996	Starr et al.	.....	D12/98

**OTHER PUBLICATIONS**

Motor Trend, Apr. 1996, p. 53, the 97 Mercury Mountaineer.  
Motor Trend, Sep. 1993, pp. 78 & 79, Dodge Ram T300  
Pickup Truck.  
Car & Driver, Dec. 1992, p. 113, Dodge Dakota Pickup  
Truck, Upper Right Side of Page.

Car & Driver, Feb. 1993, p. 13, Ford Pickup Truck, Top of  
Page.

*Primary Examiner*—Melody N. Brown  
*Attorney, Agent, or Firm*—Mark P. Calcaterra

[57] **CLAIM**

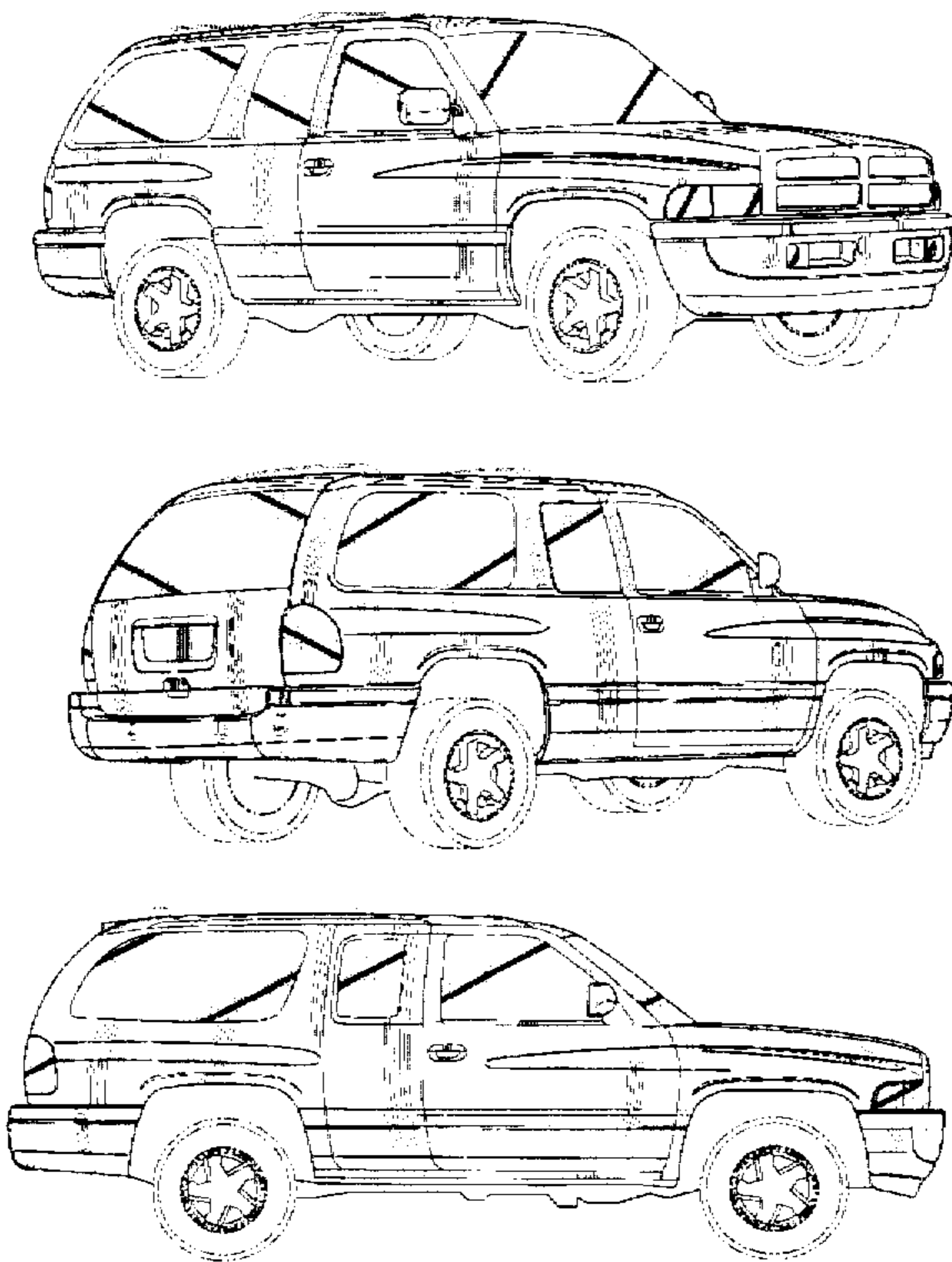
The ornamental design for a vehicle body, as shown and  
described.

**DESCRIPTION**

FIG. 1 is a front and right side perspective view of a vehicle  
body showing a first embodiment of our new design;  
FIG. 2 is a rear and right side perspective view of the vehicle  
body of FIG. 1;  
FIG. 3 is a left side view of the vehicle body of FIG. 1, it  
being understood that the opposite side to that shown is  
substantially a mirror image thereof;  
FIG. 4 is an enlarged front elevational view of a hood of the  
vehicle body of FIG. 1 shown separately for clarity of  
illustration;  
FIG. 5 is a front view of the vehicle body of FIG. 1;  
FIG. 6 is a rear view of the vehicle body of FIG. 1; and,  
FIG. 7 is a right side view of a vehicle body showing a  
second embodiment of our new design, it being understood  
that the second embodiment is substantially identical to the  
first embodiment with the exception that the second embodi-  
ment incorporates an additional door on the right side  
thereof.

It will be understood that the broken line showing for tires,  
wheels and a luggage rack throughout the drawings is for  
illustrative purposes only and does not form part of the  
subject design.

**1 Claim, 6 Drawing Sheets**



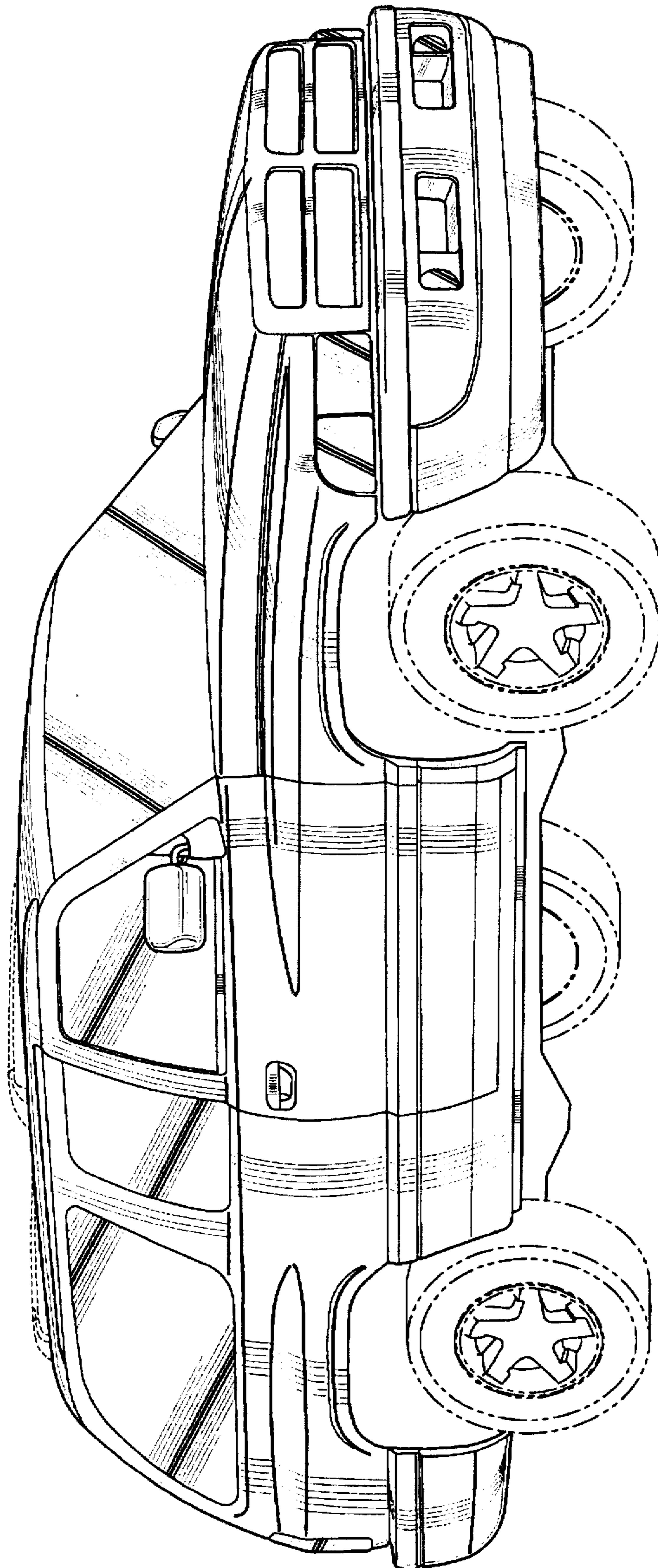


Fig-1

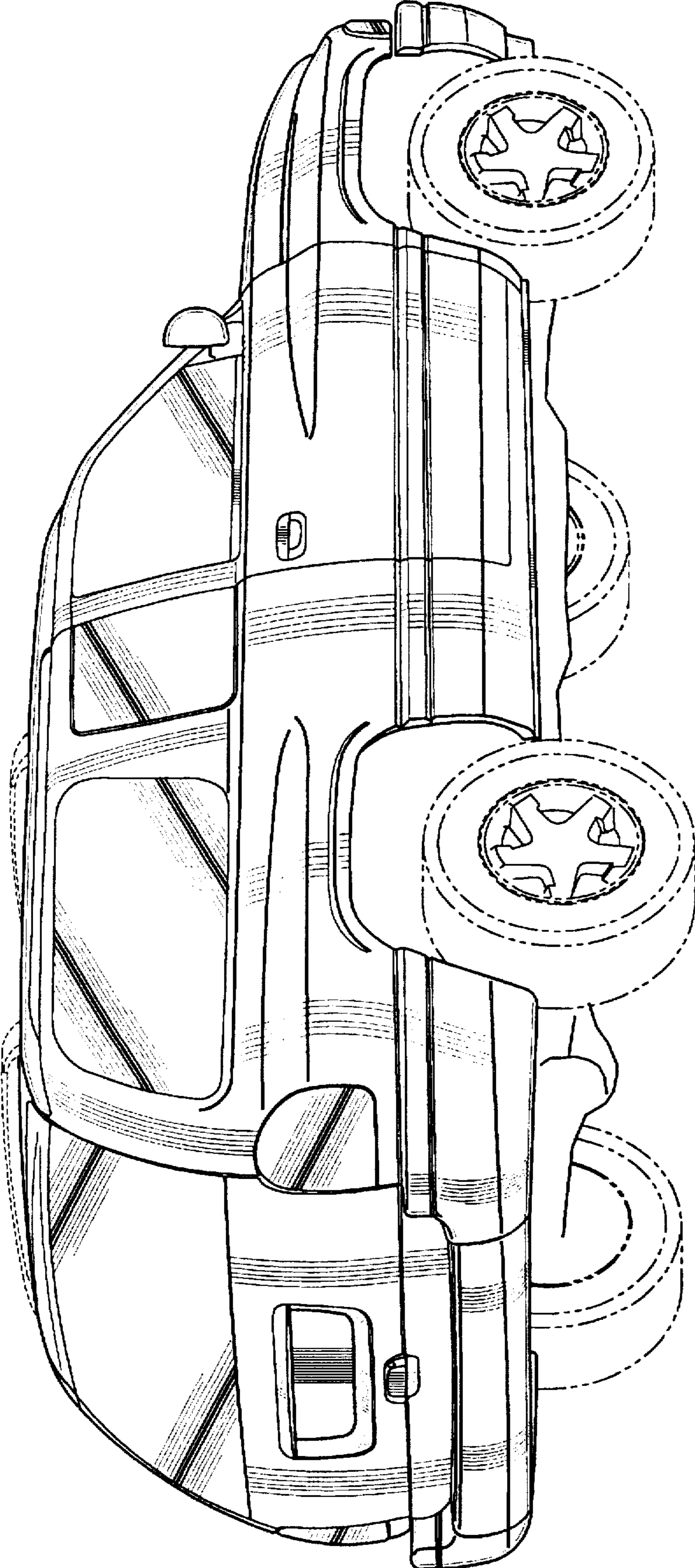


Fig-2

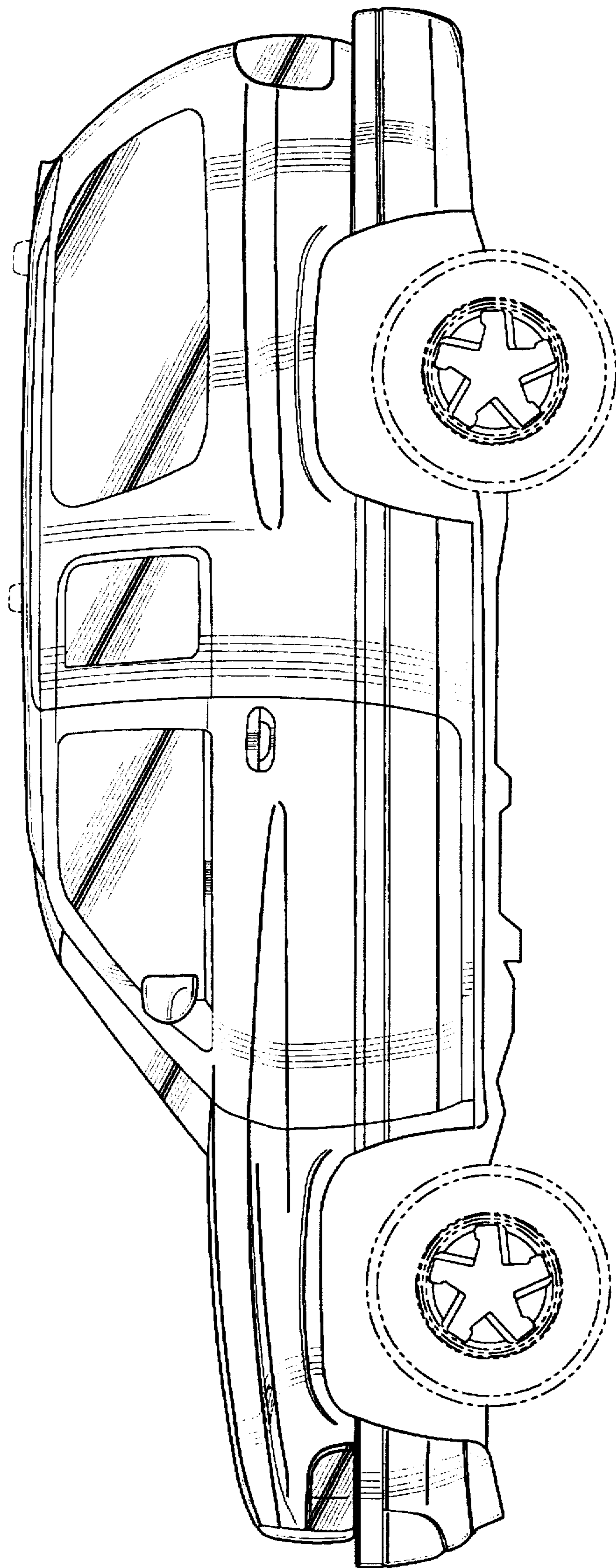


Fig-3




Fig-4

Fig-5





Fig-6

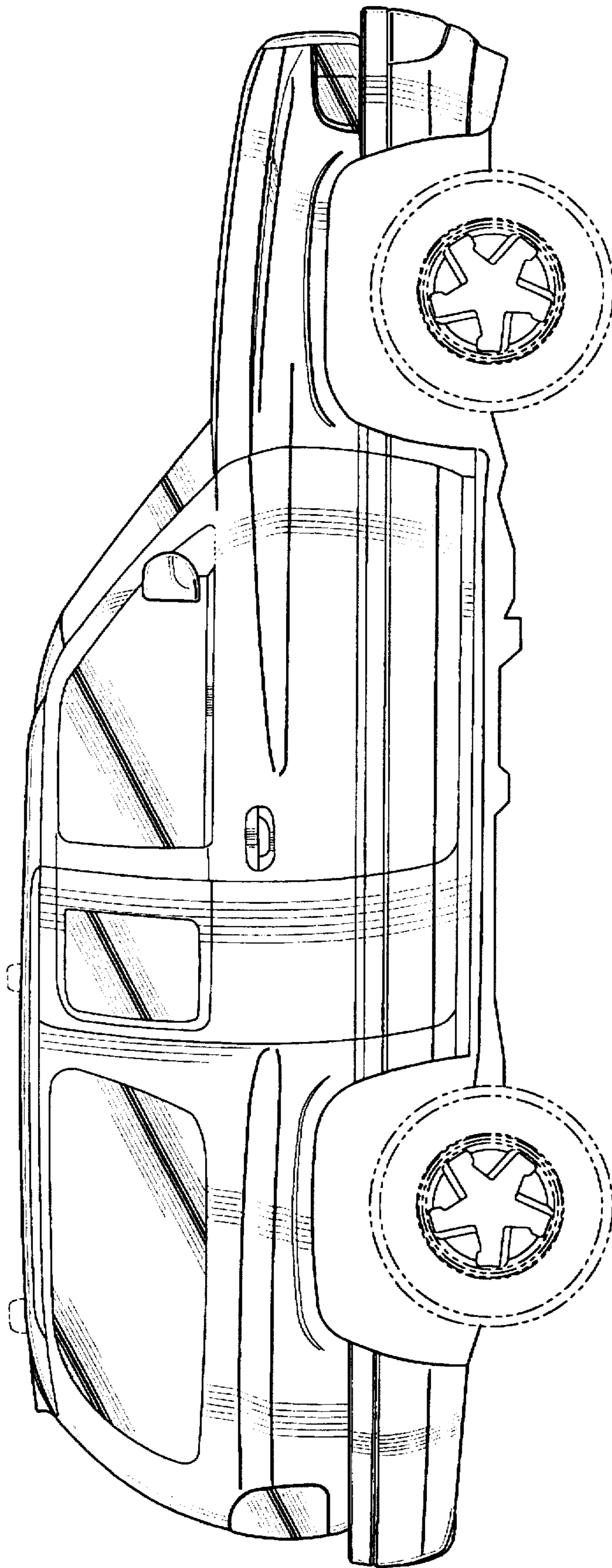


Fig-7