



US00D396823S

# United States Patent [19]

Sikorski et al.

[11] Patent Number: **Des. 396,823**

[45] Date of Patent: **\*\*Aug. 11, 1998**

## [54] JEWELRY STONE ASSEMBLY

4,821,533 4/1989 Bonnefoy .

[75] Inventors: **Stanley Sikorski**, Brawford, Conn.;  
**Robert Hurwitz**, Ridgewood, N.J.

### FOREIGN PATENT DOCUMENTS

837495 11/1938 France .

[73] Assignee: **Sandberg & Sikorski Diamond Corp.**,  
New York, N.Y.

### OTHER PUBLICATIONS

[\*\*] Term: **14 Years**

Advertisement, J.E. Caldwell Co., *Washington Post*, Dec. 12, 1985.

Ptak Bros., Inc. Catalogue, 1986, pp. 20 and 21.

"A Thing Of Beauty Is A Joy Forever" Catalogue, 1987-88, pp. 33K, 57K and 62K.

Tiffany & Co., Spring Catalogue, 1988, p. 5.

Diamond Essence, 1989-90 Catalogue, p. 22.

[21] Appl. No.: **61,069**

[22] Filed: **Mar. 21, 1996**

### Related U.S. Application Data

[63] Continuation of Ser. No. 23,311, May 23, 1994, abandoned.

[51] LOC (6) Cl. .... **11-01**

[52] U.S. Cl. .... **D11/91**

[58] Field of Search ..... D11/1-6, 90-91;  
63/1.1-2, 26-32

*Primary Examiner*—Ralf Seifert

*Attorney, Agent, or Firm*—Gottlieb, Rackman & Reisman, P.C.

### [57] CLAIM

The ornamental design for a jewelry stone assembly, as shown and described.

### DESCRIPTION

FIG. 1 is a top plan view of a first embodiment thereof; FIG. 2 is a front elevational view of a first embodiment thereof;

FIG. 3 is a side elevational view of a first embodiment thereof;

FIG. 4 is a rear elevational view of a first embodiment thereof;

FIG. 5 is a bottom plan view of a first embodiment thereof;

FIG. 6 is a top plan view of a second embodiment thereof; and

FIG. 7 is a front elevational view of a second embodiment thereof;

FIG. 8 is a side elevational view of a second embodiment thereof;

FIG. 9 is a rear elevational view of a second embodiment thereof; and

FIG. 10 is a bottom plan view of a second embodiment thereof;

FIG. 11 is a top plan view of a third embodiment thereof;

FIG. 12 is a front elevational view of a third embodiment thereof;

FIG. 13 is a side elevational view of a third embodiment thereof;

### [56] References Cited

#### U.S. PATENT DOCUMENTS

D. 59,997	12/1921	Weed	.....	D11/90
D. 79,465	9/1929	Gross	.	
D. 80,942	4/1930	Gross	.	
D. 81,329	6/1930	Granat	.	
D. 81,375	6/1930	Dinhofer	.....	D11/90
D. 81,376	6/1930	Dinhofer	.....	D11/90
D. 81,377	6/1930	Dinhofer	.....	D11/90
D. 81,378	6/1930	Dinhofer	.....	D11/90
D. 81,379	6/1930	Dinhofer	.....	D11/90
D. 81,380	6/1930	Dinhofer	.....	D11/90
D. 81,381	6/1930	Dinhofer	.....	D11/90
D. 81,382	6/1930	Dinhofer	.....	D11/90
D. 81,976	9/1930	Granat	.	
D. 91,546	2/1934	Steffen	.	
D. 92,674	7/1934	Pandres	.	
D. 152,068	12/1948	Donchi	.....	D11/91
D. 252,561	8/1979	Durante	.	
D. 260,744	9/1981	Barr	.	
D. 292,560	11/1987	Di Maria et al.	.	
881,065	3/1908	Fishel	.	
1,822,392	9/1931	Esterman et al.	.	
2,584,207	2/1952	Holl	.	
4,819,453	4/1989	McNamara	.	

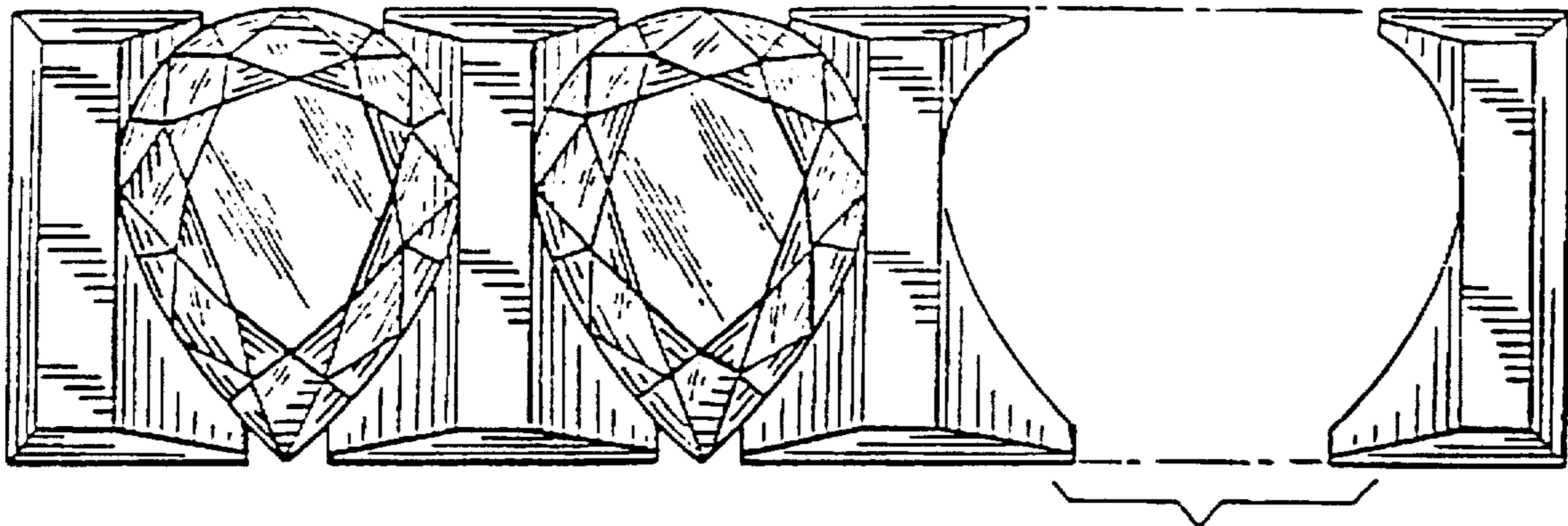


FIG. 14 is a rear elevational view of a third embodiment thereof; and

FIG. 15 is a bottom plan view of a third embodiment thereof;

FIG. 16 is a top plan view of a fourth embodiment thereof;

FIG. 17 is a front elevational view of a fourth embodiment thereof;

FIG. 18 is a side elevational view of a fourth embodiment thereof;

FIG. 19 is a rear elevational view of a fourth embodiment thereof; and

FIG. 20 is a bottom plan view of a fourth embodiment thereof;

FIG. 21 is a top plan view of a fifth embodiment thereof;  
FIG. 22 is a front elevational view of a fifth embodiment thereof;

FIG. 23 is a side elevational view of a fifth embodiment thereof;

FIG. 24 is a rear elevational view of a fifth embodiment thereof; and,

FIG. 25 is a bottom plan view of a fifth embodiment thereof. It being understood that the broken line indicates that the design continues uniformly for an indefinite length.

**1 Claim, 5 Drawing Sheets**

FIG. 1

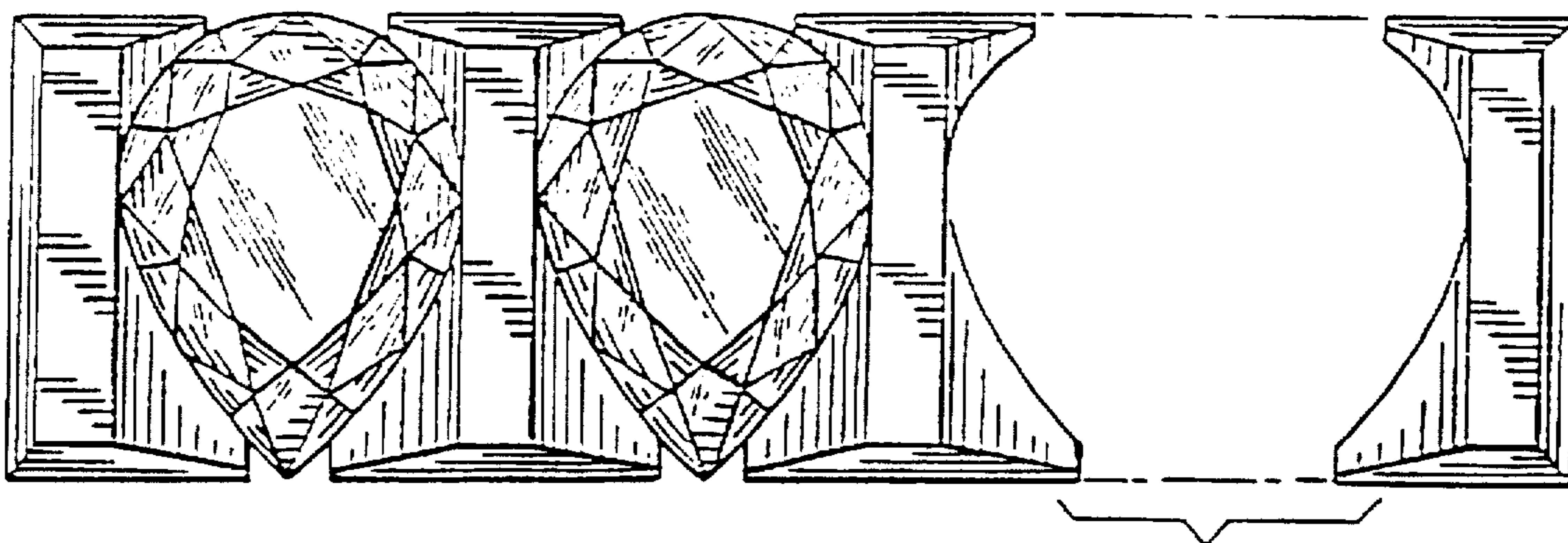


FIG. 2

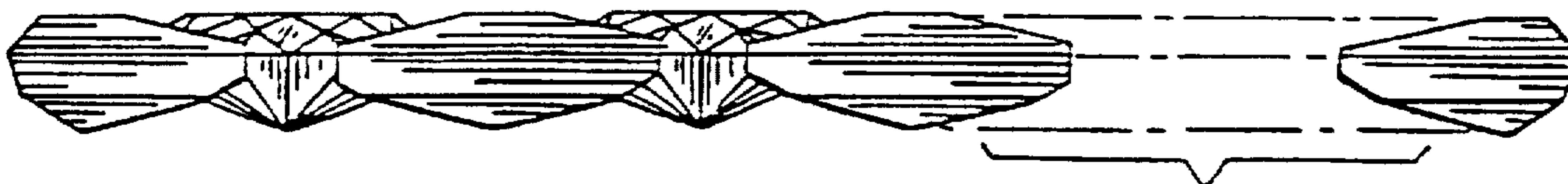


FIG. 3




FIG. 4

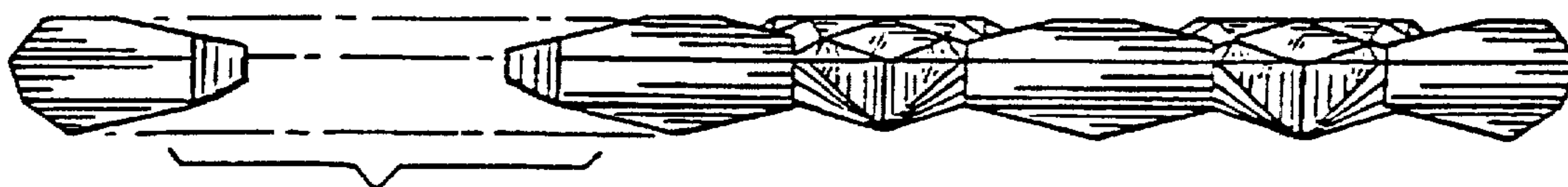


FIG. 5

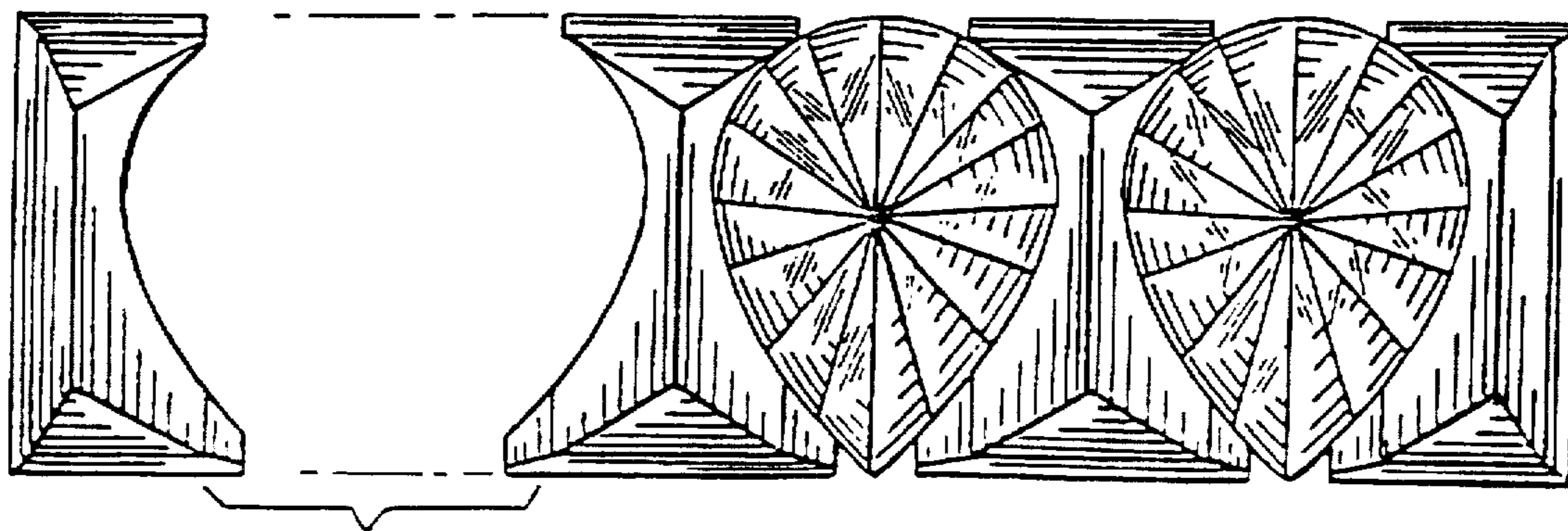


FIG. 6

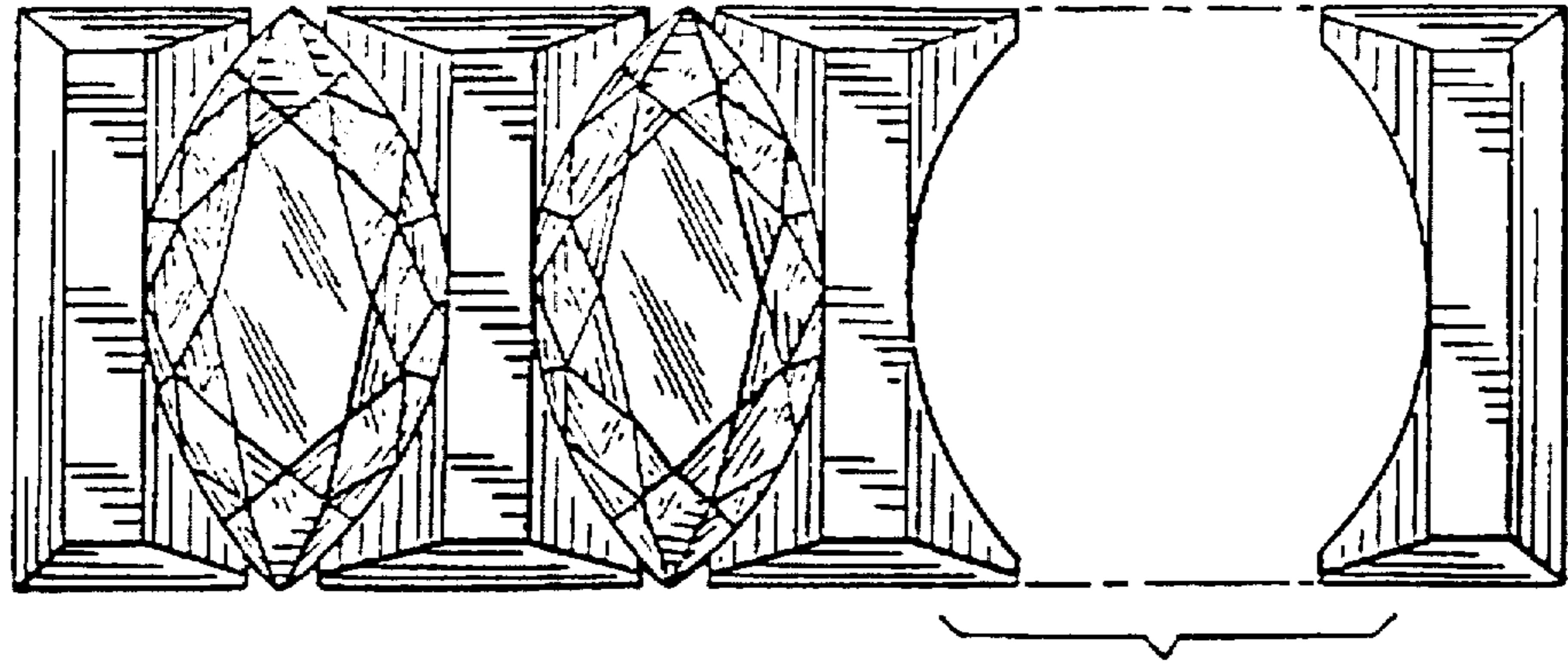


FIG. 7

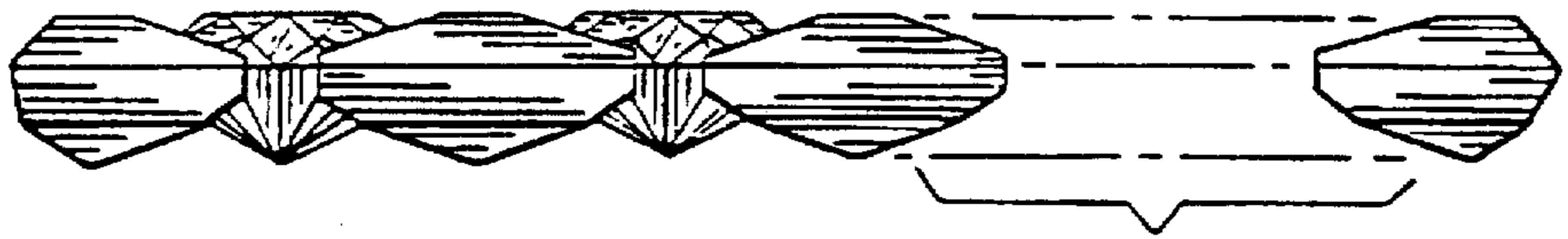


FIG. 8




FIG. 9




FIG. 10

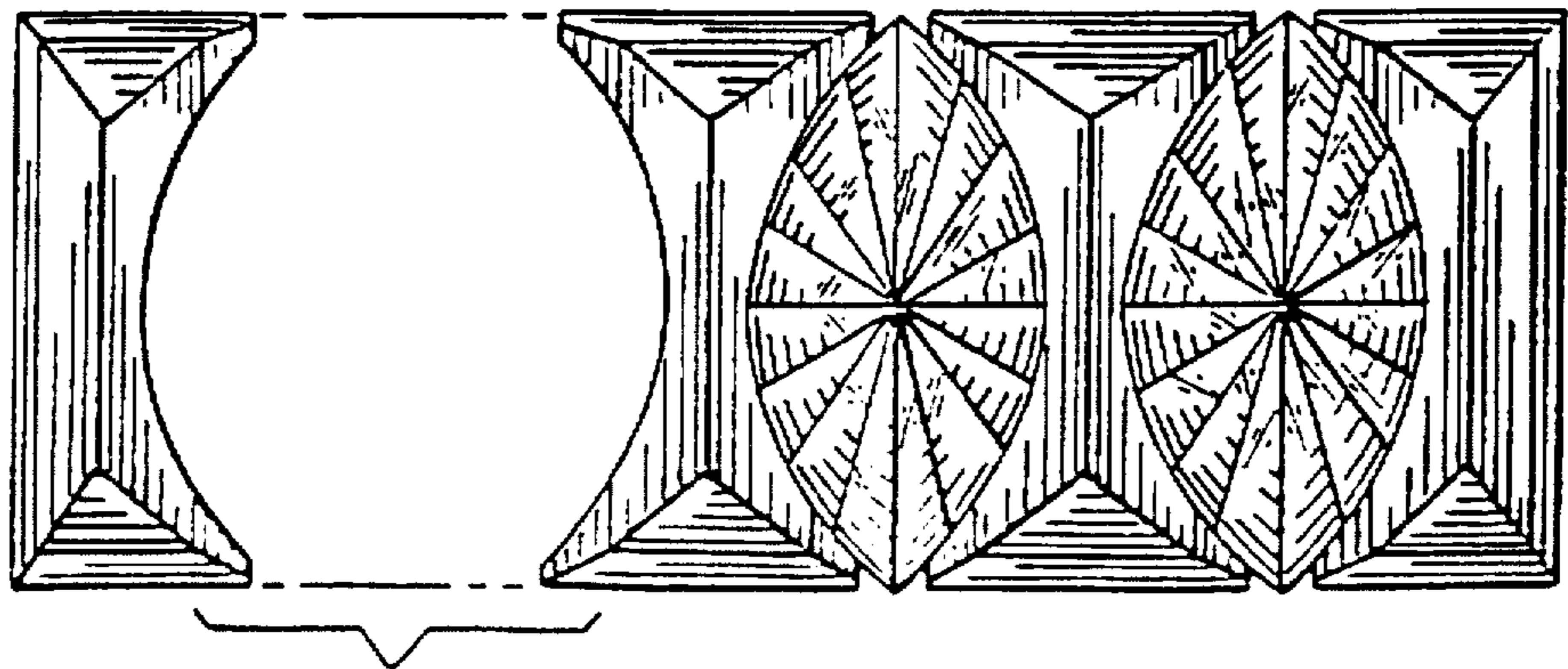


FIG. 11

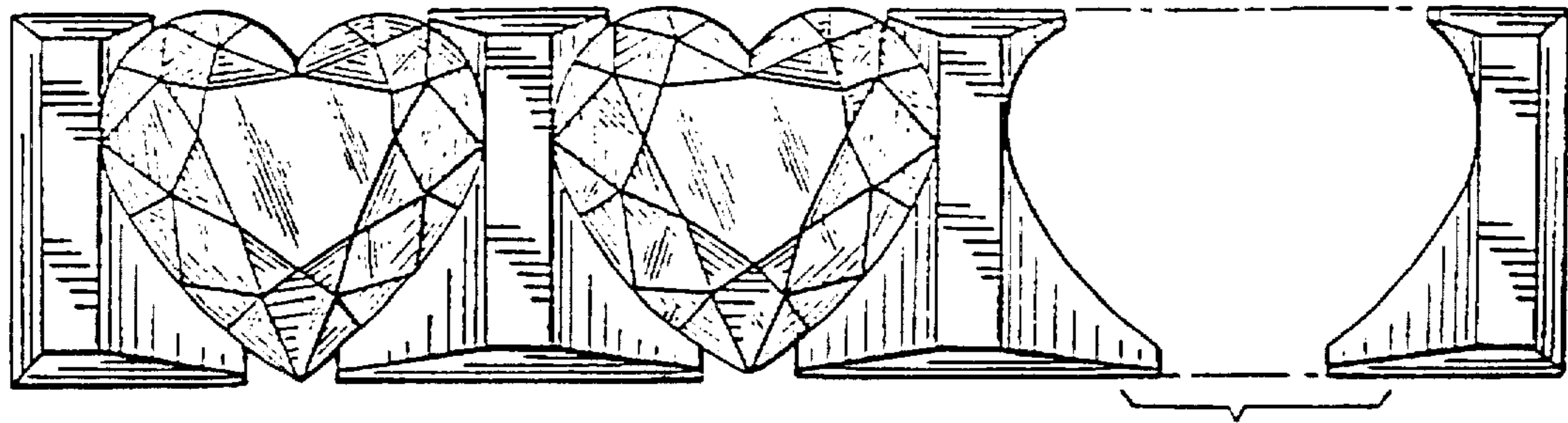


FIG. 12

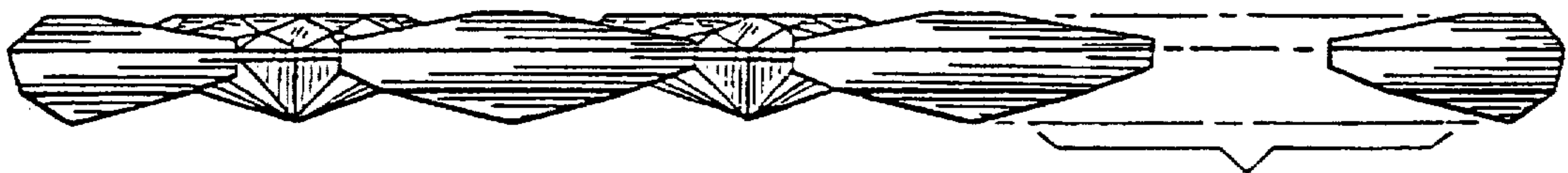


FIG. 13




FIG. 14

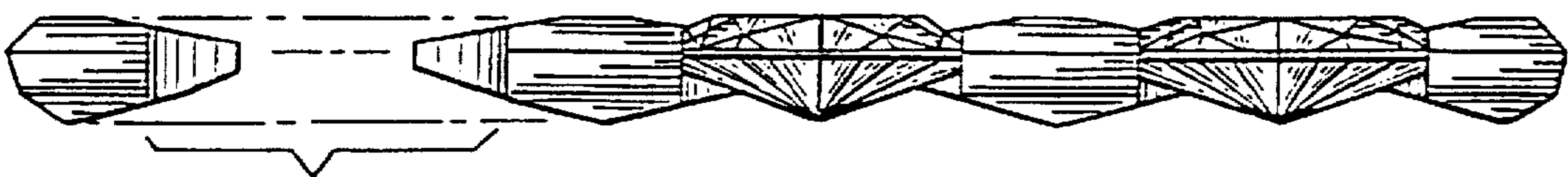


FIG. 15

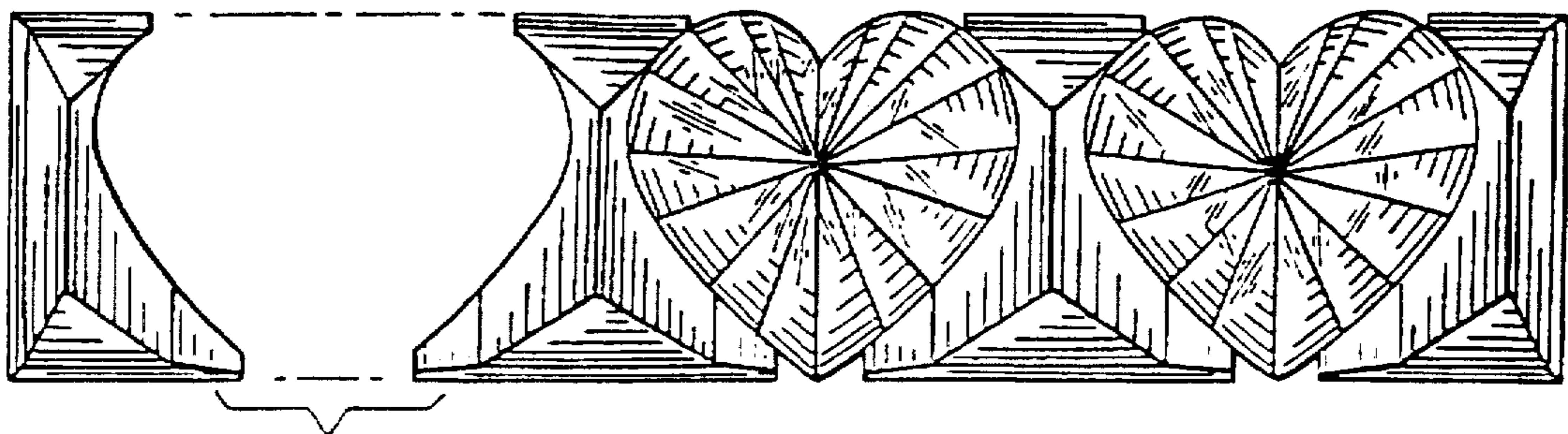


FIG.16

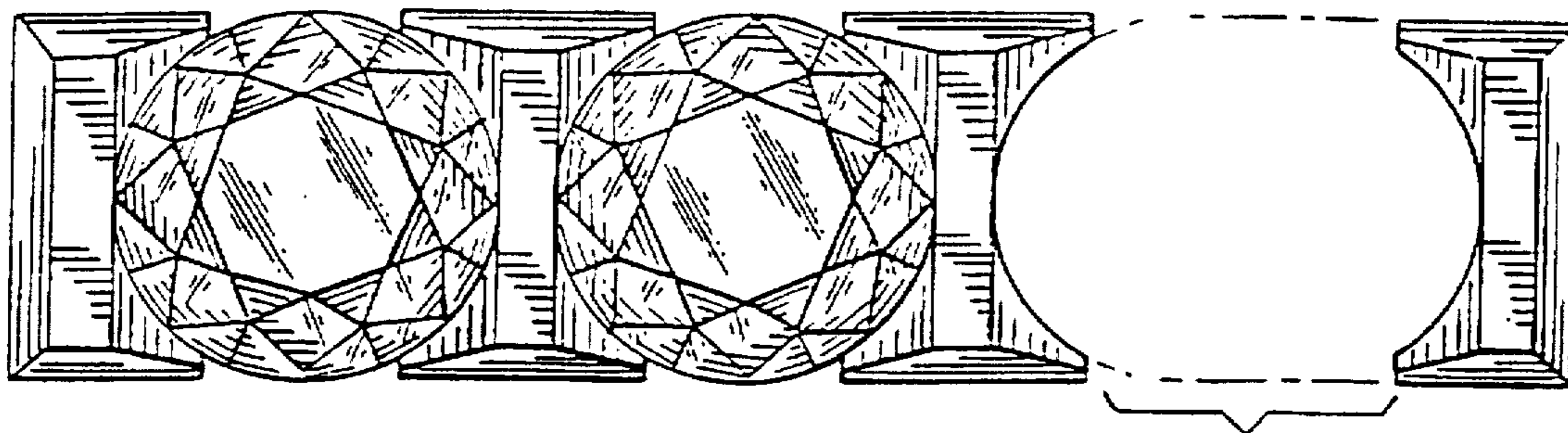


FIG.17

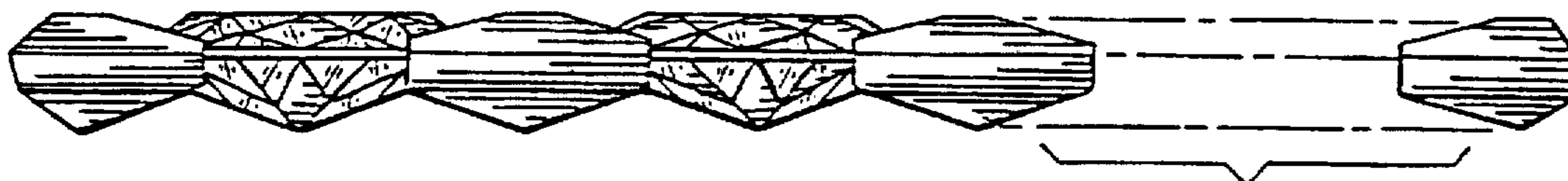


FIG.18




FIG.19

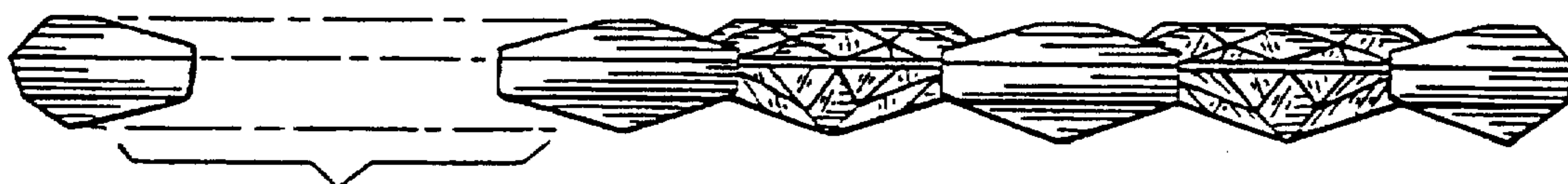


FIG.20

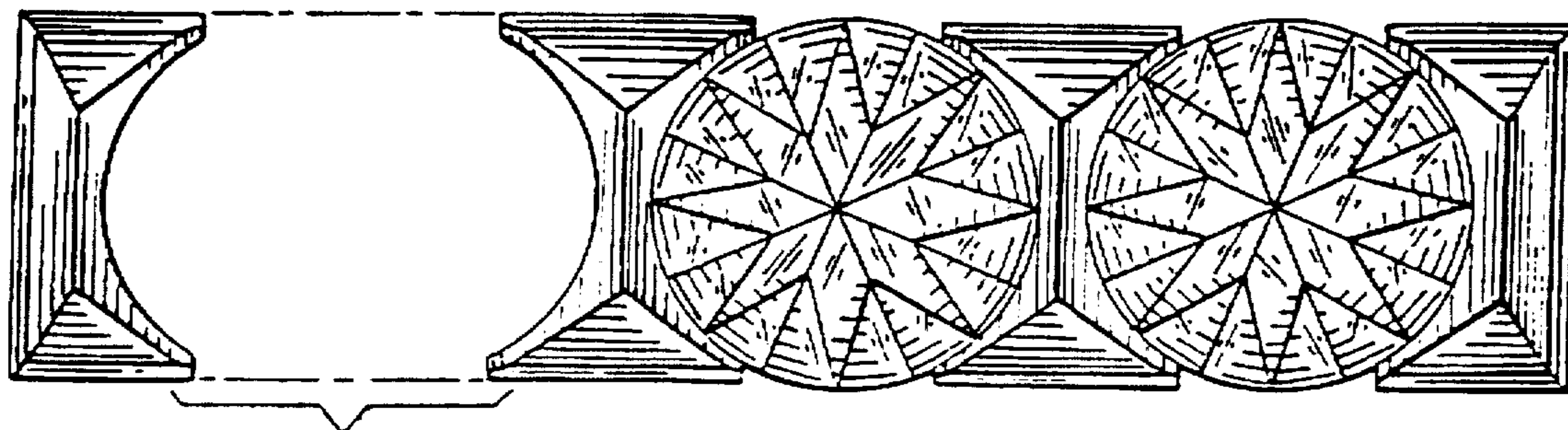


FIG. 21

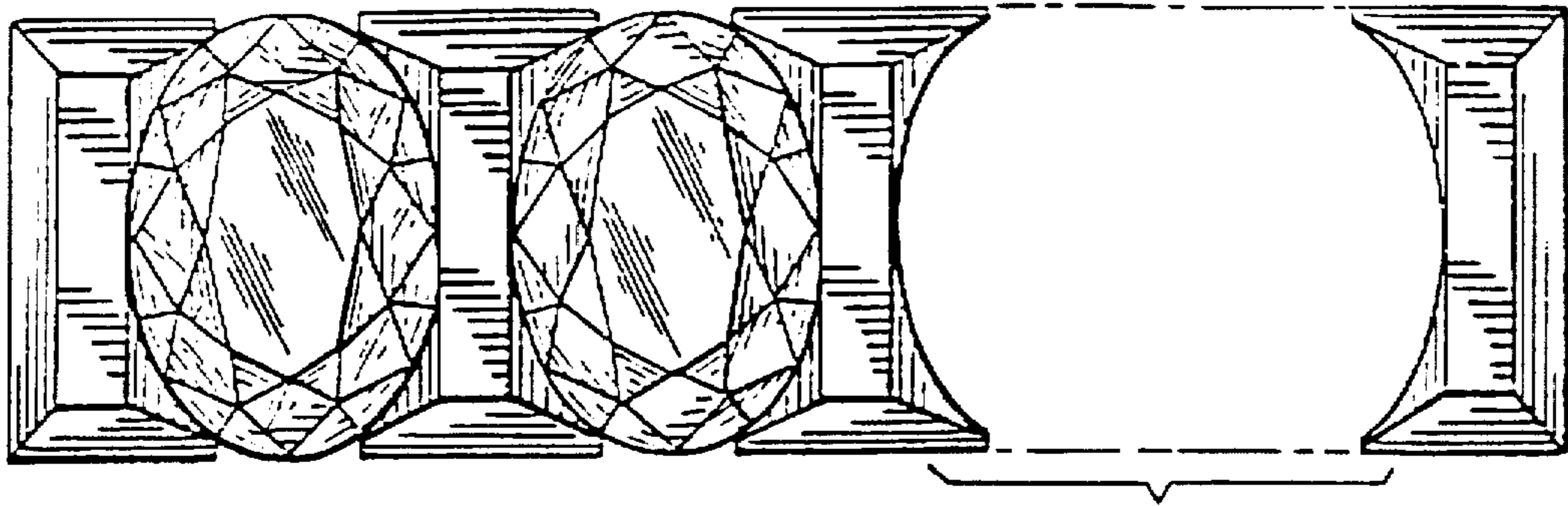


FIG. 22

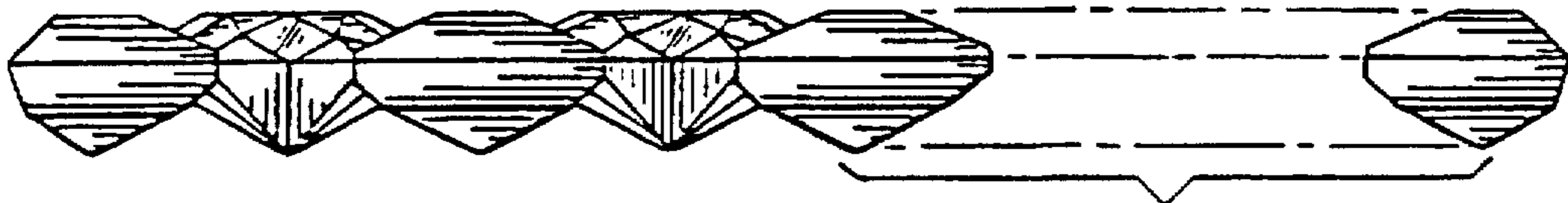


FIG. 23




FIG. 24

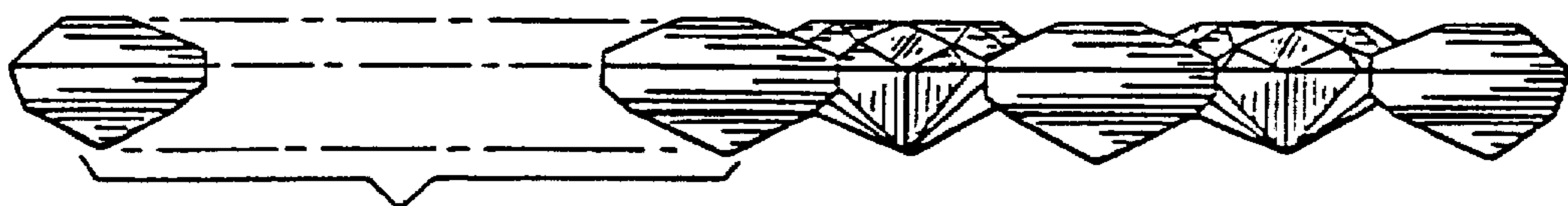


FIG. 25

