



US00D396822S

United States Patent [19]
Morrison

[11] **Patent Number:** **Des. 396,822**
[45] **Date of Patent:** ****Aug. 11, 1998**

[54] **FINGER RING**
[75] **Inventor:** **Jerry Morrison, Austin, Tex.**
[73] **Assignee:** **Commemorative Brands, Inc., Austin, Tex.**
[**] **Term:** **14 Years**
[21] **Appl. No.:** **57,365**
[22] **Filed:** **Jul. 23, 1996**
[51] **LOC (6) Cl.** **11-01**
[52] **U.S. Cl.** **D11/26**
[58] **Field of Search** **D11/26-39; 63/15, 63/15.1, 15.45, 15.7**

D. 299,815 2/1989 Sharpio D11/35
D. 300,126 3/1989 Corbin et al. D11/31
D. 317,421 6/1991 Meyrowitz D11/35

OTHER PUBLICATIONS

Evans Catalog; p. 70y; #4; 1993-94.

Primary Examiner—Cathy Anne MacCormac
Attorney, Agent, or Firm—J. Nevin Shaffer, Jr.; Shaffer & Culbertson

CLAIM

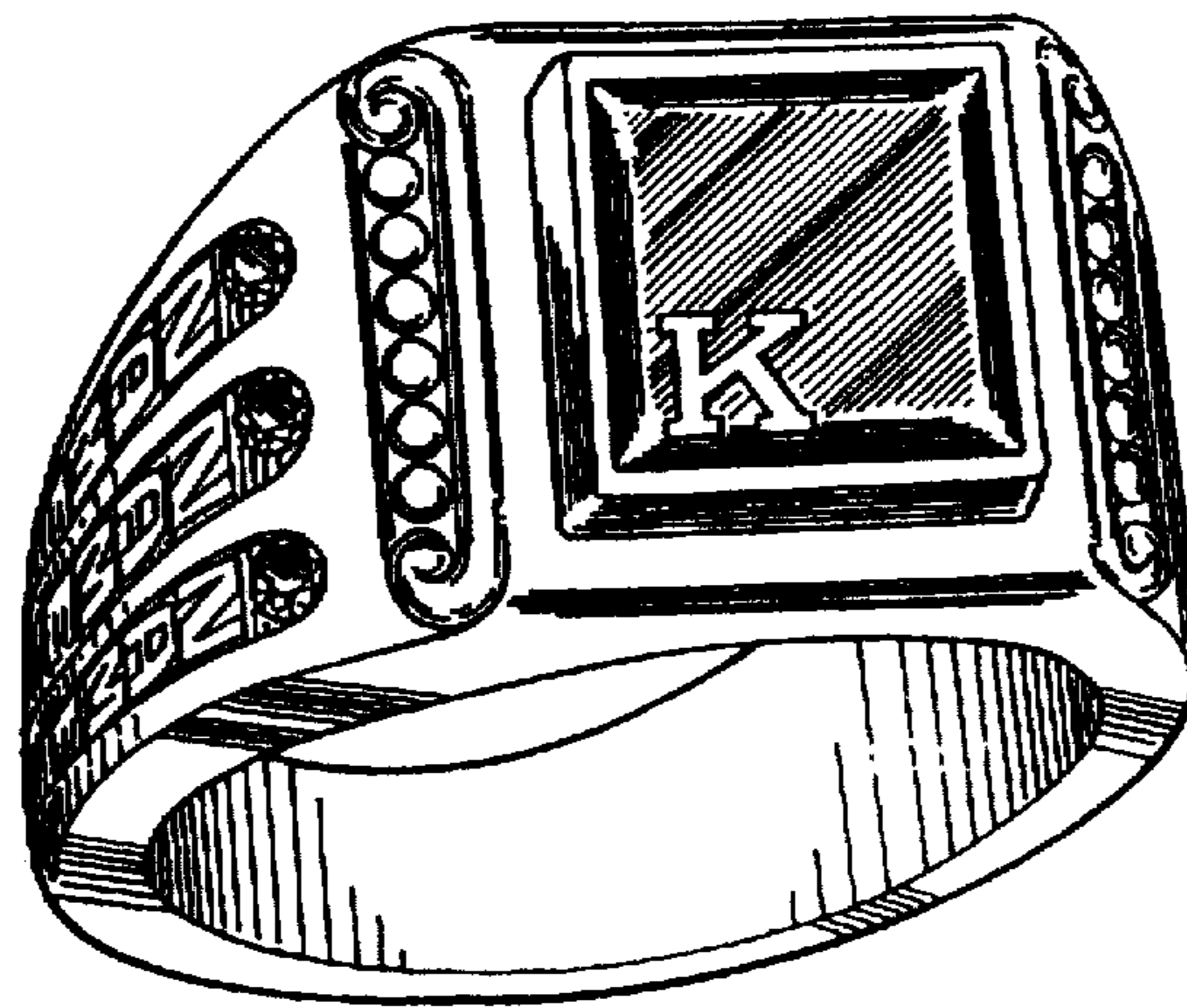
[57] The ornamental design for a finger ring, as shown and described.

DESCRIPTION

FIG. 1 is a perspective view of the finger ring showing my new design;
FIG. 2 is a top view of the finger ring of FIG. 1;
FIG. 3 is a bottom view of the finger ring of FIG. 1;
FIG. 4 is an end elevational view of the finger ring of FIG. 1 (both ends being identical); and
FIG. 5 is a side elevational view of the finger ring of FIG. 1 the opposite side is identical to the side shown.

1 Claim, 1 Drawing Sheet

[56] **References Cited**
U.S. PATENT DOCUMENTS
D. 71,327 10/1926 Bornkessel D11/34
D. 85,578 11/1931 Earnshaw D11/39
D. 154,641 7/1949 Schrage D11/30
D. 157,620 3/1950 Novgrad D11/33
D. 219,532 12/1970 Mechanic D11/35
D. 241,064 8/1976 Poulin D11/35
D. 298,422 11/1988 Messa D11/38






FIG. 2

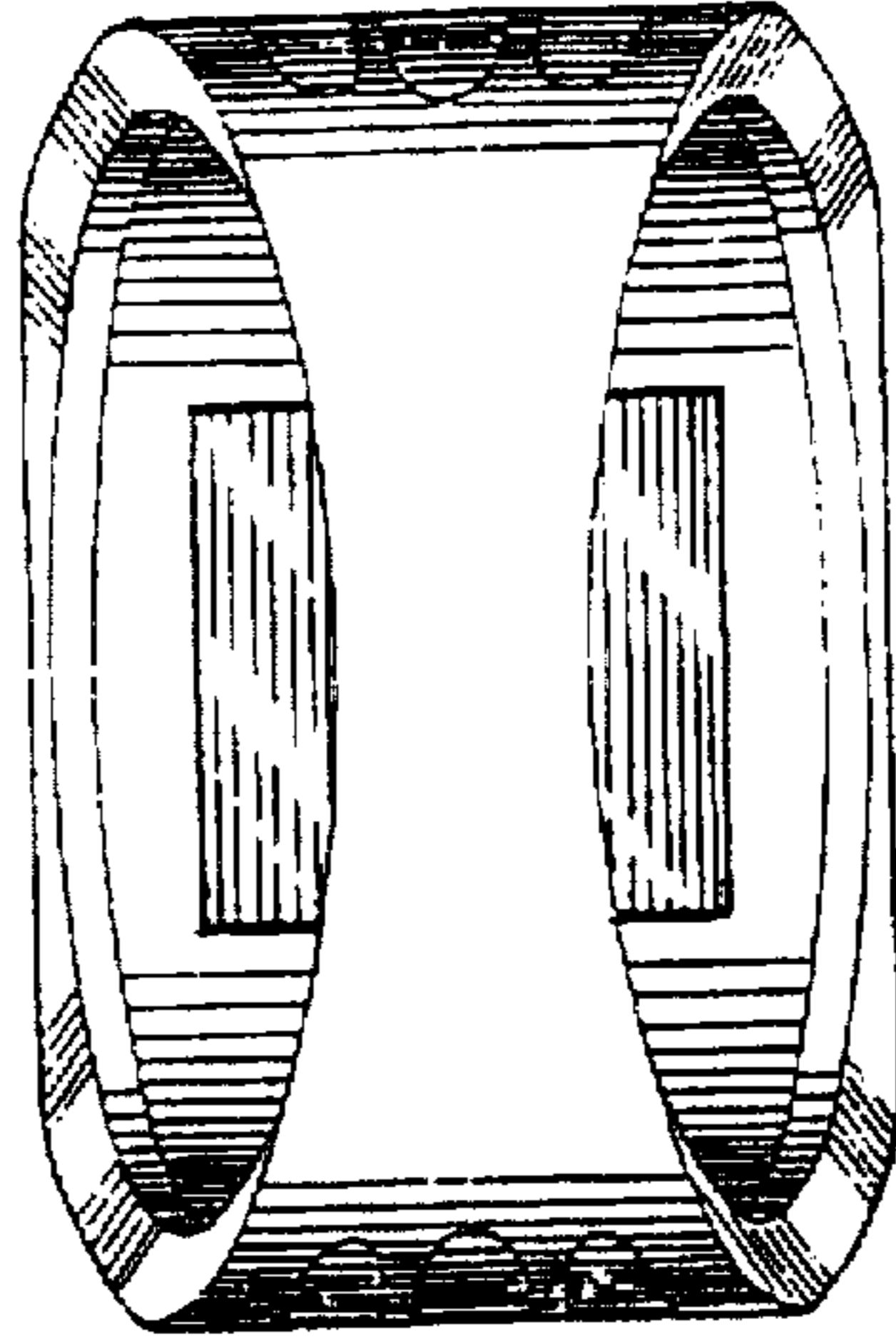



FIG. 3

FIG. 1

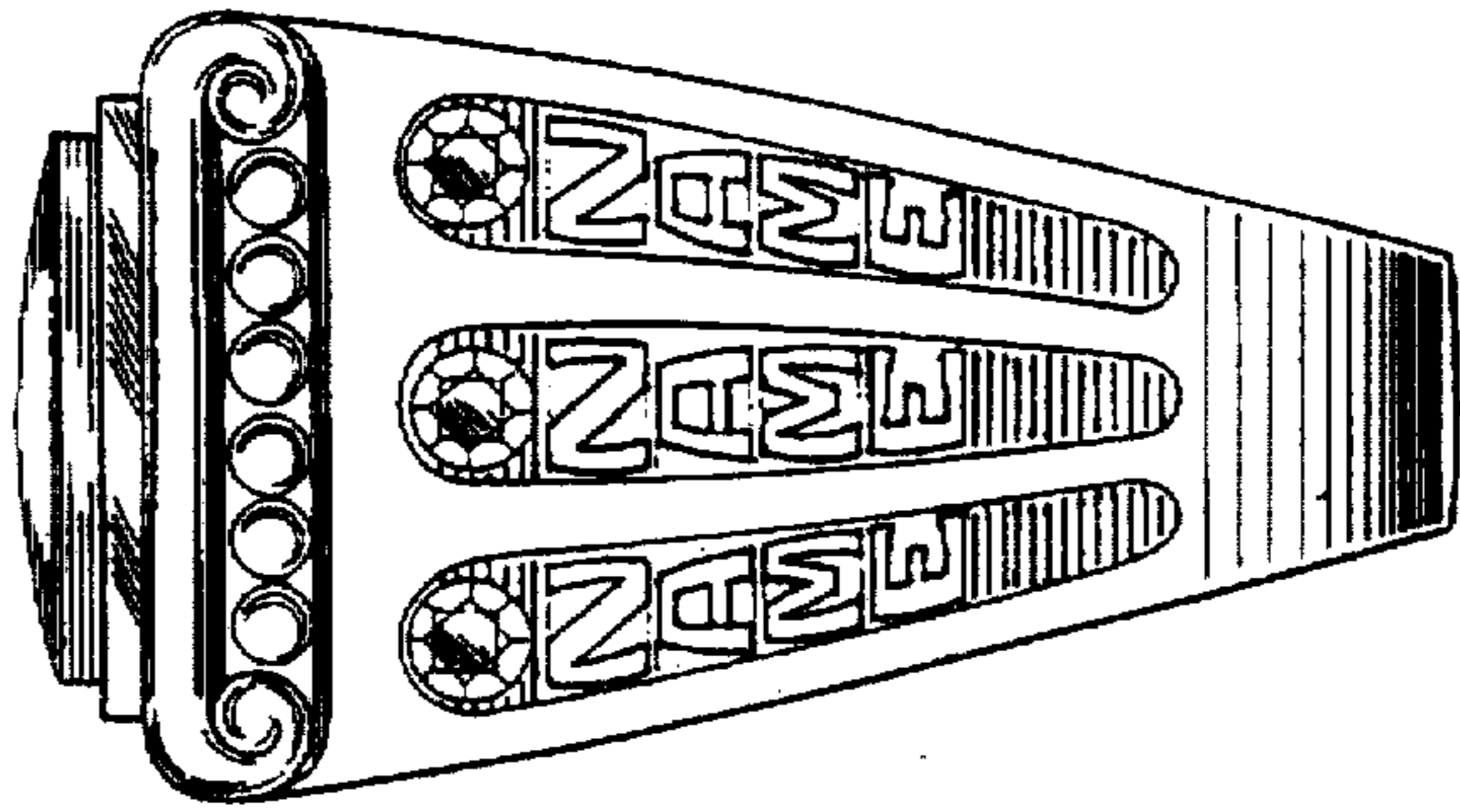


FIG. 5

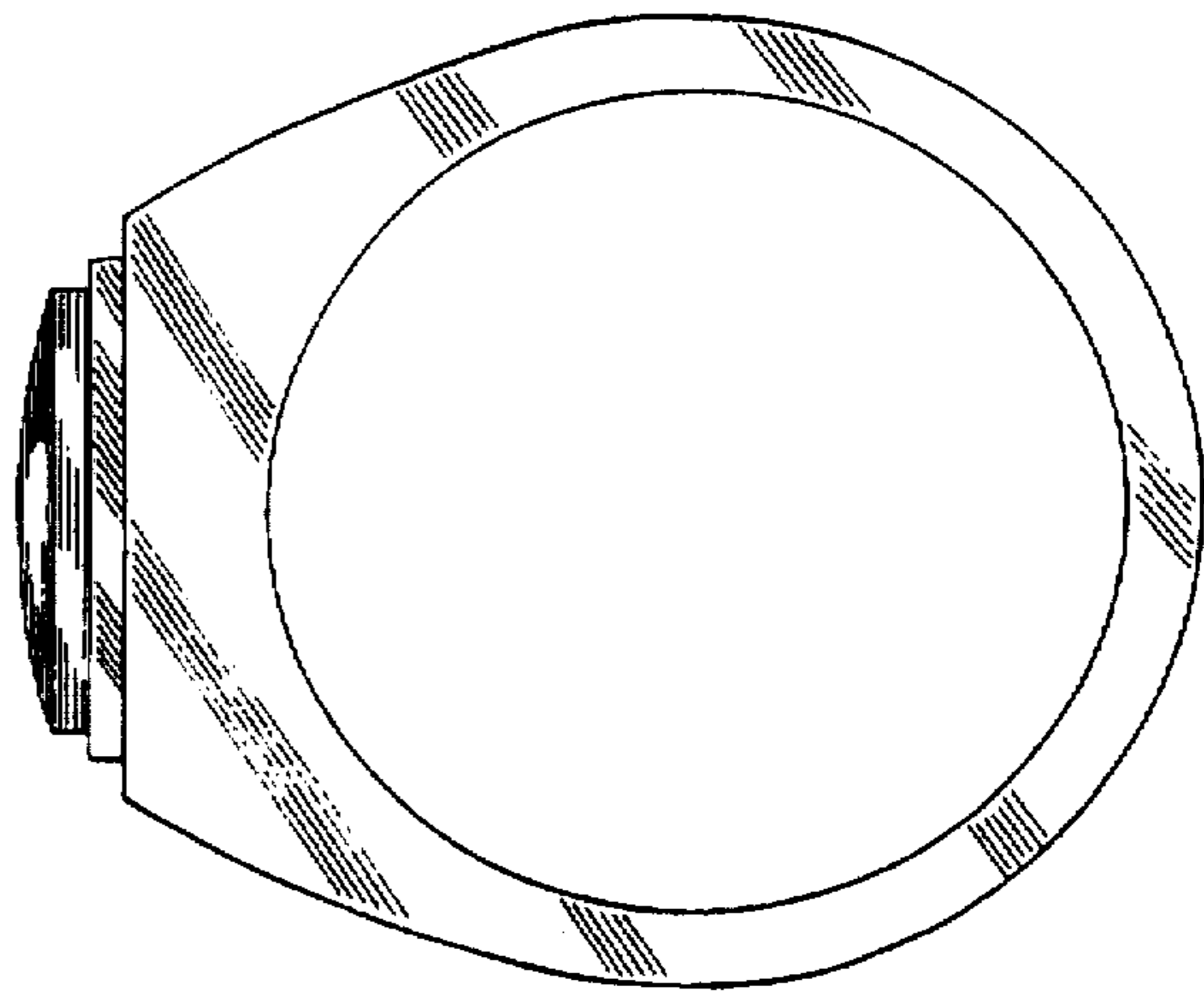


FIG. 4