



US00D396811S

United States Patent [19]
Bulgari

[11] **Patent Number: Des. 396,811**
[45] **Date of Patent: **Aug. 11, 1998**

[54] **WRISTWATCH**
[75] **Inventor: Giovanni Bulgari, Rome, Italy**
[73] **Assignee: Gianni Bulgari S.p.A., Rome, Italy**
[**] **Term: 14 Years**

D. 361,530	8/1995	Bulgari	D10/39
D. 361,728	8/1995	Bulgari	D10/39
D. 361,946	9/1995	Bulgari	D10/39
D. 366,216	1/1996	Bulgari	D10/39
D. 378,062	2/1997	Bulgari	D10/32
D. 386,984	12/1997	Kubisch	D10/39

[21] **Appl. No.: 74,652**
[22] **Filed: Aug. 8, 1997**

Primary Examiner—Nelson C. Holtje
Attorney, Agent, or Firm—Sughrue, Mion, Zinn, Macpeak & Seas, PLLC

[30] **Foreign Application Priority Data**
Apr. 8, 1997 [WO] WIPO DMA/003677
[51] **LOC (6) Cl. 10-02**
[52] **U.S. Cl. D10/39; D10/30**
[58] **Field of Search D10/1-40, 122-132;**
368/280-282, 276-277, 285

[57] **CLAIM**
The ornamental design for a wristwatch, as shown.

[56] **References Cited**
U.S. PATENT DOCUMENTS
D. 353,340 12/1994 Burgenizar D10/39
D. 356,268 3/1995 Bulgari D10/32

DESCRIPTION
FIG. 1 is a perspective view of a wristwatch showing my new design;
FIG. 2 is a top plan view thereof;
FIG. 3 is a bottom plan view thereof;
FIG. 4 is a side elevational view of one side thereof;
FIG. 5 is a side elevational view of an opposite side thereof;
FIG. 6 is an end elevational view of one end thereof; and,
FIG. 7 is an end elevational view of an opposite end thereof.

1 Claim, 2 Drawing Sheets



FIG. 1




FIG. 2



FIG. 3




FIG. 4




FIG. 5




FIG. 6



FIG. 7

