



US00D396797S

# United States Patent [19] Sernoskie

[11] Patent Number: **Des. 396,797**

[45] Date of Patent: **\*\*Aug. 11, 1998**

[54] **SLIDING DOOR SECURITY BAR**

5,540,467 7/1996 Briffa ..... 292/289 X  
5,669,641 9/1997 Jeansonne ..... 292/289 X

[76] Inventor: **Dwight Sernoskie**, 27 Noecker Street,  
Waterloo, Ontario, Canada, N2J 2R5

*Primary Examiner*—Brian N. Vinson

[\*\*] Term: **14 Years**

[57] **CLAIM**

[21] Appl. No.: **77,325**

The ornamental design for a sliding door security bar, as shown.

[22] Filed: **Sep. 30, 1997**

### DESCRIPTION

[51] LOC (6) Cl. .... **08-07**

[52] U.S. Cl. .... **D8/339**

[58] Field of Search ..... D8/330, 331, 339,  
D8/341, 343, 346; 292/288, 289, 290, 291,  
292, 293-296, DIG. 20, DIG. 46, DIG. 47;  
70/89, 90, 91, 95

FIG. 1 is a front elevational view of the sliding door security bar of the present invention;

FIG. 2 is a back elevational view of the sliding door security bar of FIG. 1;

FIG. 3 is a left side elevational view of the sliding door security bar of FIG. 1;

FIG. 4 is a right side elevational view of the sliding door security bar of FIG. 1;

FIG. 5 is a top plan view of the sliding door security bar of FIG. 1; and,

FIG. 6 is a bottom plan view of the sliding door security bar of FIG. 1.

### [56] References Cited

#### U.S. PATENT DOCUMENTS

D. 236,082 7/1975 Williams ..... D8/339  
D. 346,106 4/1994 Walls ..... D8/339  
D. 364,330 11/1995 Virzi ..... D8/339  
3,615,114 10/1971 Harris ..... 292/289 X  
5,466,023 11/1995 Williamson ..... 292/289 X

**1 Claim, 3 Drawing Sheets**




FIG. 1

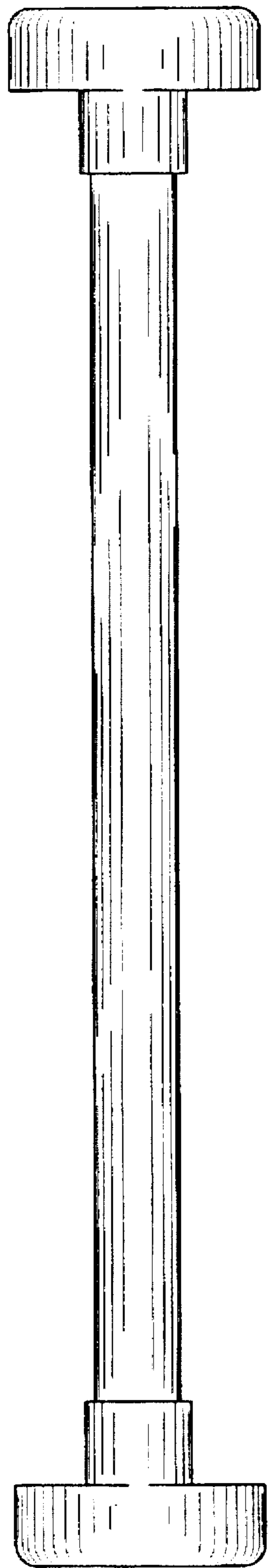




FIG. 2



*FIG. 3*



*FIG. 4*



FIG. 5

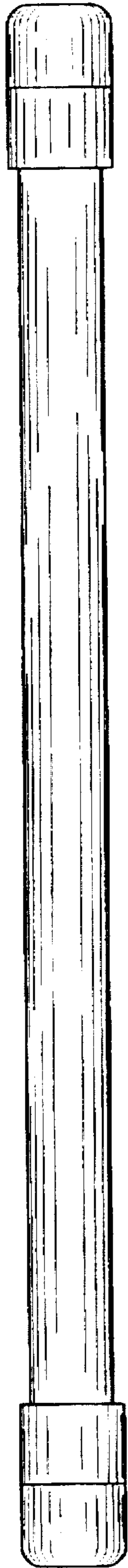


FIG. 6

