



US00D396795S

United States Patent [19]
Francom

[11] **Patent Number: Des. 396,795**

[45] **Date of Patent: **Aug. 11, 1998**

[54] **GATE DROP ROD**

3,147,031 9/1964 Olander 292/175 X
5,351,512 10/1994 Pearlman 292/175 X

[76] **Inventor: David L. Francom, 1015 N. 2000 West, Springville, Utah 84663**

Primary Examiner—Brian N. Vinson
Attorney, Agent, or Firm—Thorpe, North & Western, LLP

[**] **Term: 14 Years**

[57] **CLAIM**

[21] **Appl. No.: 66,707**

The ornamental design for a gate drop rod, as shown and described.

[22] **Filed: Feb. 19, 1997**

DESCRIPTION

[51] **LOC (6) Cl. 08-07**

[52] **U.S. Cl. D8/339**

[58] **Field of Search** D8/330-331, 339, D8/340, 341, 343, 344; 292/2, 95, 130, 136, 137, 175, 183, 189, DIG. 12, DIG. 15

FIG. 1 is a perspective view thereof;

FIG. 2 is a top view thereof;

FIG. 3 is a bottom view thereof;

FIG. 4 is an end view thereof;

FIG. 5 is an opposite end view thereof;

FIG. 6 is a front view thereof; and,

FIG. 7 is a back view thereof.

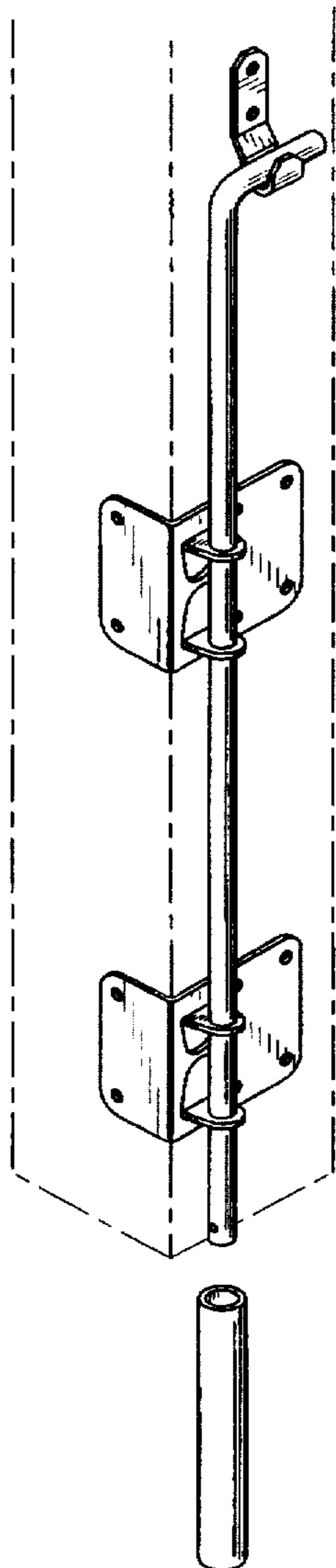
[56] **References Cited**

U.S. PATENT DOCUMENTS

D. 51,088 7/1917 Weiser D8/339
D. 216,293 12/1969 Blackston D8/339
D. 254,954 5/1980 Picard D8/339

The broken-line disclosure is for illustrative purposes only and forms no part of the claimed design.

1 Claim, 3 Drawing Sheets



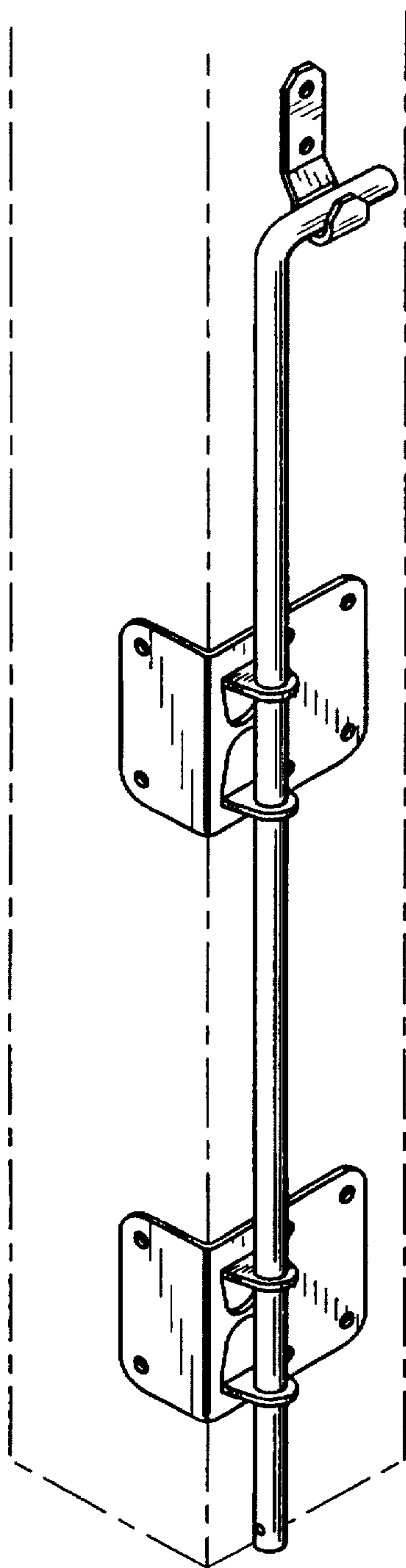


Fig. 1

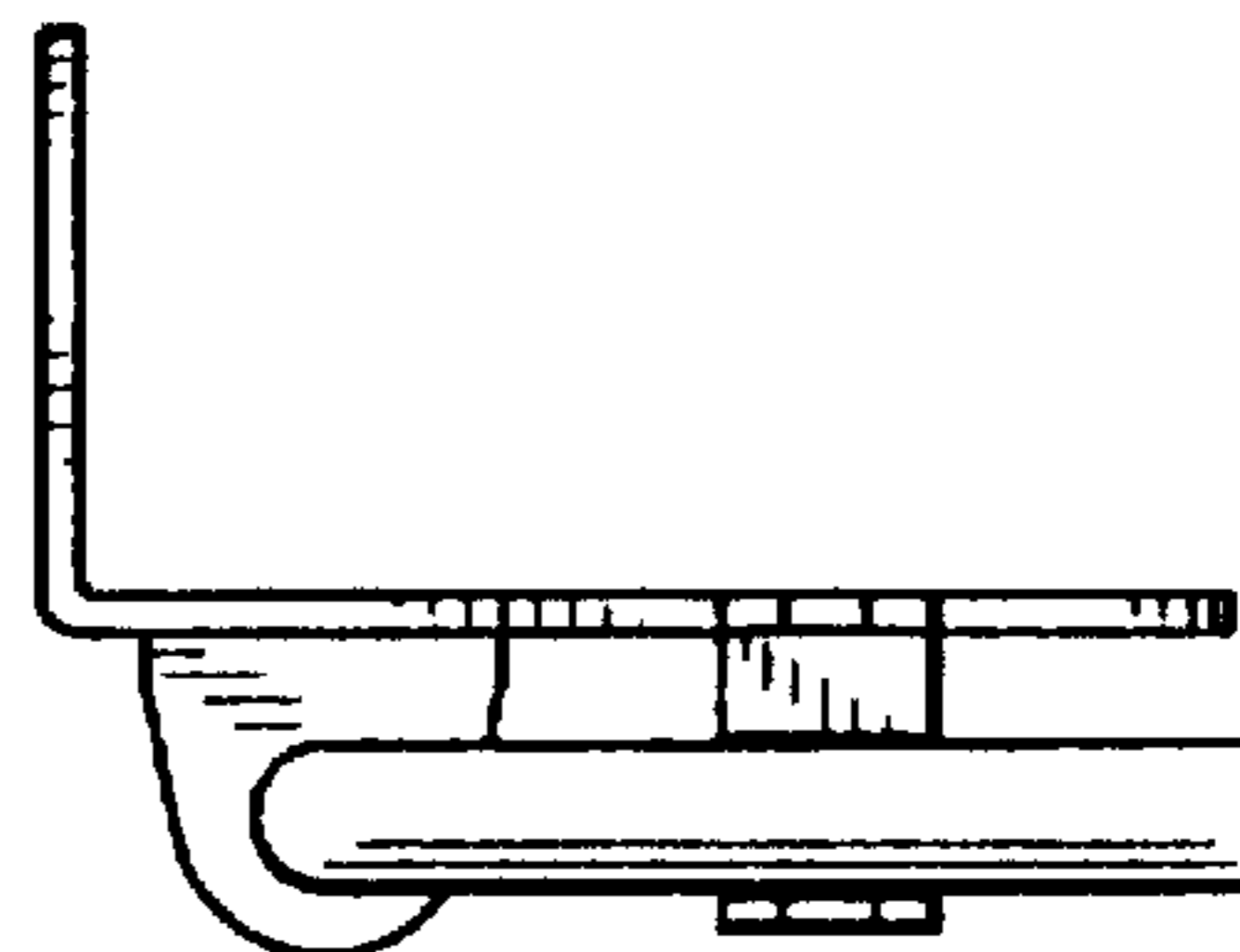


Fig. 2

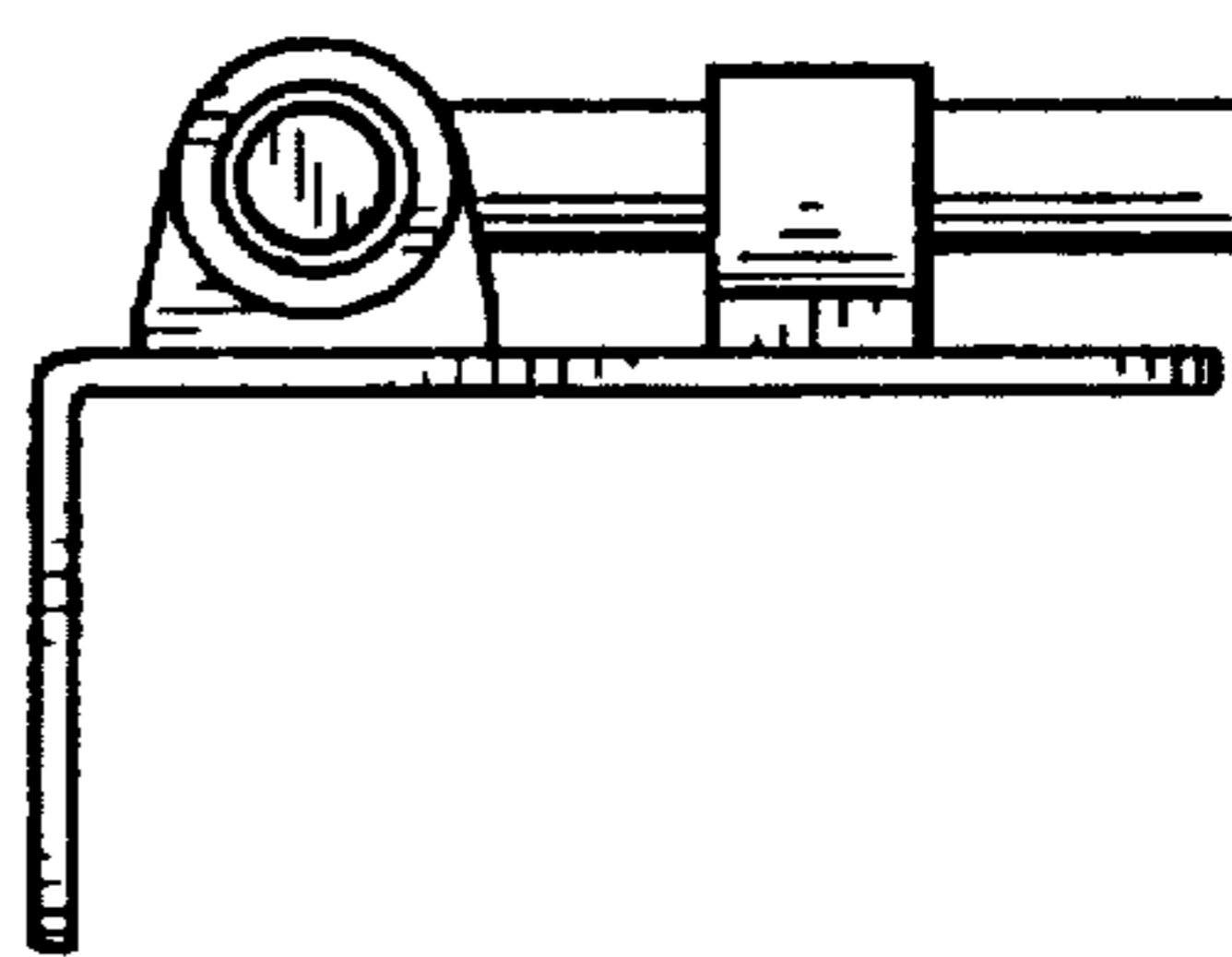


Fig. 3




Fig. 4

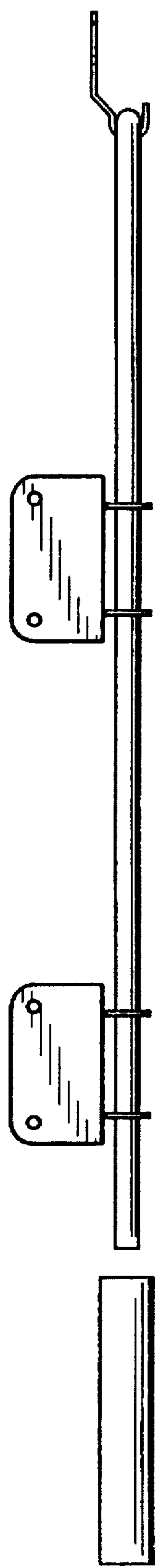


Fig. 5

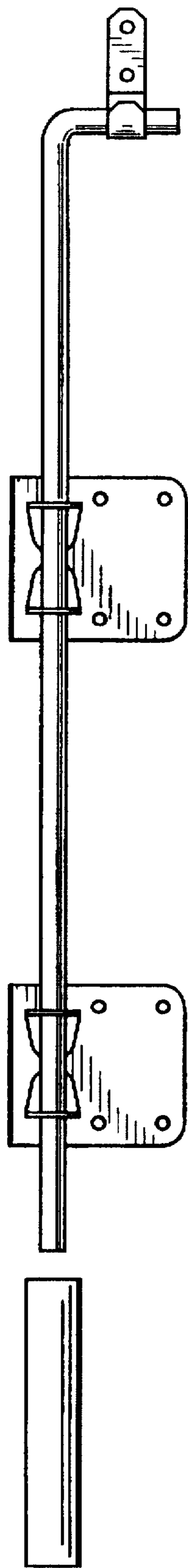


Fig. 6




Fig. 7