



US00D396781S

# United States Patent [19]

Schutte et al.

[11] Patent Number: Des. 396,781

[45] Date of Patent: \*\*Aug. 11, 1998

[54] NAPKIN DISPENSER

D. 212,041 8/1968 Shapira ..... D7/631  
D. 348,379 7/1994 Parella ..... D7/631

[76] Inventors: Steven Schutte; Cheryl Schutte, both  
of 50 Sable Run, East Amherst, N.Y.  
14051

Primary Examiner—Terry A. Wallace

[\*\*] Term: 14 Years

[57] CLAIM

The ornamental design for a napkin dispenser, as shown and described.

[21] Appl. No.: 79,025

### DESCRIPTION

[22] Filed: Nov. 6, 1997

[51] LOC (6) Cl. .... 07-06

[52] U.S. Cl. .... D7/631

[58] Field of Search ..... D7/631, 632, 634;  
206/494; 211/49.1, 50, 51; 221/33, 45,  
46, 56, 63



FIG. 1 is a right side elevation view of a napkin dispenser showing our new design, the opposite side being identical; FIG. 2 is a cross-section view thereof taken along line 2—2 of FIG. 4, the napkin shown in broken lines is for illustrative purposes only and forms no part of the claimed design; FIG. 3 is a front elevation view thereof; FIG. 4 is a rear elevation view thereof; FIG. 5 is a top plan view thereof; and, FIG. 6 is a bottom plan view thereof.

[56] References Cited

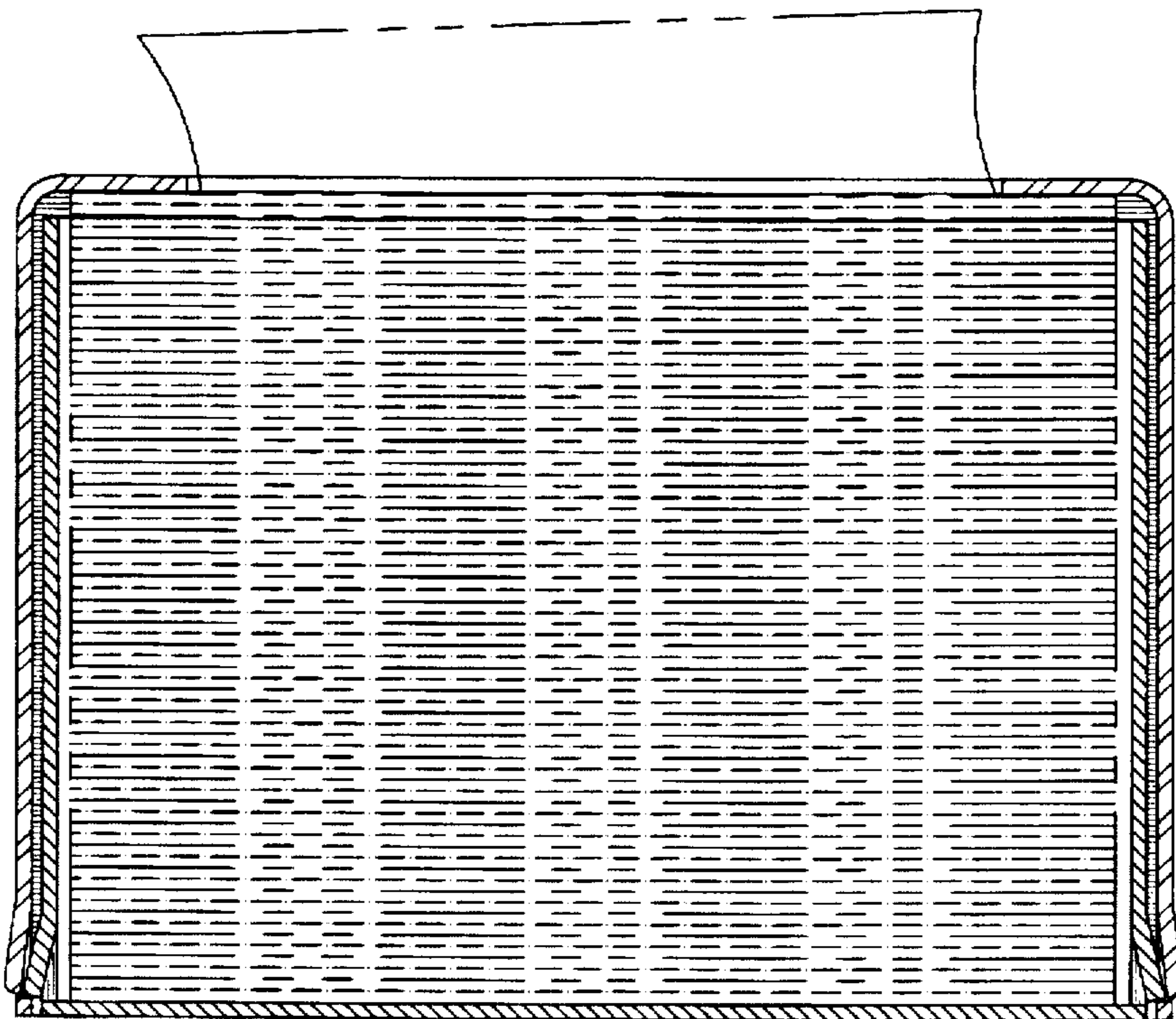

### U.S. PATENT DOCUMENTS

D. 160,088 9/1950 Hutzler ..... D7/634

1 Claim, 3 Drawing Sheets


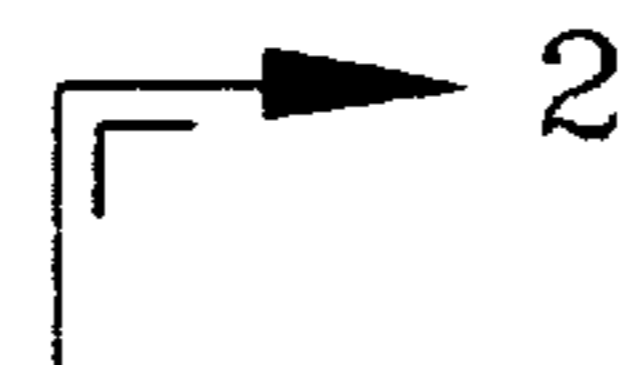



*Fig. 1*

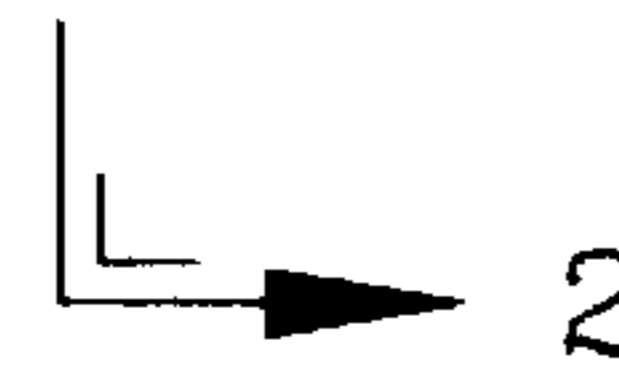


*Fig. 2*


*Fig. 3*



*Fig. 4*



*Fig.5*



*Fig.6*

