



US00D396772S

United States Patent [19]
Hanzok

[11] **Patent Number: Des. 396,772**
[45] **Date of Patent: **Aug. 11, 1998**

[54] **COVER DESIGN FOR WATER DISPENSER**

[76] **Inventor: Robert B. Hanzok, 19 Cooper Tomlinson Rd., Medford, N.J. 08055**

[**] **Term: 14 Years**

[21] **Appl. No.: 75,850**

[22] **Filed: Aug. 29, 1997**

Related U.S. Application Data

[62] **Division of Ser. No. 58,844, Jul. 25, 1996.**

[51] **LOC (6) Cl. 06-13**

[52] **U.S. Cl. D6/610**

[58] **Field of Search D6/610-611; D7/321; 150/154, 165, 901, 156; 224/185.1, 192, 196**

[56] **References Cited**

U.S. PATENT DOCUMENTS

D. 231,787	6/1974	Burnley	D30/2
D. 266,056	9/1982	Lear	D9/444
D. 289,614	5/1987	Sanchez et al.	D9/443
D. 328,429	8/1992	Ben-Uri	D9/444
D. 365,989	1/1996	Wacker	D9/391
4,834,250	5/1989	Dumbeck et al.	215/100 R
4,891,918	1/1990	Wiley	52/3
4,947,794	8/1990	Baldwin	119/17
5,325,986	7/1994	Richardson et al.	220/400

5,356,046	10/1994	Burke	.	
5,419,477	5/1995	Verge	224/274
5,420,775	5/1995	Kusmer	362/376
5,454,492	10/1995	Hunter et al.	.	

FOREIGN PATENT DOCUMENTS

1502737	11/1967	France	11/7
377714	6/1964	Germany	81/25
802488	10/1958	United Kingdom	128/4

Primary Examiner—Nelson C. Holtje
Attorney, Agent, or Firm—Lennox & Murtha, P.A.

[57] **CLAIM**

The ornamental design for a cover design for water dispensers, as shown and described.

DESCRIPTION

FIG. 1 is a front, left side, top perspective view of a cover design of my invention;
FIG. 2 is reduced sized a top view thereof;
FIG. 3 is a reduced sized bottom view thereof;
FIG. 4 is a reduced sized left side plan view thereof;
FIG. 5 is a reduced sized right side plan view thereof;
FIG. 6 is a reduced sized front view thereof, the rear view being identical thereto; and,
FIG. 7 is a further reduced size front, left side and top perspective view thereof, the broken line showing is environmental only and forms no part of the claimed design.

1 Claim, 2 Drawing Sheets




FIG. 1




FIG. 2

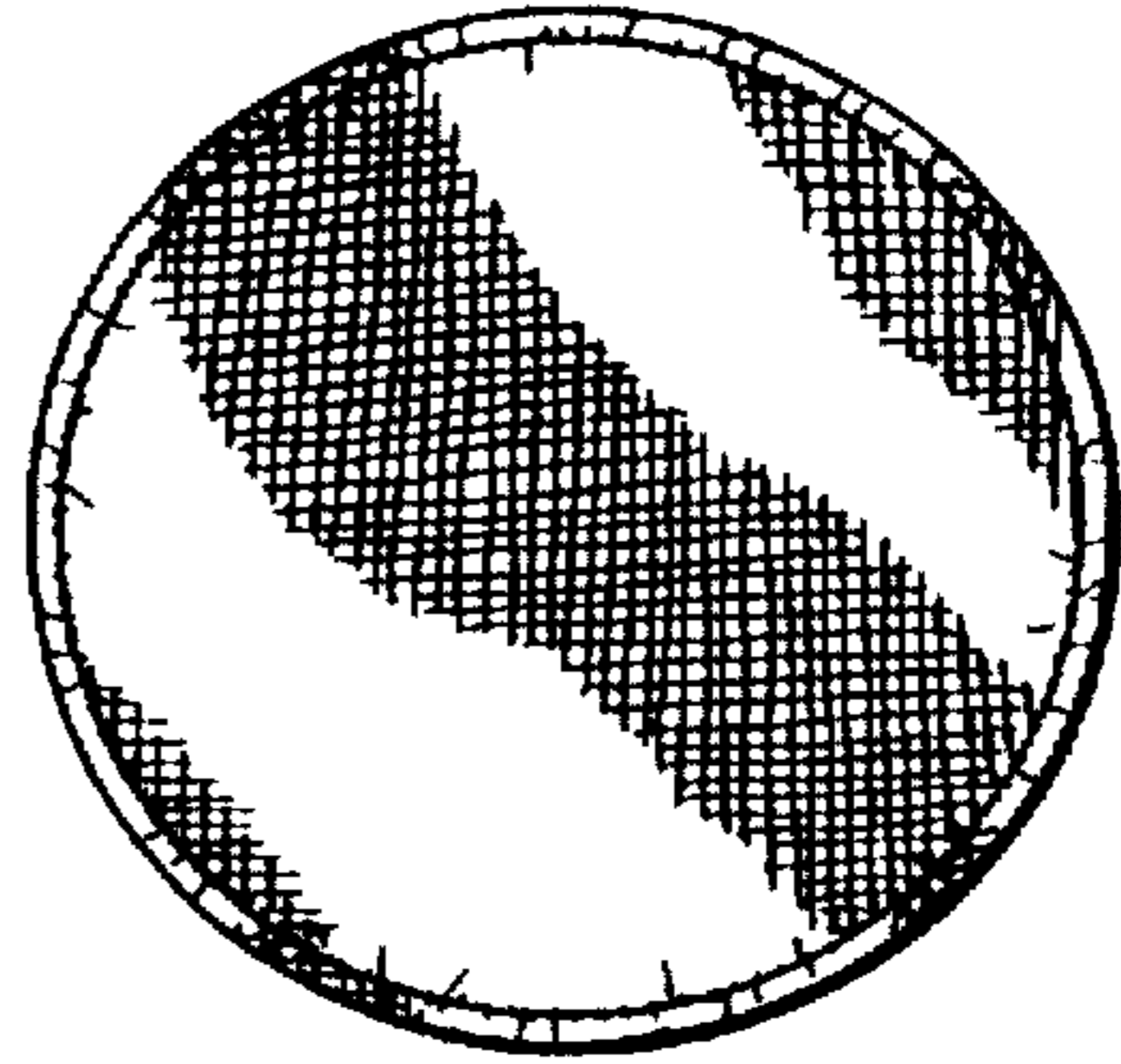


FIG. 3

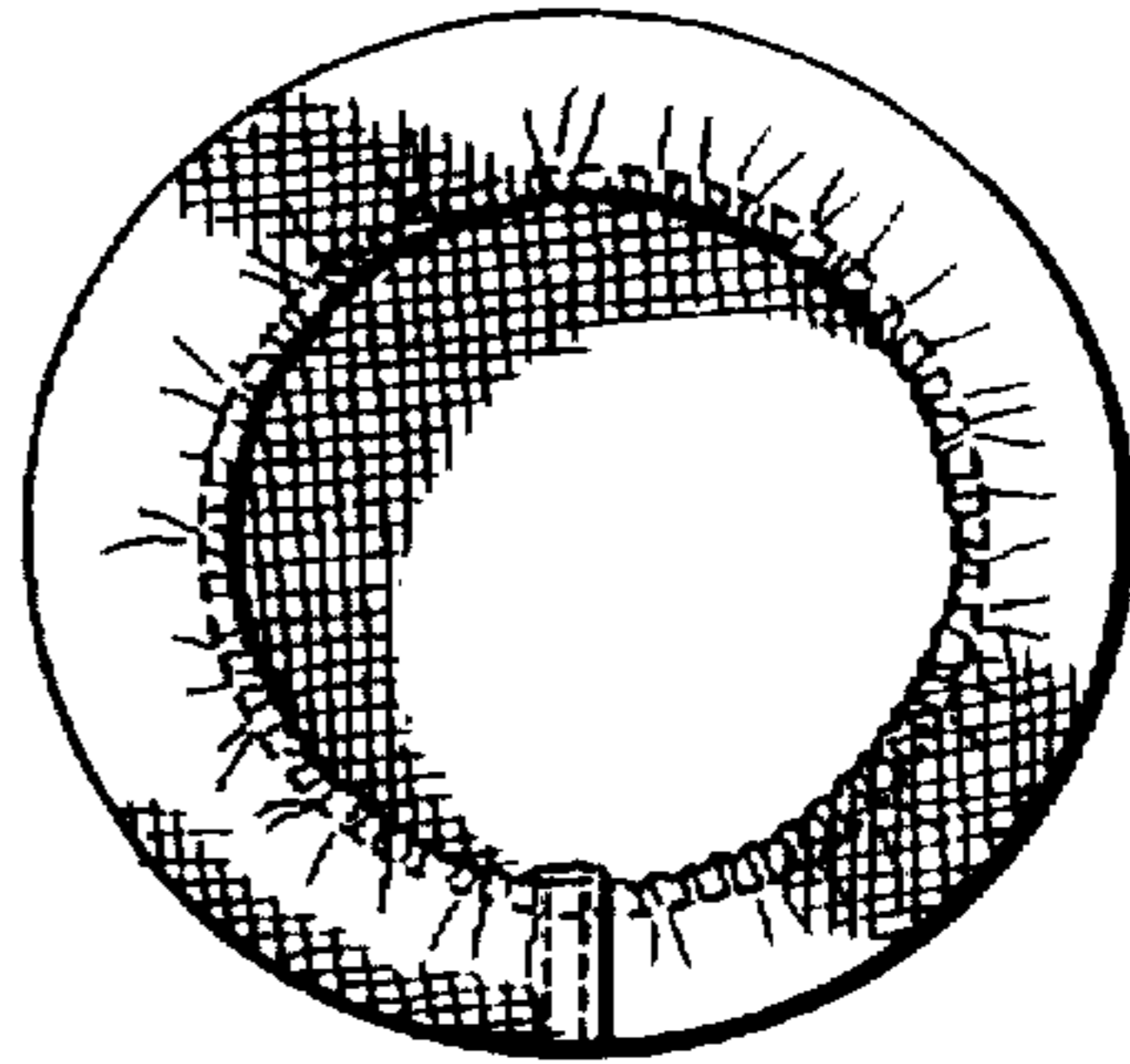


FIG. 4




FIG. 5




FIG. 7




FIG. 6

