



US00D396764S

United States Patent [19]
Pagán-Demirtas

[11] **Patent Number:** **Des. 396,764**
[45] **Date of Patent:** ****Aug. 11, 1998**

[54] **CABINET**

[75] **Inventor:** **Marlene Pagán-Demirtas**, Brookhaven, Pa.

[73] **Assignee:** **Zenith Products Corp.**, New Castle, Del.

[**] **Term:** **14 Years**

[21] **Appl. No.:** **59,195**

[22] **Filed:** **Sep. 4, 1996**

[51] **LOC (6) Cl.** **06-04**

[52] **U.S. Cl.** **D6/561**

[58] **Field of Search** D6/561, 436, 553-559, D6/567, 571; 211/13.1, 60.1, 70.6, 86-87, 89; 312/114, 234, 249; 206/566

[56] **References Cited**

U.S. PATENT DOCUMENTS

- D. 71,926 1/1927 Phoenix D6/558
- D. 141,902 7/1945 Marateck D6/559 X
- D. 253,151 10/1979 Heckler .
- D. 276,009 10/1984 Ousley .

- D. 278,288 4/1985 Talocci et al. .
- D. 304,274 10/1989 Baus D6/561
- D. 333,222 2/1993 Kewing D6/561
- D. 343,085 1/1994 Bell .
- D. 346,695 5/1994 Williams D6/561 X
- D. 373,497 9/1996 Gilmore .
- 1,944,394 1/1934 Bales 211/134 X
- 2,957,587 10/1960 Tubin 211/90 X
- 5,638,966 6/1997 Kuntz 211/153

Primary Examiner—Pamela Burgess
Attorney, Agent, or Firm—Edgar A. Zaring; Malcolm L. Sutherland

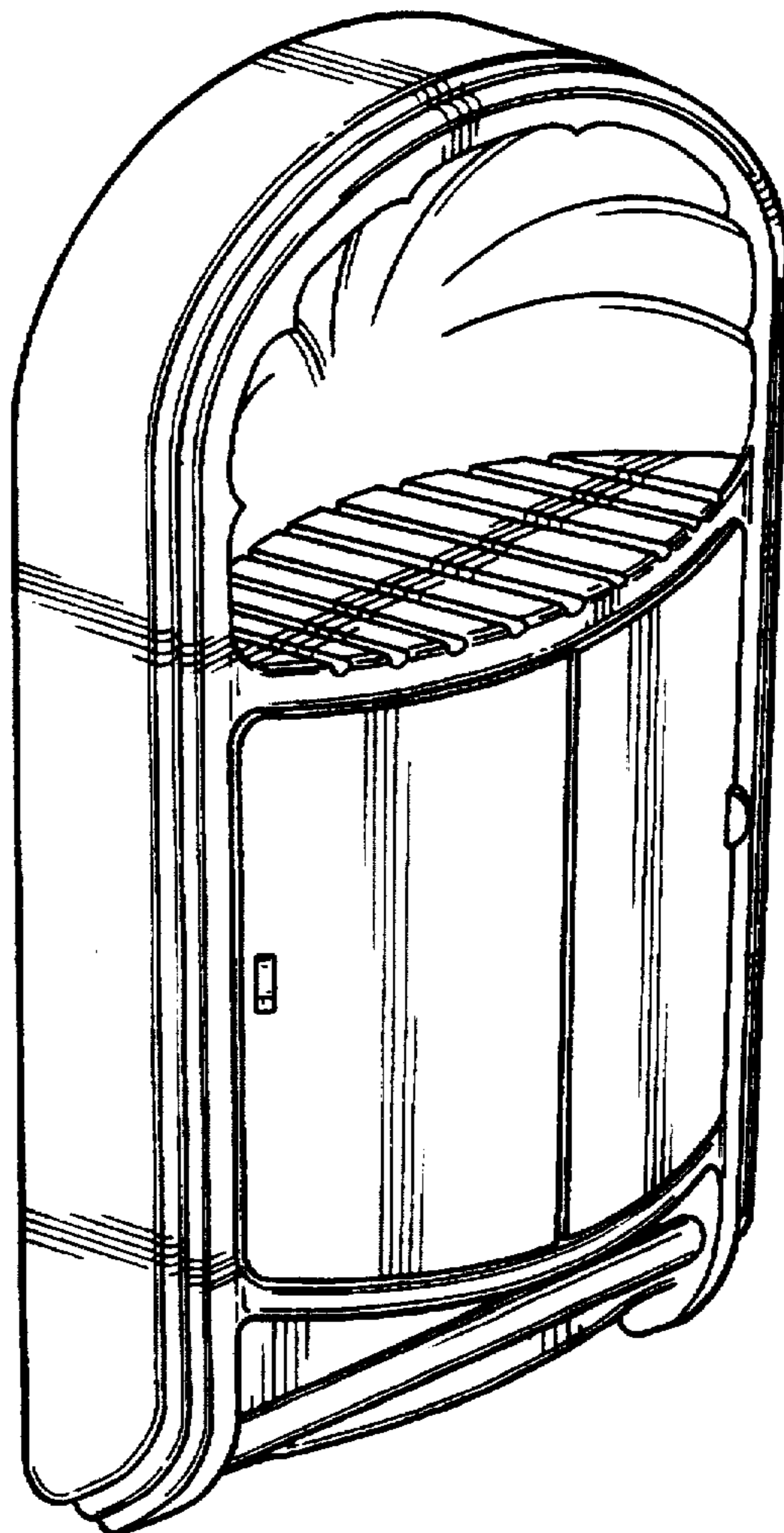
[57] **CLAIM**

The ornamental design for a cabinet, as shown and described.

DESCRIPTION

FIG. 1 is a perspective view of a cabinet showing my new design;
FIG. 2 is a front elevational view thereof;
FIG. 3 is a top plan view thereof;
FIG. 4 is a right side elevational view thereof; and,
FIG. 5 is a bottom plan view thereof.

1 Claim, 2 Drawing Sheets



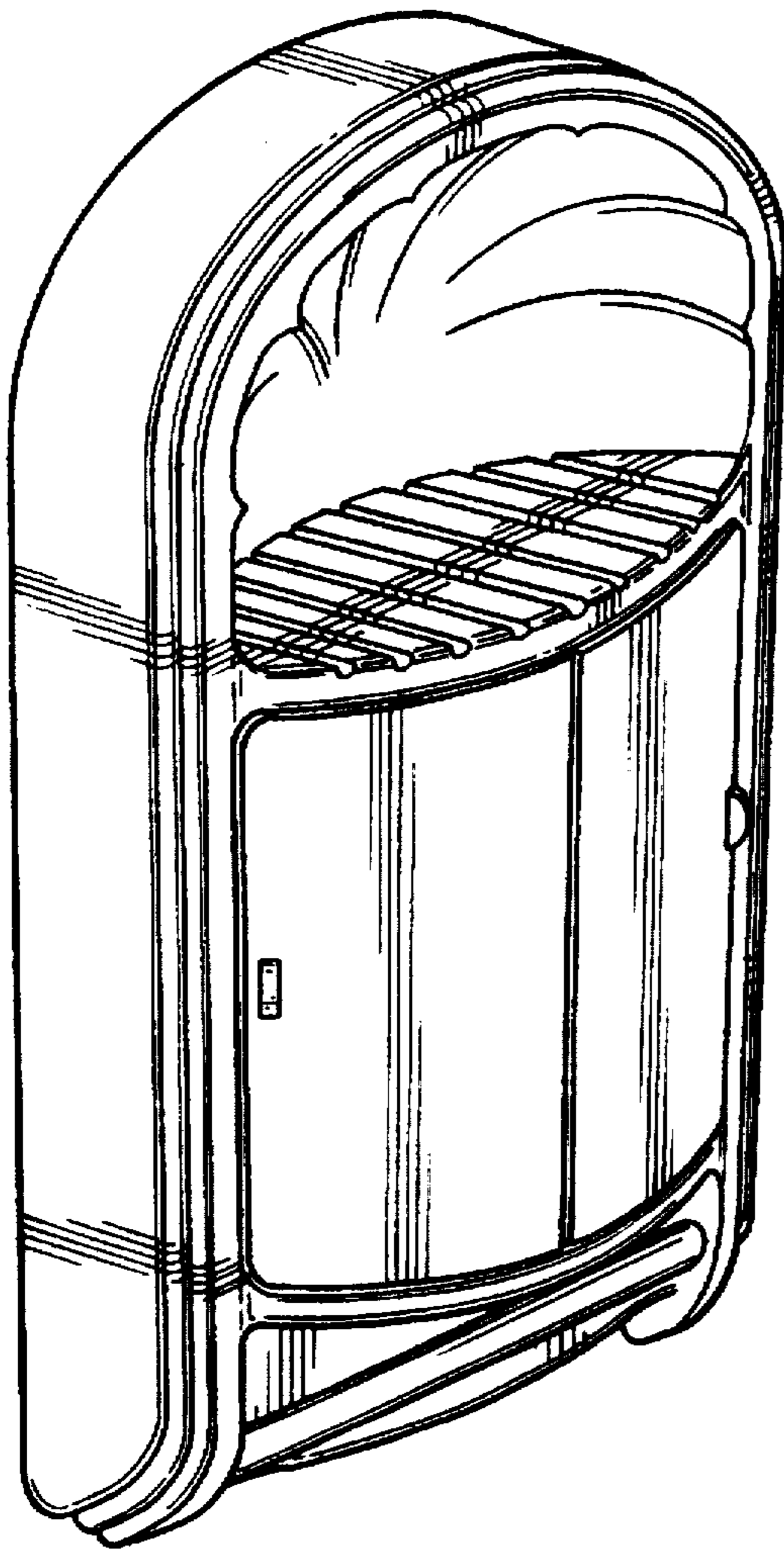


Fig-1




Fig-2

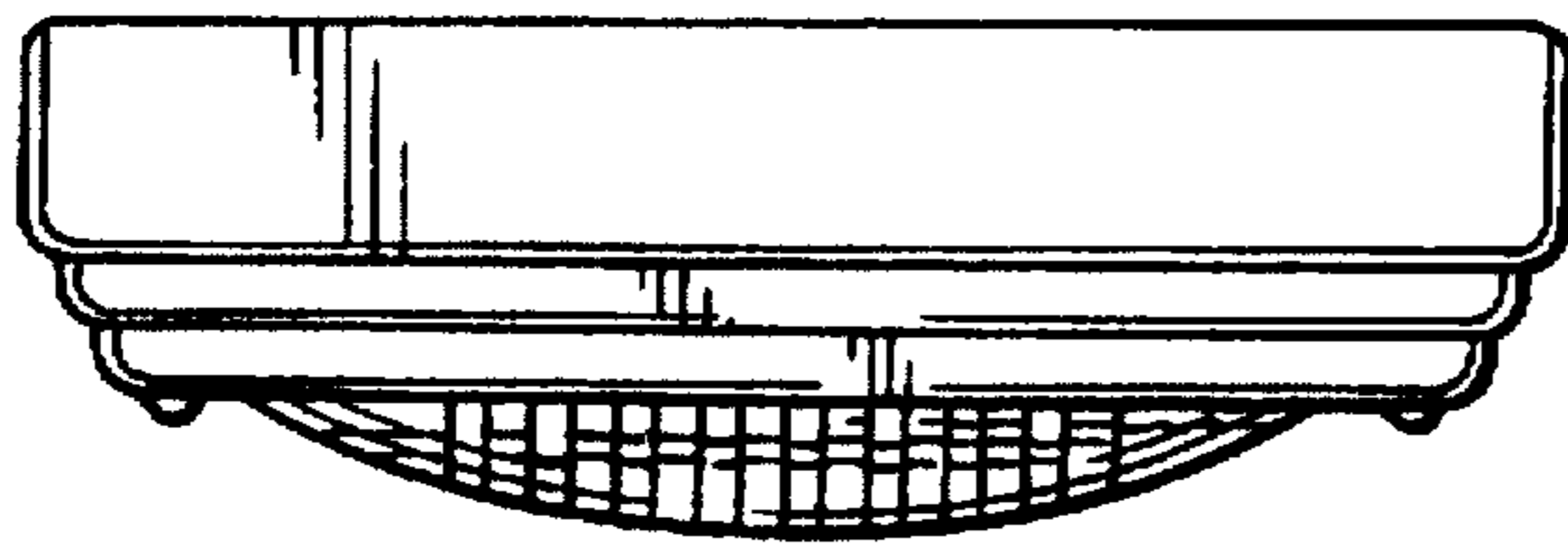


Fig-3

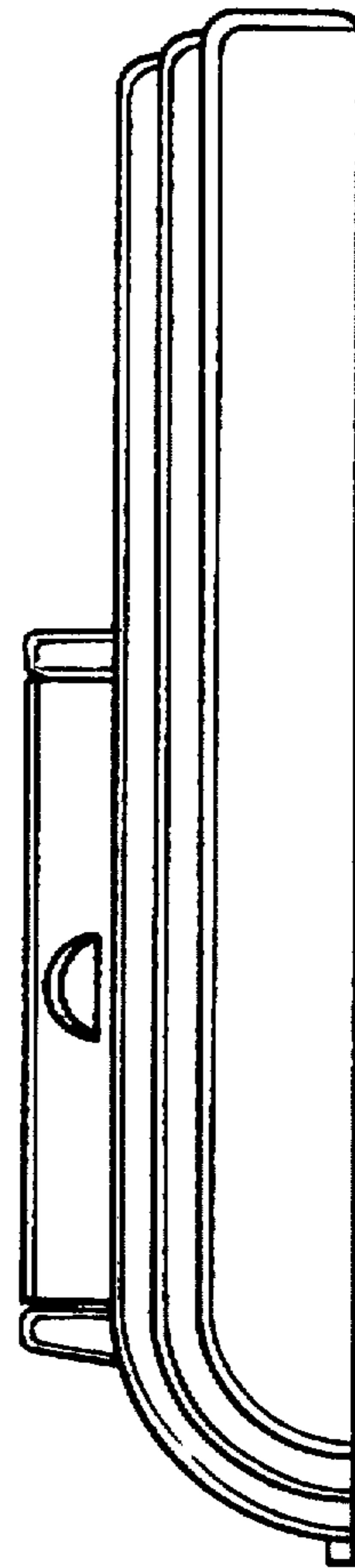


Fig-4

Fig-5

