



US00D396686S

# United States Patent [19]

Bay et al.

[11] Patent Number: **Des. 396,686**

[45] Date of Patent: **\*\*Aug. 4, 1998**

[54] **BATTERY FOR PORTABLE TELEPHONE**

D. 361,978 9/1995 Shirai et al. .... D13/103  
5,693,431 12/1997 Nierescher et al. .... 429/97

[75] Inventors: **Laurence A. Bay**, Lawrenceville;  
**Phillip J. Maggio, Jr.**, Suwanee;  
**William C. Stout, Jr.**, Lawrenceville,  
all of Ga.

*Primary Examiner*—Joel Sincavage  
*Attorney, Agent, or Firm*—Kelly A. Gardner

[73] Assignee: **Motorola, Inc.**, Schaumburg, Ill.

[57] **CLAIM**

[\*\*] Term: **14 Years**

The ornamental design for a battery for portable telephone,  
as shown and described.

[21] Appl. No.: **70,123**

**DESCRIPTION**

[22] Filed: **Apr. 30, 1997**

FIG. 1 is a top, front, right isometric view of a battery for a  
portable telephone showing our new design;

[51] **LOC (6) Cl.** ..... **13-02**

FIG. 2 is a top plan view thereof;

[52] **U.S. Cl.** ..... **D13/103**

FIG. 3 is a left elevational view thereof;

[58] **Field of Search** ..... D13/103, 118;  
429/9, 6, 100, 163, 176

FIG. 4 is a right elevational view thereof;

FIG. 5 is a front elevational view thereof; and,


FIG. 6 is a rear elevational view thereof.

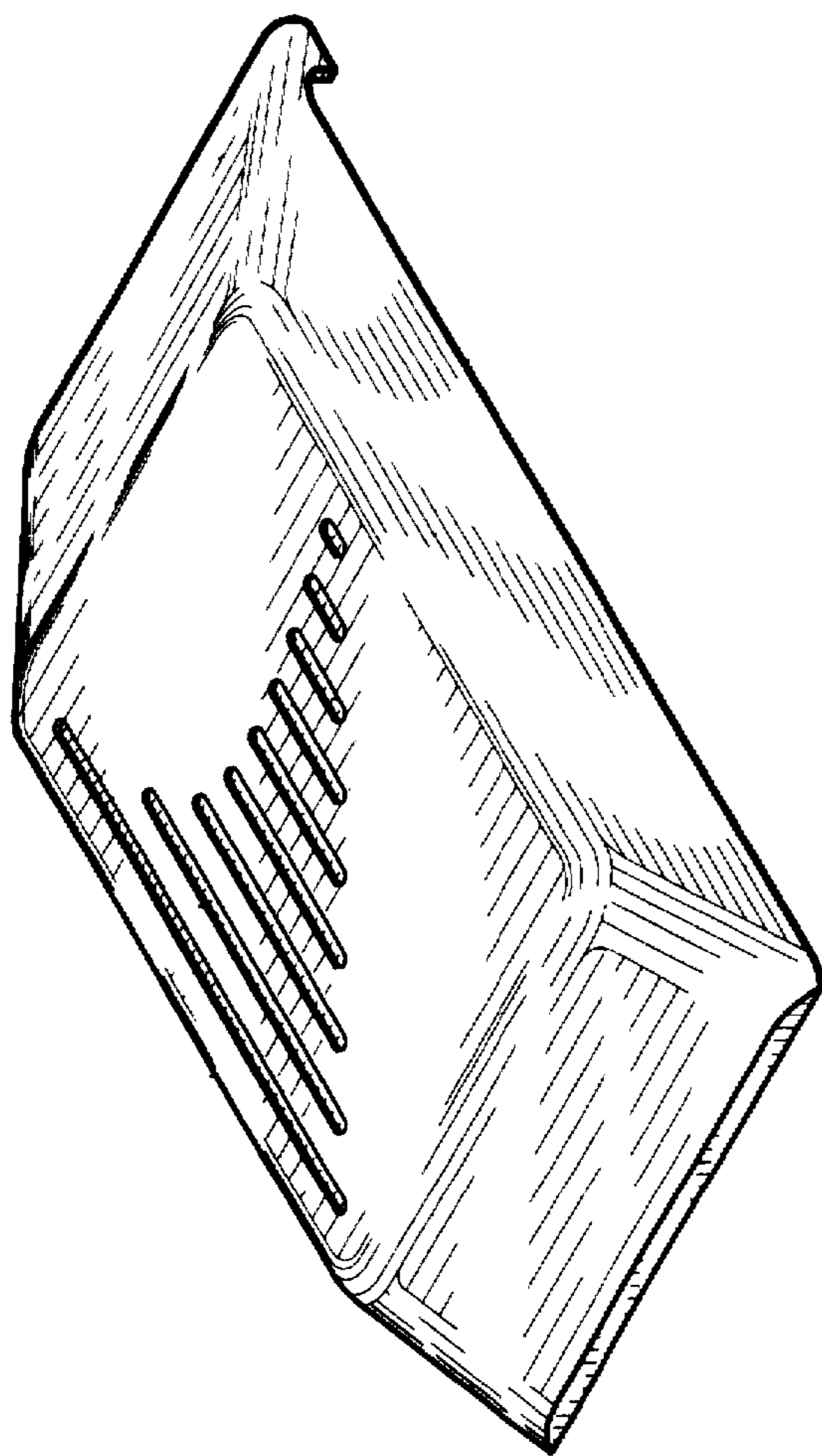
[56] **References Cited**

**U.S. PATENT DOCUMENTS**

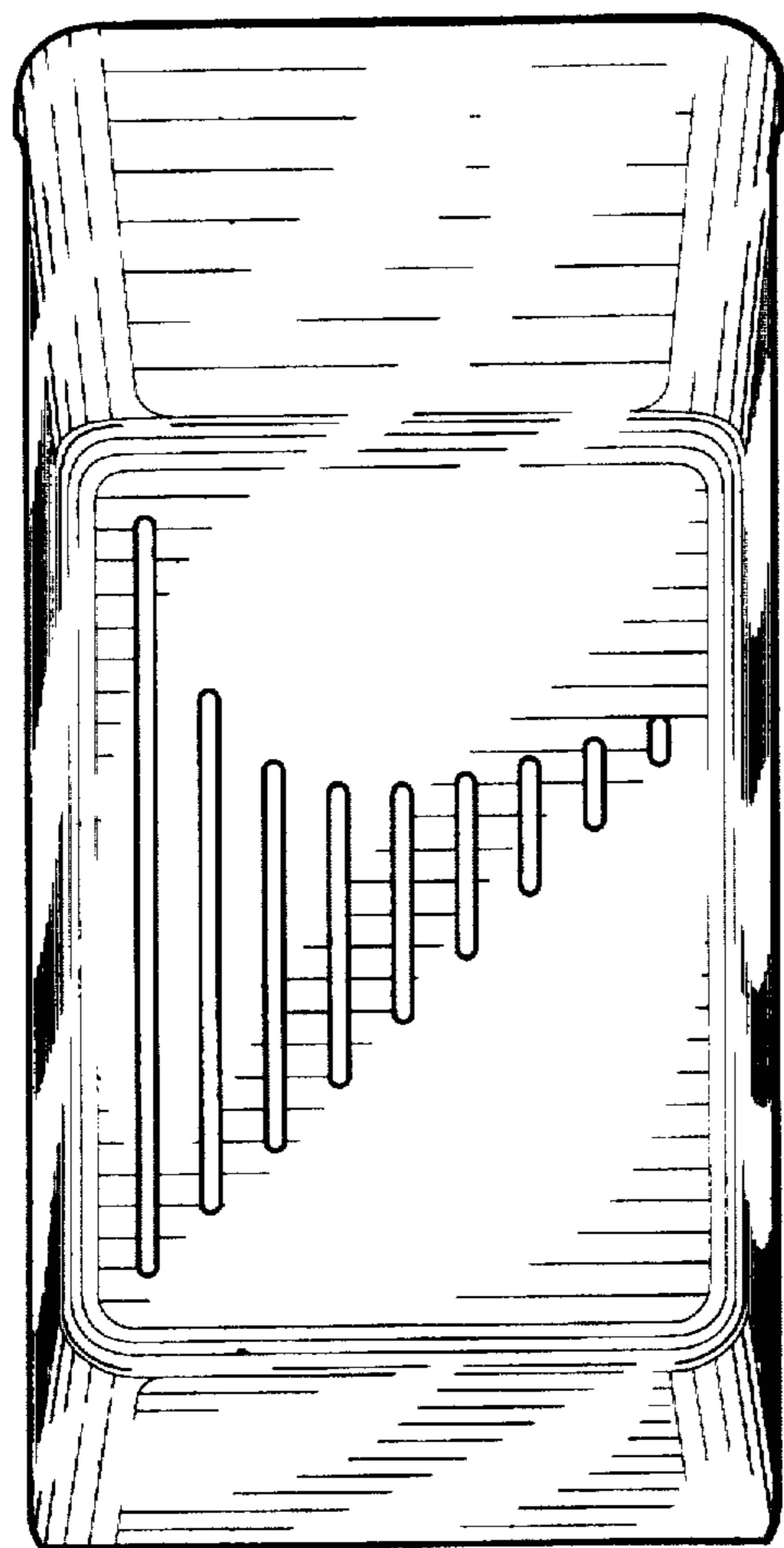
D. 305,717 1/1990 Soren et al. .... D13/103

**1 Claim, 4 Drawing Sheets**

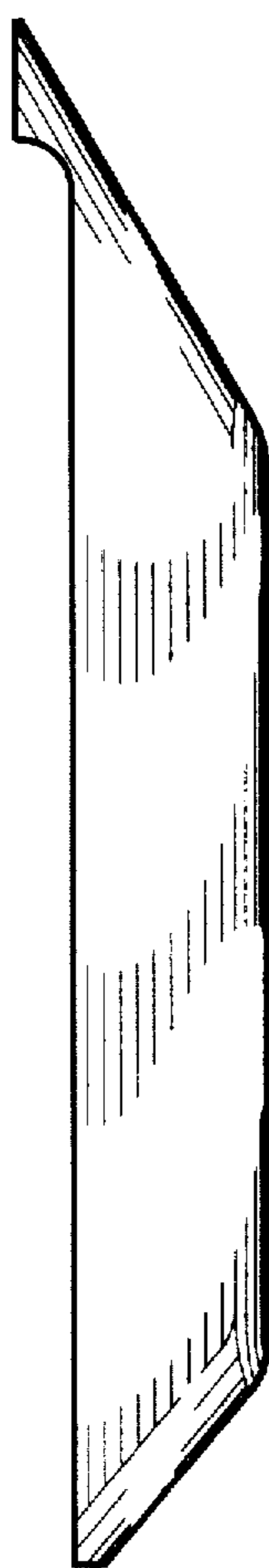





**FIG. 1**



**FIG. 2**



**FIG. 3**



**FIG. 4**



***FIG. 5***



***FIG. 6***