



US00D396682S

United States Patent [19]

Sacco et al.

[11] Patent Number: **Des. 396,682**

[45] Date of Patent: ****Aug. 4, 1998**

[54] **FRONT FACE OF A VEHICLE WHEEL**

[75] Inventors: **Bruno Sacco**, Sindelfingen; **Peter Pfeiffer**, Boblingen, both of Germany

[73] Assignee: **Daimler-Benz AG**, Stuttgart, Germany

[**] Term: **14 Years**

[21] Appl. No.: **74,557**

[22] Filed: **Aug. 7, 1997**

[30] **Foreign Application Priority Data**

Feb. 7, 1997 [DE] Germany 97 01 190.8

[51] **LOC (6) Cl.** **12-16**

[52] **U.S. Cl.** **D12/209**

[58] **Field of Search** D12/204-213;
301/64.1, 65, 37.1

[56] **References Cited**

U.S. PATENT DOCUMENTS

- D. 267,564 1/1983 Wright D12/211
- D. 361,547 8/1995 Weld D12/211
- D. 368,885 4/1996 Wagner D12/209
- D. 372,699 8/1996 Mantua D12/209

- D. 379,612 6/1997 Honarkhah D12/209
- D. 380,432 7/1997 Hettler D12/209
- D. 384,025 9/1997 Roesianto D12/209
- D. 384,320 9/1997 Bhabra D12/209

OTHER PUBLICATIONS

Road & Track, p. 148, See "Arbet Type II", Jul. 1995.

Primary Examiner—James Gandy

Assistant Examiner—Stacia Sinuik

Attorney, Agent, or Firm—Evenson McKeown Edwards & Lenahan, PLLC

[57] **CLAIM**

The ornamental design for a front face of a vehicle wheel, as shown and described.

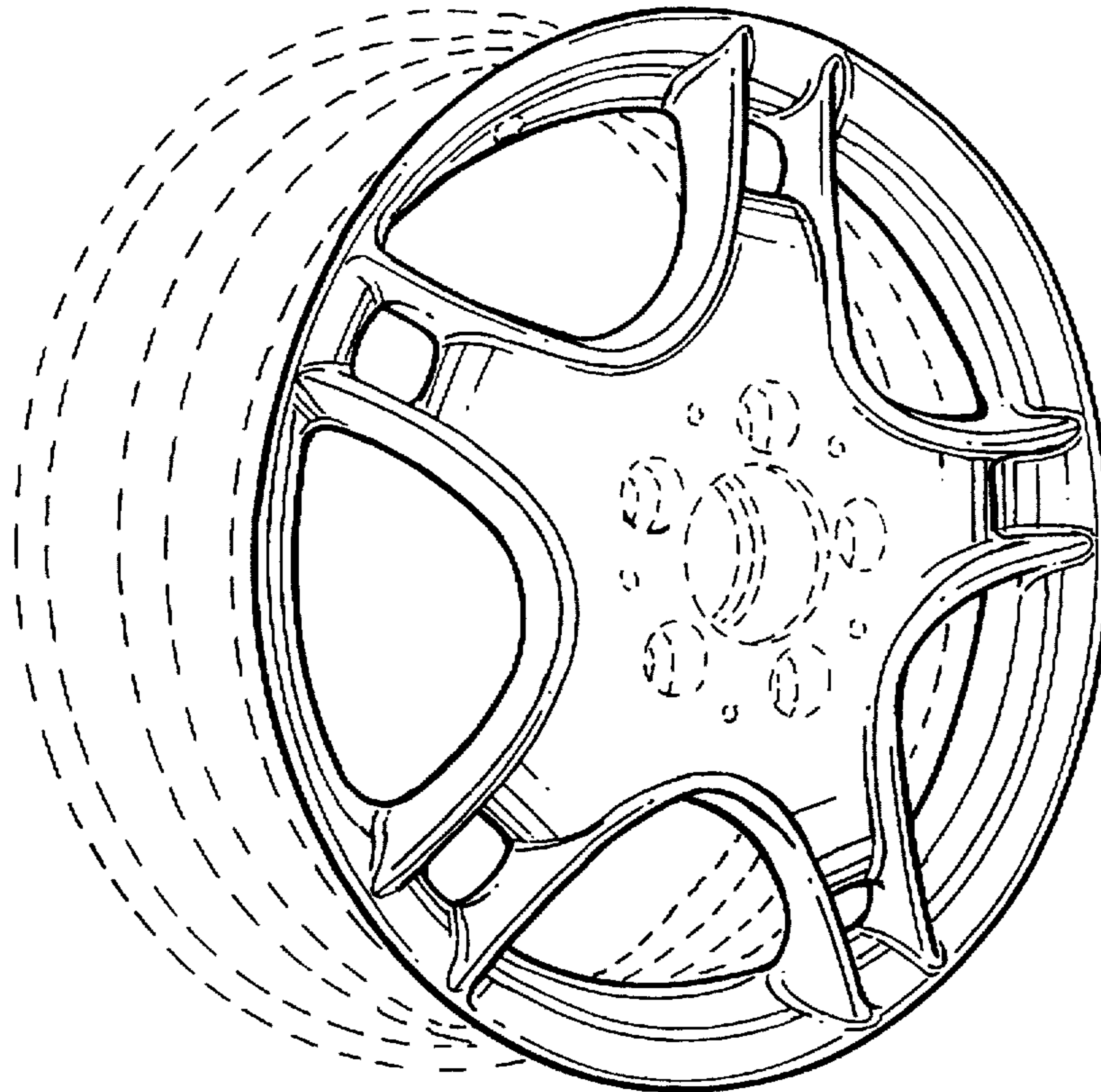
DESCRIPTION

FIG. 1 is a front view of a front face of a vehicle wheel according to our novel design;

FIG. 2 is a perspective view of the front face of a vehicle wheel; and,

FIG. 3 is a section view taken along line 3—3 of FIG. 1. Features shown in dash lines depict the environment and do not form part of the claimed design.

1 Claim, 2 Drawing Sheets



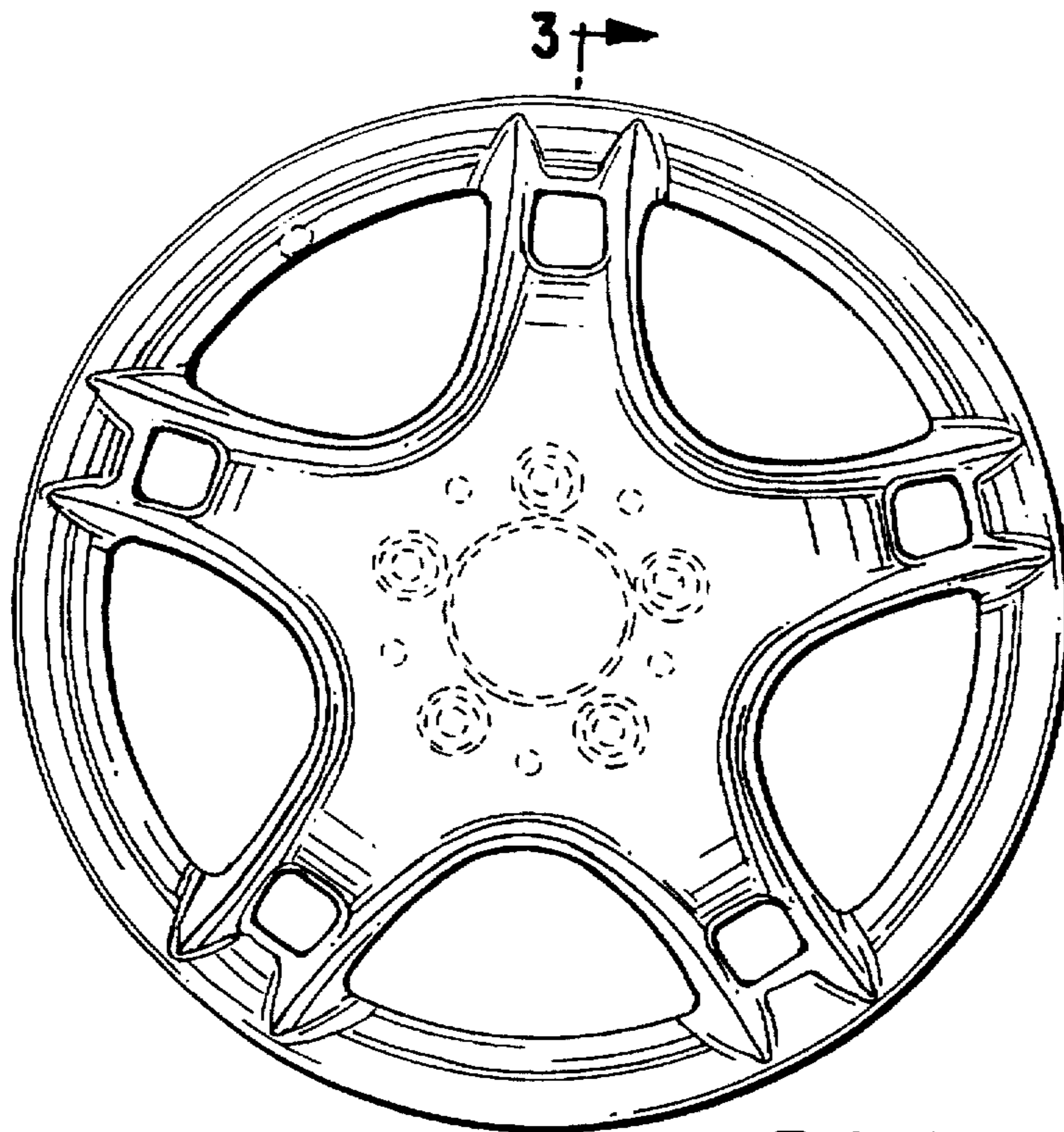


FIG. 1

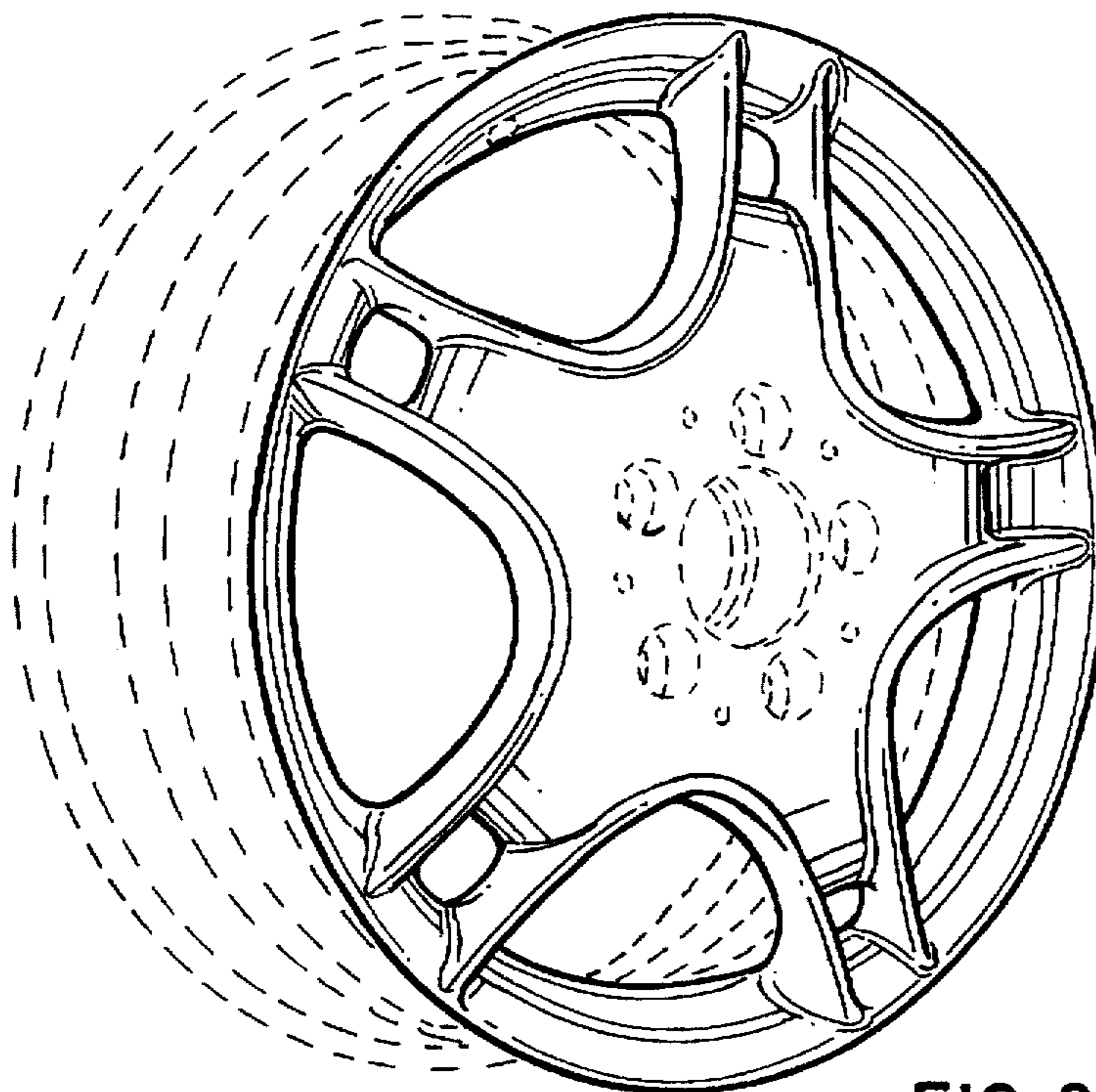


FIG. 2

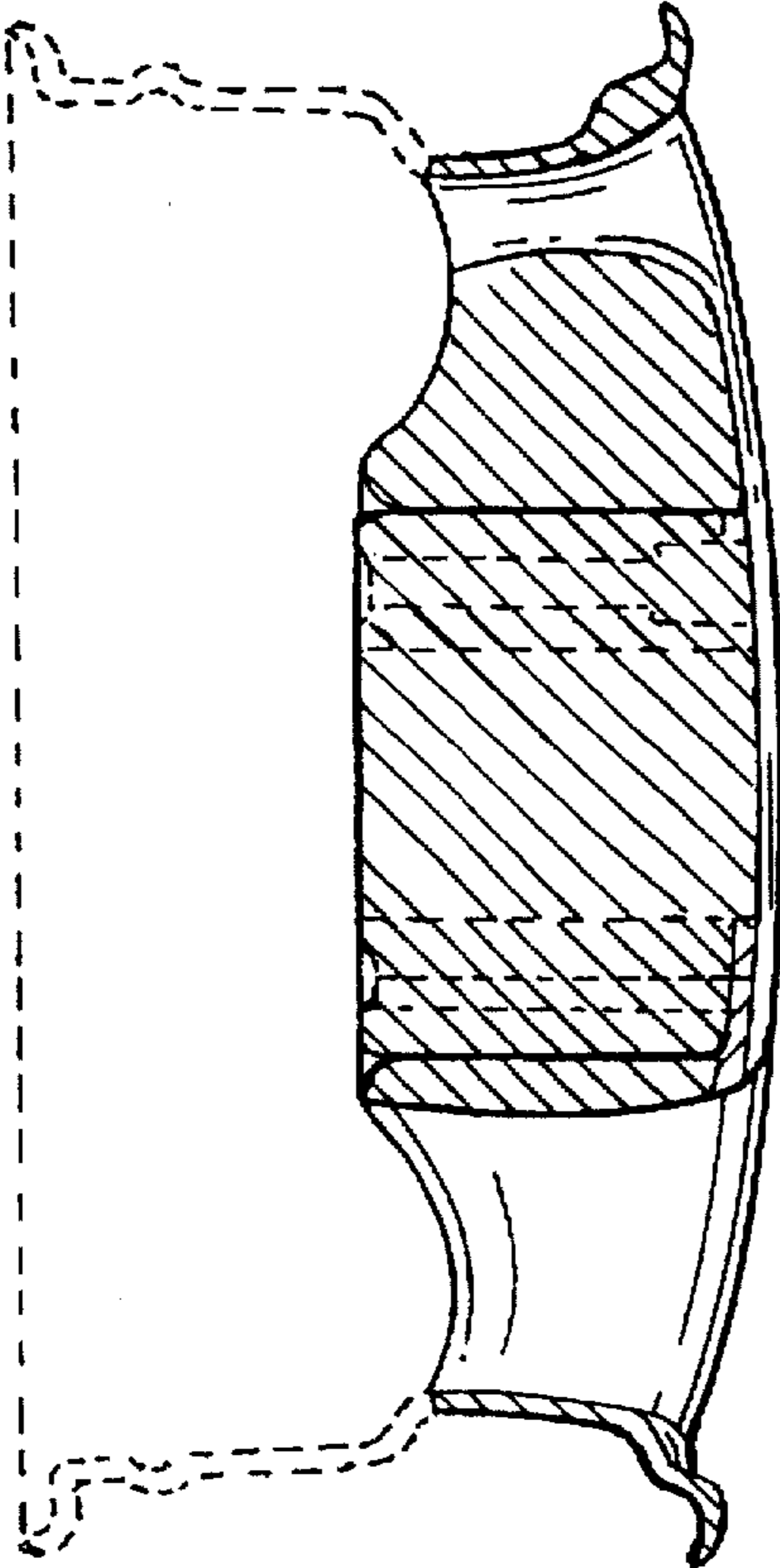


FIG. 3