

US00D396675S

United States Patent [19] Johanning et al.

[11] Patent Number: **Des. 396,675**
[45] Date of Patent: ****Aug. 4, 1998**

[54] TIRE TREAD

[75] Inventors: **Christopher Paul Johanning,**
Wadsworth; **Randall Raymond Brayer,**
North Canton; **Terry John Waibel,**
Wadsworth, all of Ohio

[73] Assignee: **The Goodyear Tire & Rubber**
Company, Akron, Ohio

[**] Term: **14 Years**

[21] Appl. No.: **66,215**

[22] Filed: **Feb. 5, 1997**

[51] LOC (6) Cl. **12-15**

[52] U.S. Cl. **D12/147**

[58] Field of Search D12/136, 138,
D12/140-152; 152/209 A, 209 B, 209 D,
209 R

[56] References Cited

U.S. PATENT DOCUMENTS

D. 283,499	4/1986	Hammond	D12/146
D. 307,120	4/1990	Ingley et al.	D12/146
D. 310,985	10/1990	Covert et al.	D12/147
D. 339,776	9/1993	Hayakawa et al.	D12/147
D. 344,918	3/1994	Graas	D12/147
D. 354,029	1/1995	Voigt et al.	D12/147
D. 363,456	10/1995	Graas et al.	D12/151
D. 370,196	5/1996	Graas et al.	D12/147
5,213,641	5/1993	Tsuda et al.	152/209 A
5,435,366	7/1995	Voigt et al.	152/209 R

FOREIGN PATENT DOCUMENTS

60-169304	9/1985	Japan	D12/147 X
-----------	--------	-------	-------	-----------

OTHER PUBLICATIONS

Kormoran Winter Tire, 1996 Tread Design Guide, p. 41, Feb. 1996.

Merit DH60 Tire, 1996 Tread Design Guide, p. 48, Feb. 1996.

Nokian NRH Tire, 1996 Tread Design Guide, p. 55, Feb. 1996.

Riken Symex MR-V Tire, 1996 Tread Design Guide, p. 62, Feb. 1996.

Hankook Ventus Plus 4 Tire, Tire Review Magazine, p. 67, Jan. 1995.

Primary Examiner—James Gandy

Assistant Examiner—Robert M. Spear

Attorney, Agent, or Firm—T. P. Lewandowski

[57] CLAIM

The ornamental design for a tire tread, as shown and described.

DESCRIPTION

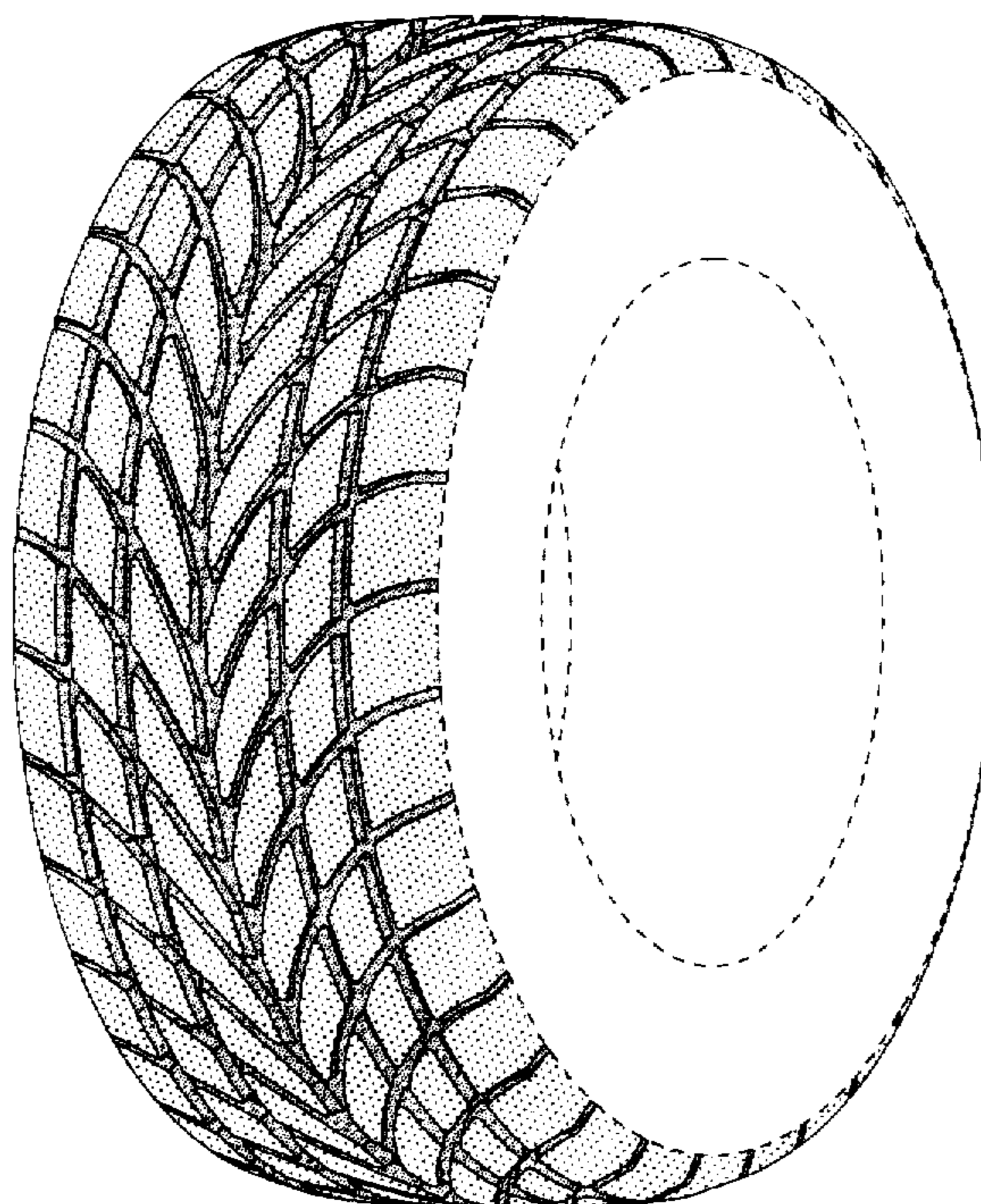
FIG. 1 is a perspective view of a tire tread, it being understood that the pattern repeats uniformly throughout the circumference of the tread;

FIG. 2 is a front elevational view thereof; and,

FIG. 3 is a side elevational view thereof, the opposite side elevational view being a mirror image thereof.

In the drawings, the broken lines defining the inner bead of the sidewall and the peripheral boundary between the tire tread and the sidewall are for illustrative purposes only and form no part of the claimed design.

1 Claim, 3 Drawing Sheets



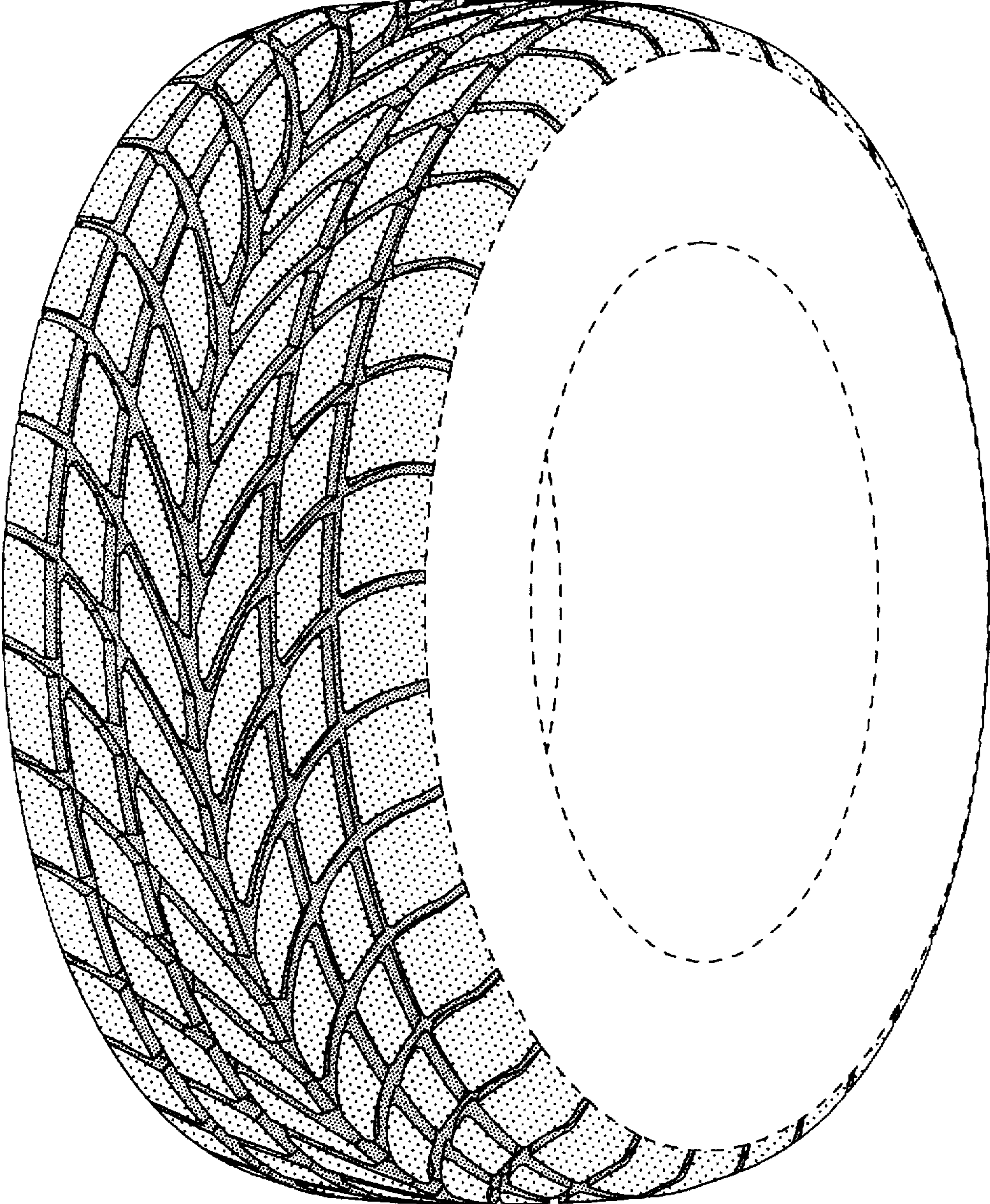


FIG-1




FIG-2

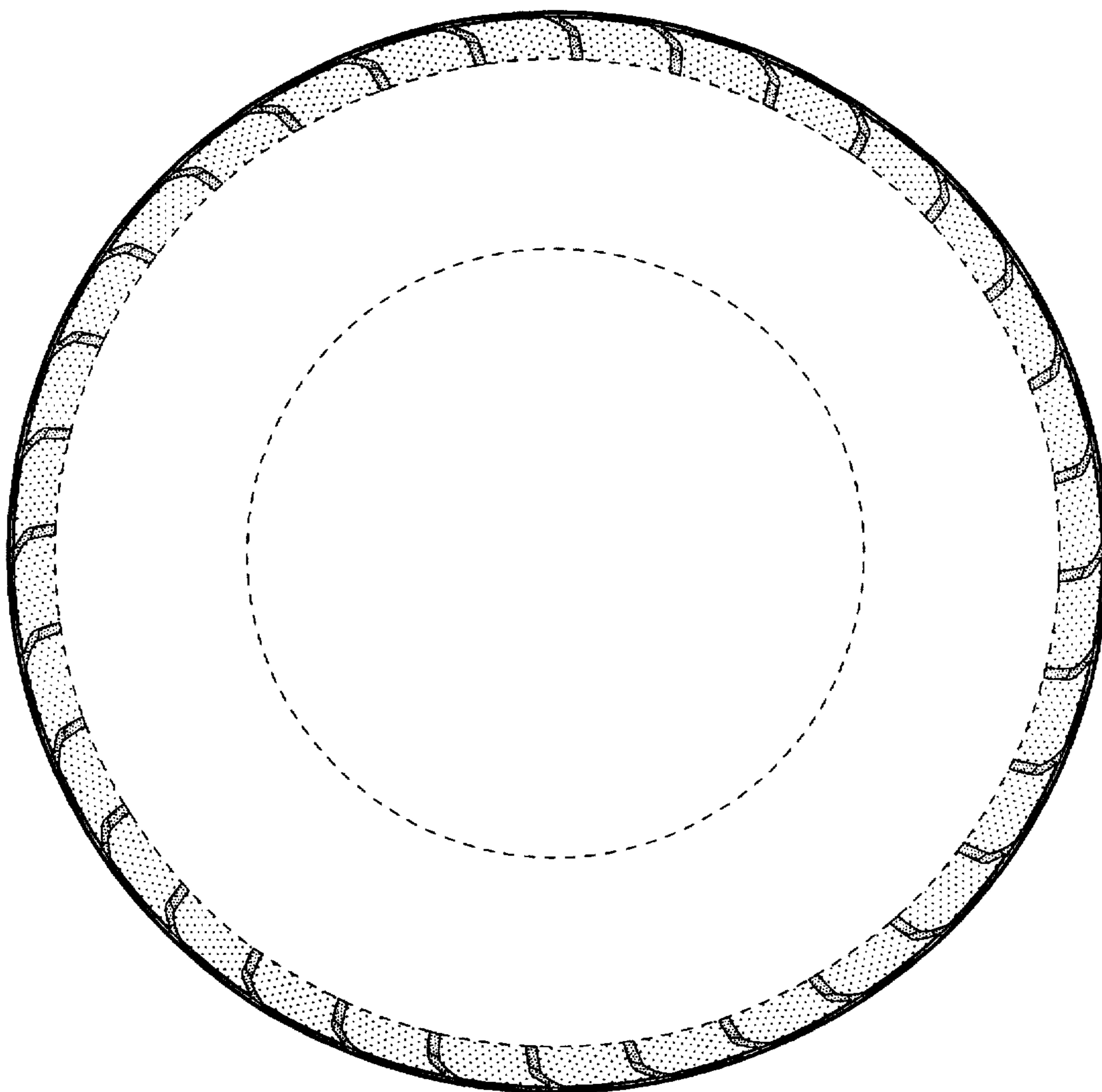


FIG-3