



US00D396666S

# United States Patent [19]

Allen

[11] Patent Number: **Des. 396,666**

[45] Date of Patent: **\*\*Aug. 4, 1998**

[54] **VEHICLE BODY**

[75] Inventor: **Mark T. Allen**, Troy, Mich.

[73] Assignee: **Chrysler Corporation**, Auburn Hills, Mich.

[\*\*] Term: **14 Years**

[21] Appl. No.: **62,515**

[22] Filed: **Nov. 18, 1996**

[51] **LOC (6) Cl.** ..... **12-08**

[52] **U.S. Cl.** ..... **D12/98; D12/93**

[58] **Field of Search** ..... **D12/98, 93, 96; 296/183, 24.1, 37.6**

### [56] **References Cited**

#### **U.S. PATENT DOCUMENTS**

- D. 318,034 7/1991 Moriarty et al. .... D12/98
- D. 369,991 5/1996 Hunter et al. .... D12/98
- D. 373,979 9/1996 Starr et al. .... D12/98

#### **OTHER PUBLICATIONS**

- Road & Track, Jun. 1996, p. D, the Dodge Ram Indy Special Truck.
- Road & Track Sep. 1996, p. 81, the 510 Chevy Truck.

*Primary Examiner*—Melody N. Brown  
*Attorney, Agent, or Firm*—Mark P. Calcaterra

### [57] **CLAIM**

The ornamental design for a vehicle body, as shown and described.

### **DESCRIPTION**

FIG. 1 is a front perspective view of a vehicle body showing my new design;

FIG. 2 is a rear perspective view of the vehicle body of FIG. 1;

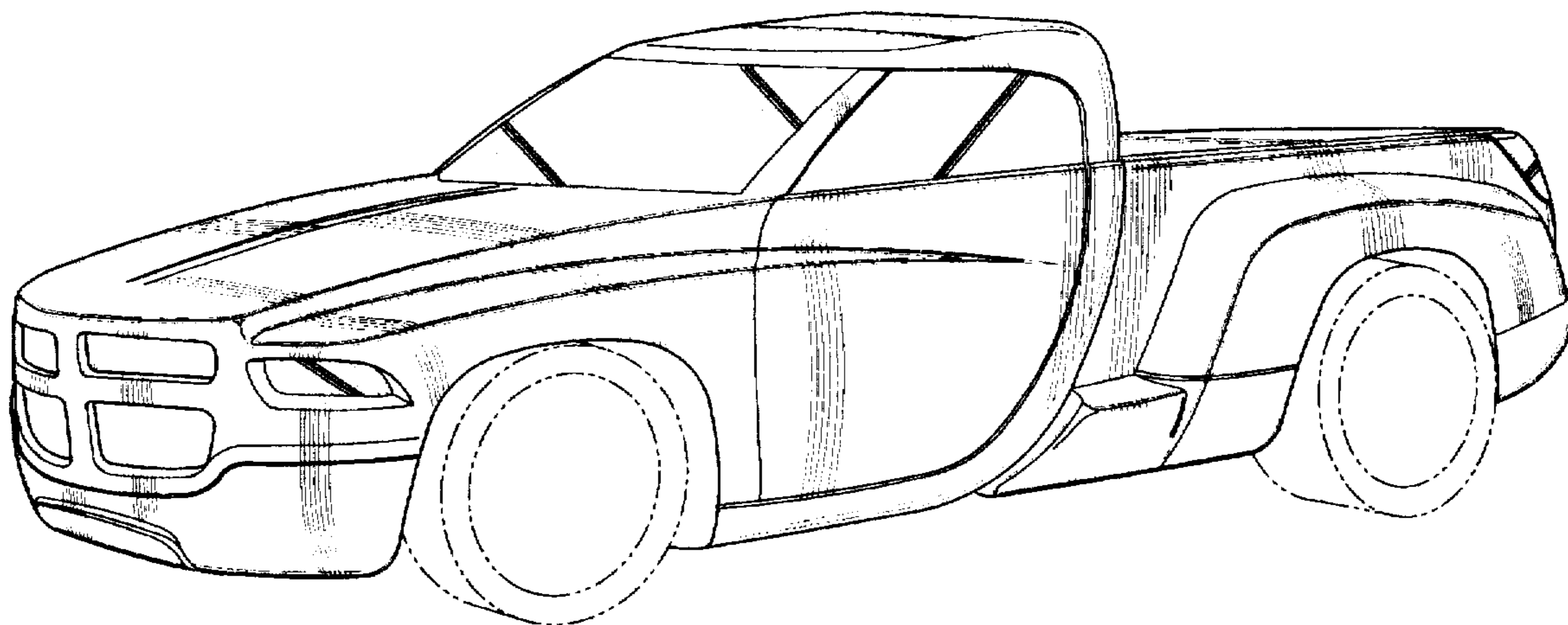
FIG. 3 is a side view of the vehicle body FIG. 1; and,

FIG. 4 is a front view of the vehicle body of FIG. 1.

It will be understood that the roof of the vehicle body is plain and unornamented.

It will be understood that the broken line of the tires and wheels throughout the drawings is for illustrative purposes only and forms no part of the subject design.

**1 Claim, 4 Drawing Sheets**



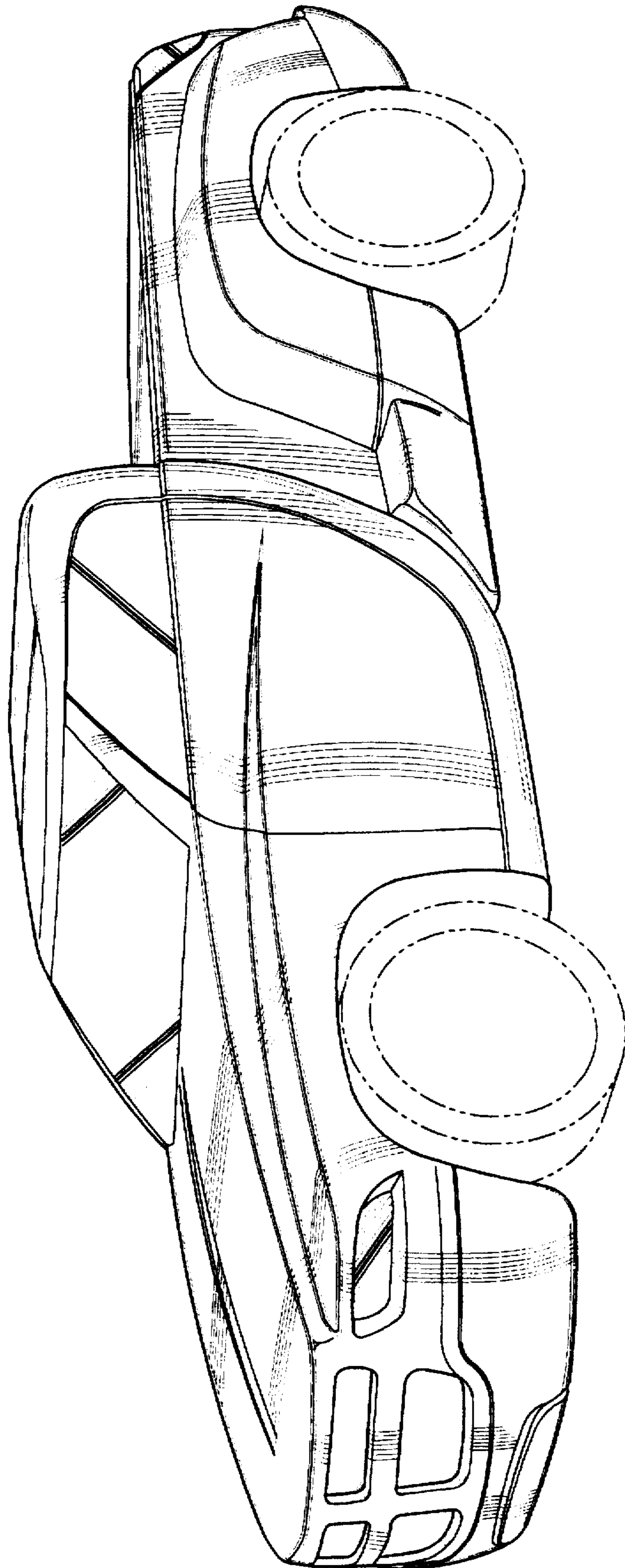


Fig--1

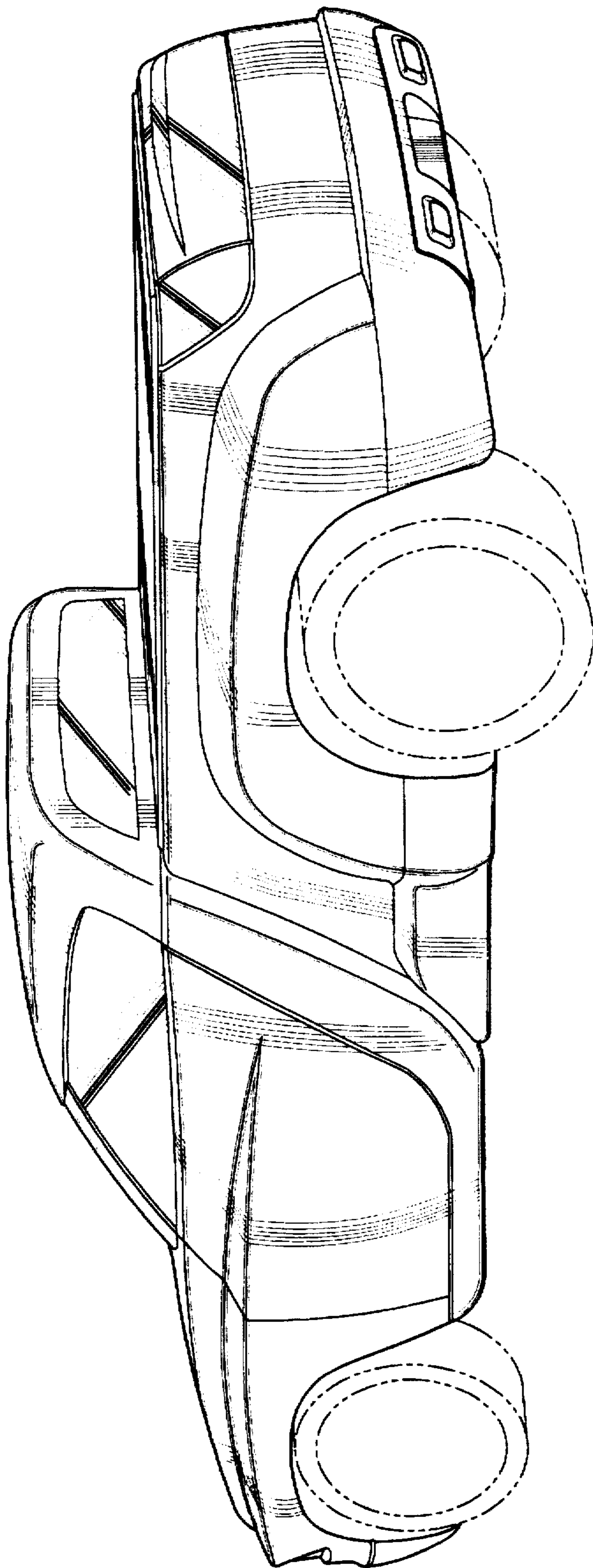


Fig-2

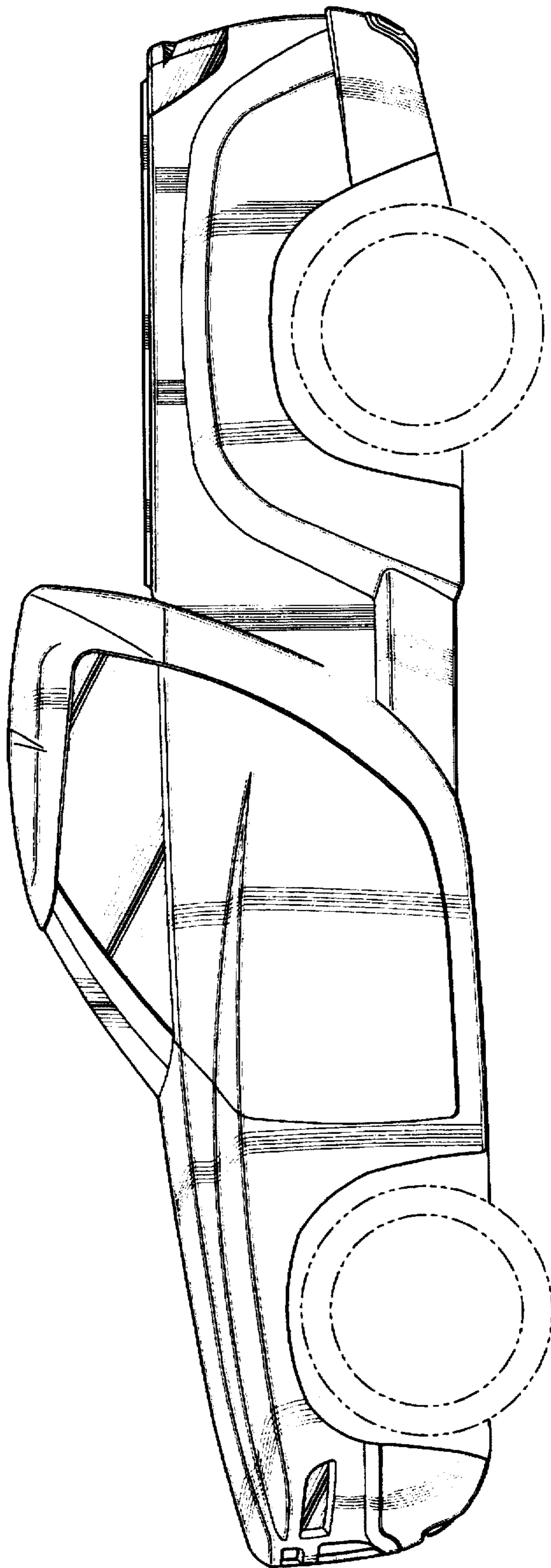


Fig-3






Fig-4