

US00D396664S

United States Patent [19]

Boniface et al.

[11] Patent Number: **Des. 396,664**

[45] Date of Patent: ****Aug. 4, 1998**

[54] AUTOMOBILE BODY

[75] Inventors: **Robert E. Boniface**, Royal Oak; **John D. Bucci**, Rochester Hills; **David C. McKinnon**, Birmingham; **K. Neil Walling**, Leonard; **Ernest J. Barry**, Clarkston; **Donald A. Renkert**, Royal Oak; **Lance R. Wagner**, Lake Orion; **Joel Baccus**, Shelby; **Robert McMahan**, Royal Oak, all of Mich.; **William L. Chergosky**, Carlsbad, Calif.

[73] Assignee: **Chrysler Corporation**, Auburn Hills, Mich.

[**] Term: **14 Years**

[21] Appl. No.: **64,481**

[22] Filed: **Jan. 2, 1997**

[51] LOC (6) Cl. **12-08**

[52] U.S. Cl. **D12/92**

[58] Field of Search **D12/90-92; 296/185**

[56] References Cited

U.S. PATENT DOCUMENTS

D. 326,435	5/1992	Park	D12/92
D. 345,324	3/1994	Bucci et al.	D12/92
D. 370,876	6/1996	Santoro et al.	D12/92
D. 373,333	9/1996	Ishibashi et al.	D12/92
D. 379,946	6/1997	Tanabe et al.	D12/92

OTHER PUBLICATIONS

Motor Trend, Jul. 1988, p. 9, Nissan Silvia, bottom of page.
Road & Track, Apr. 1990, p. 91, Eagle Optima Automobile, top of page.

Road & Track, Dec. 1991, p. 50, Ford Sierra Fastback Automobile, third photograph down from top right side of page.

Primary Examiner—Melody N. Brown
Attorney, Agent, or Firm—Mark P. Calcaterra

[57] CLAIM

The ornamental design for an automobile body, as shown and described.

DESCRIPTION

FIG. 1 is a front and left side perspective view of an automobile body showing my our design;


FIG. 2 is a rear and right side perspective view of the automobile body of FIG. 1;

FIG. 3 is a left side, it being understood that the opposite side to that shown is a substantial mirror image thereof;

FIG. 4 is a front view of the automobile body of FIG. 1; and, FIG. 5 is a rear view the automobile body of FIG. 1.

It will be understood that the roof of the automobile body is plain and unornamented, and further that the broken line showing on the tires and wheels throughout the views is for illustrative purposes only and forms no part of the claimed design.

1 Claim, 4 Drawing Sheets



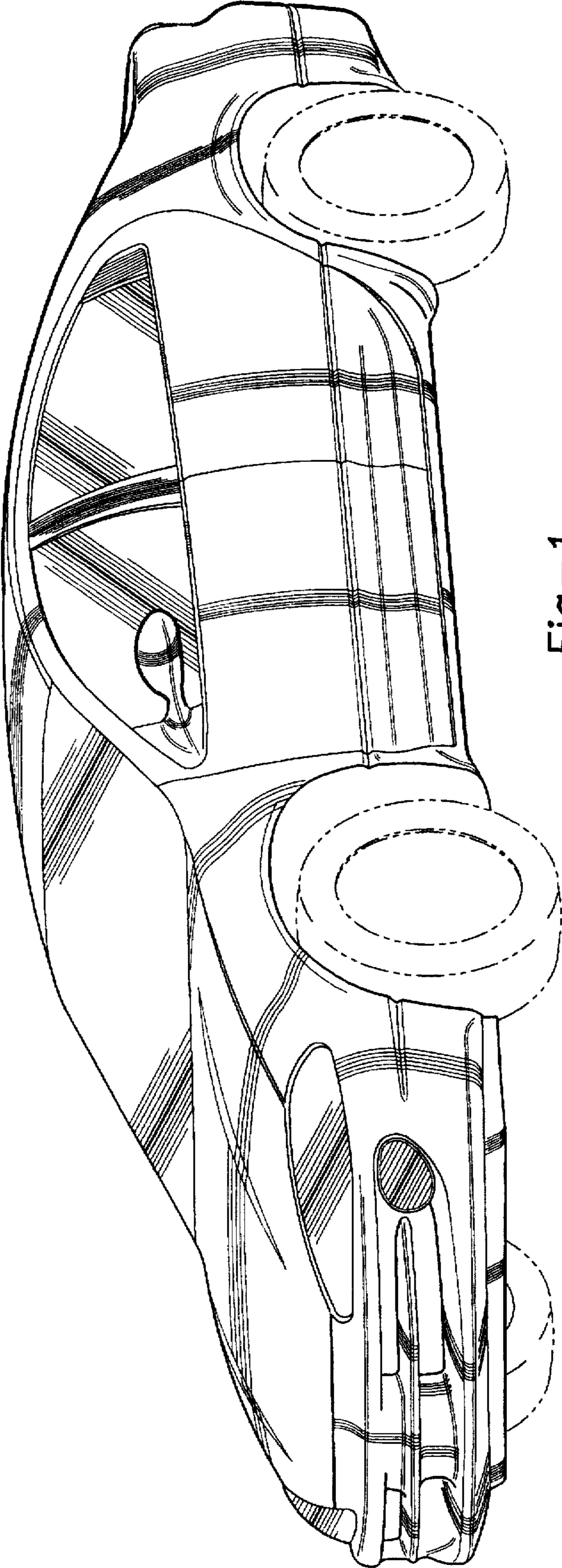


Fig-1

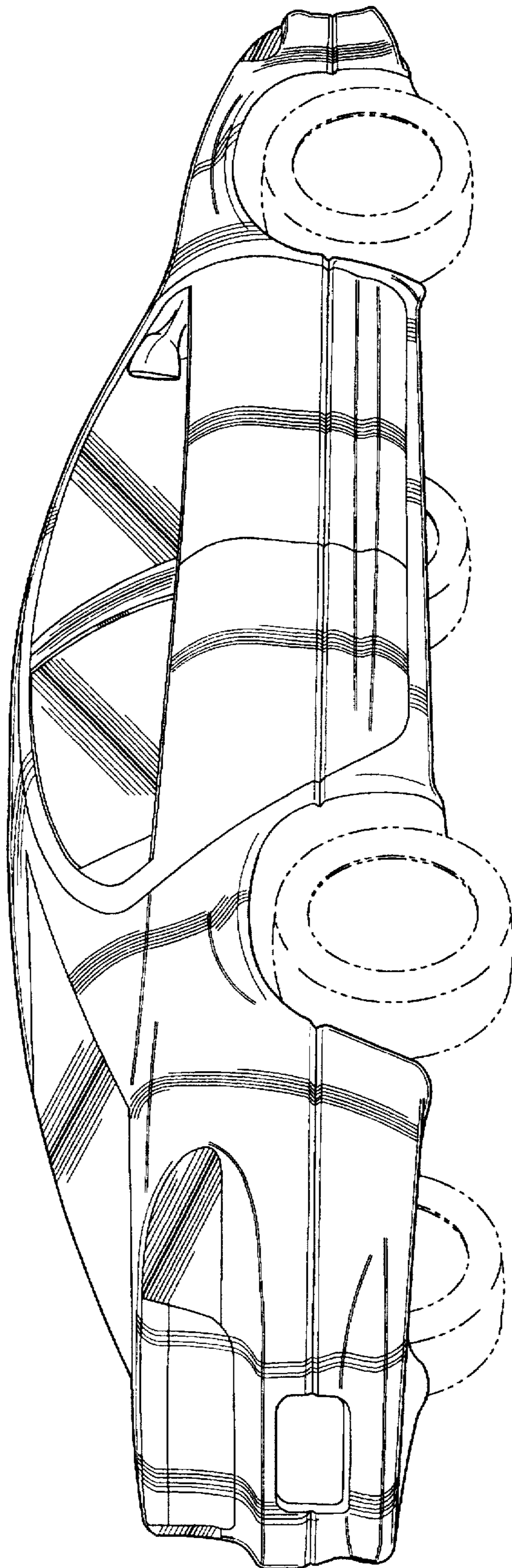


Fig-2

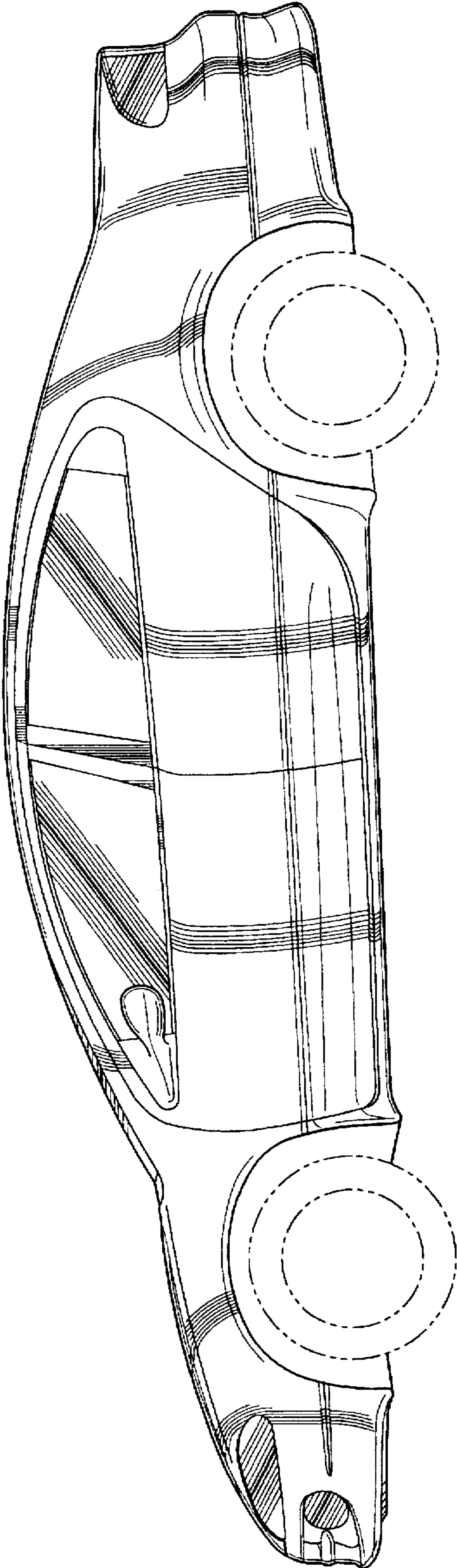


Fig-3

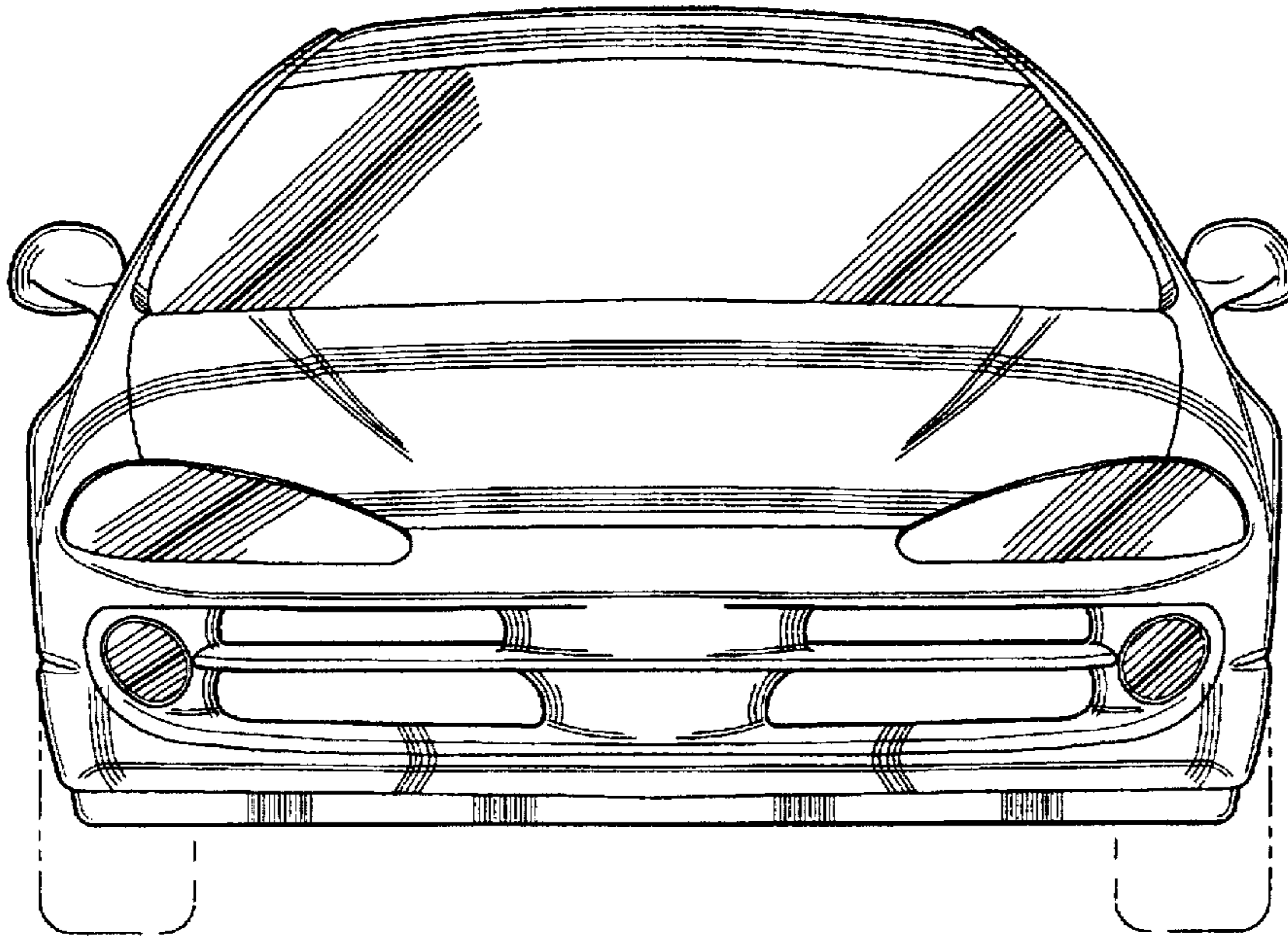


Fig-4

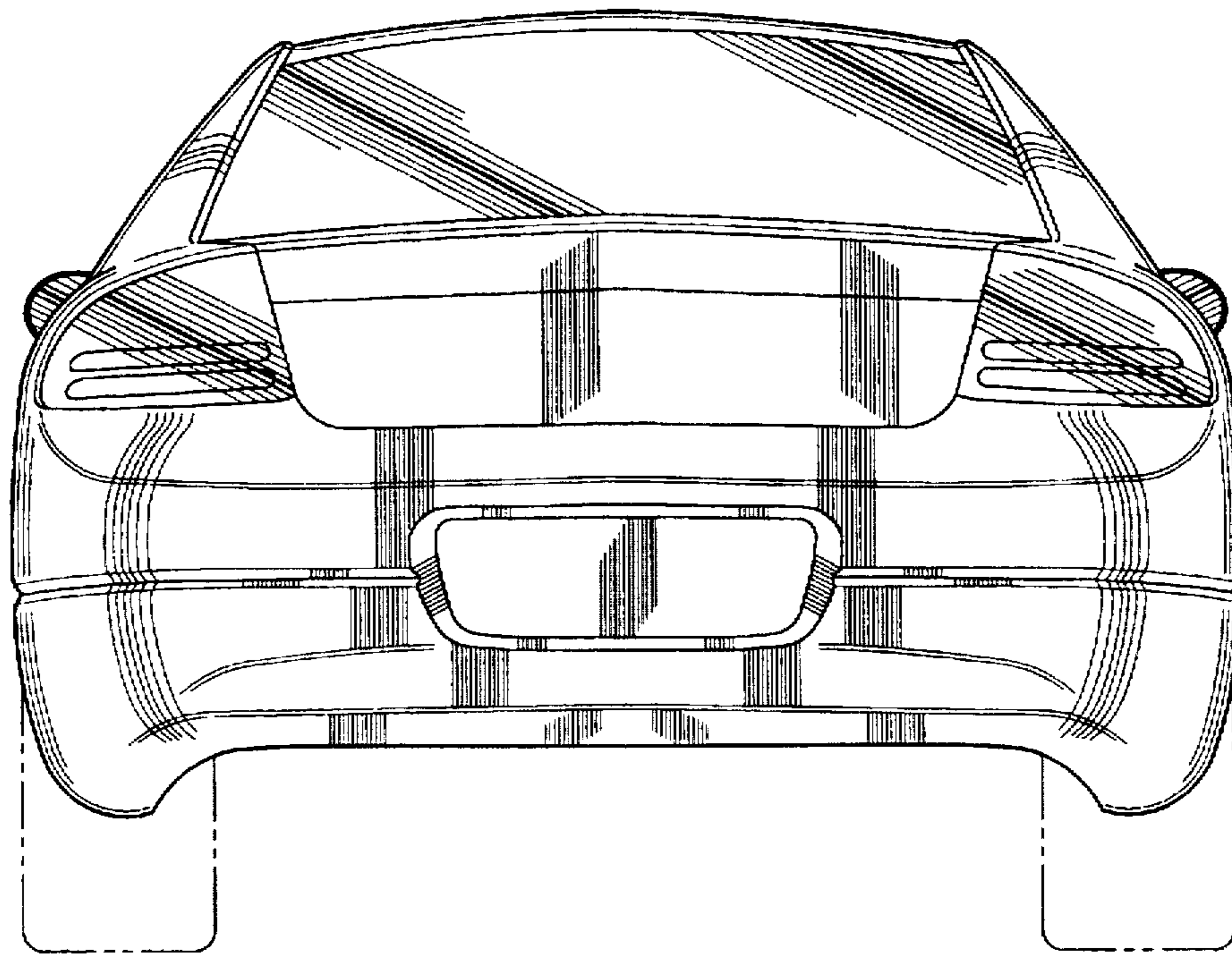


Fig-5