



US00D396663S

# United States Patent [19]

Trostle et al.

[11] Patent Number: **Des. 396,663**

[45] Date of Patent: **\*\*Aug. 4, 1998**

[54] **VEHICLE BODY**

[75] Inventors: **Mark C. Trostle**, Royal Oak; **Darrel L. Morley**, Birmingham; **William A. Dayton**, Northville; **K. Neil Walling**, Leonard, all of Mich.

[73] Assignee: **Chrysler Corporation**, Auburn Hills, Mich.

[\*\*] Term: **14 Years**

[21] Appl. No.: **45,879**

[22] Filed: **Nov. 1, 1995**

[51] LOC (6) Cl. .... **12-08**

[52] U.S. Cl. .... **D12/92**

[58] Field of Search ..... **D12/90-92; 296/185**

[56] **References Cited**

**U.S. PATENT DOCUMENTS**

- D. 283,603 4/1986 Reed et al. .... D12/90
- D. 289,626 5/1987 Villard ..... D12/92

- D. 294,337 2/1988 Reed et al. .... D12/90
- D. 338,638 8/1993 Lagaay ..... D12/91

*Primary Examiner*—Melody N. Brown  
*Attorney, Agent, or Firm*—Mark P. Calcaterra

[57] **CLAIM**

The ornamental design for a vehicle body, as shown and described.

**DESCRIPTION**

FIG. 1 is a front perspective view of a vehicle body showing our new design;

FIG. 2 is a rear perspective view thereof;


FIG. 3 is a left side view thereof, it being understood that the side opposite to that shown is a substantial mirror image thereof;

FIG. 4 is a front view thereof; and,

FIG. 5 is a rear view thereof.

It will be understood that the broken lines showing of wheels and tires throughout the drawings is for illustrative purposes only and forms no part of the claimed design.

**1 Claim, 4 Drawing Sheets**



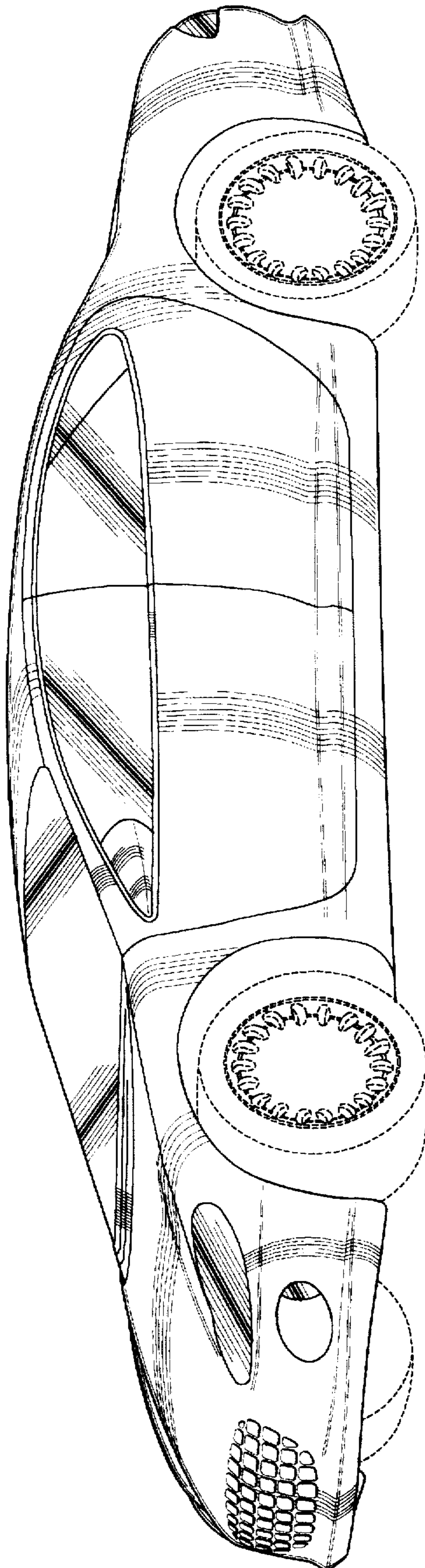


Fig-1

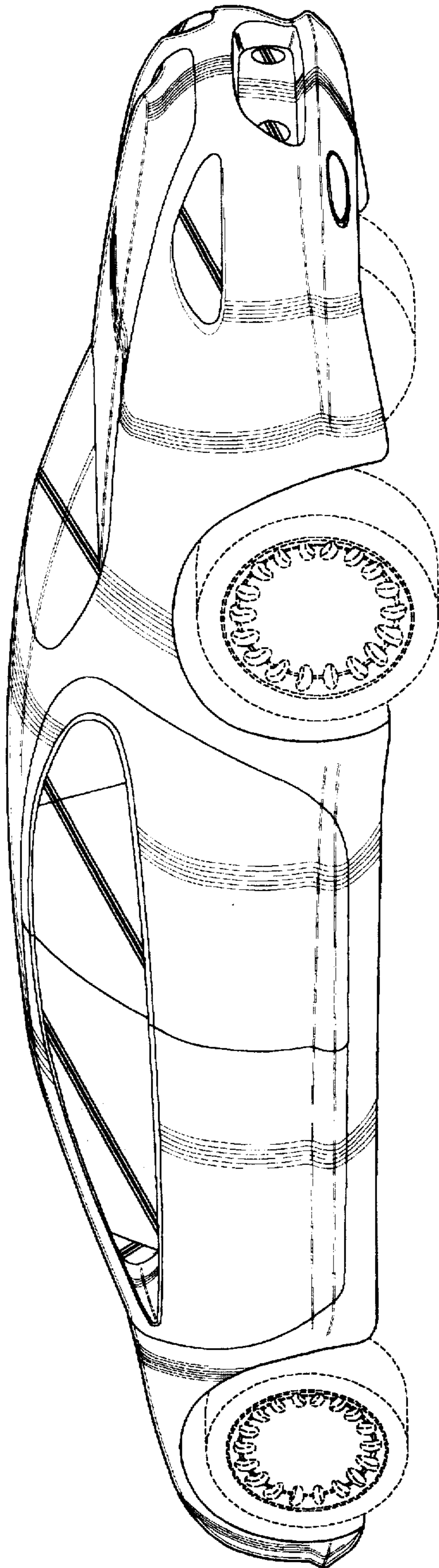


Fig-2

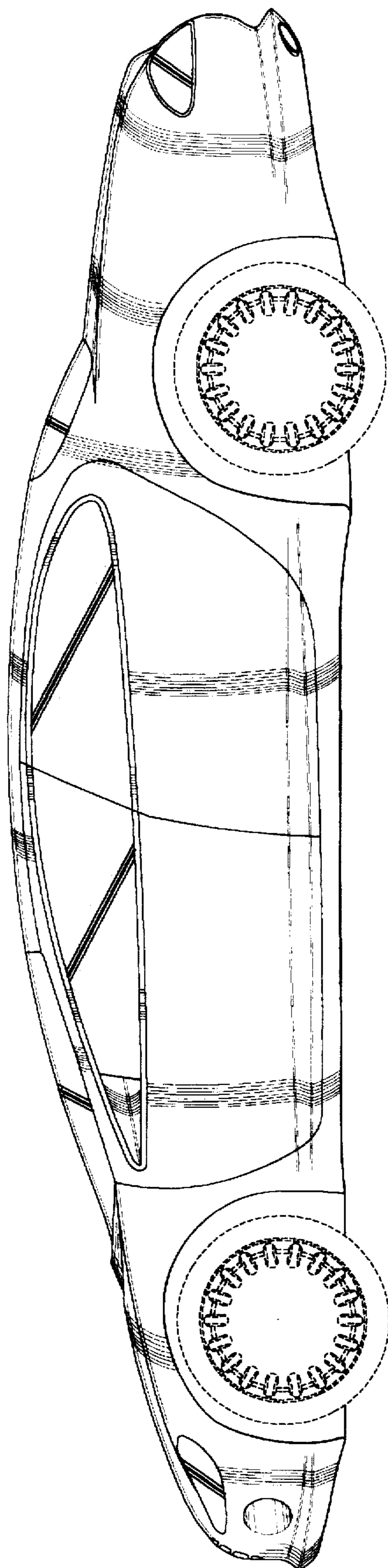


Fig-3

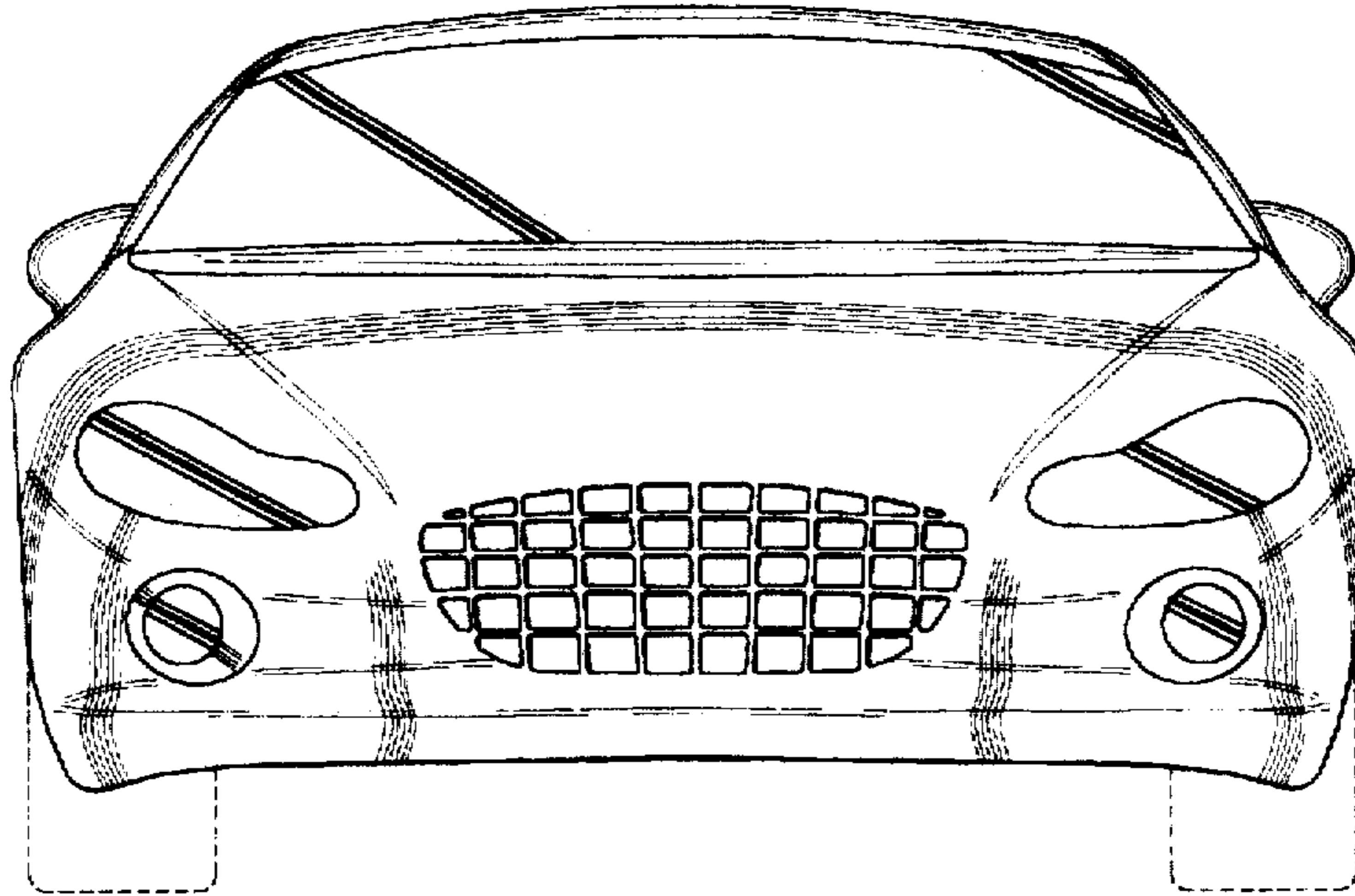


Fig-4

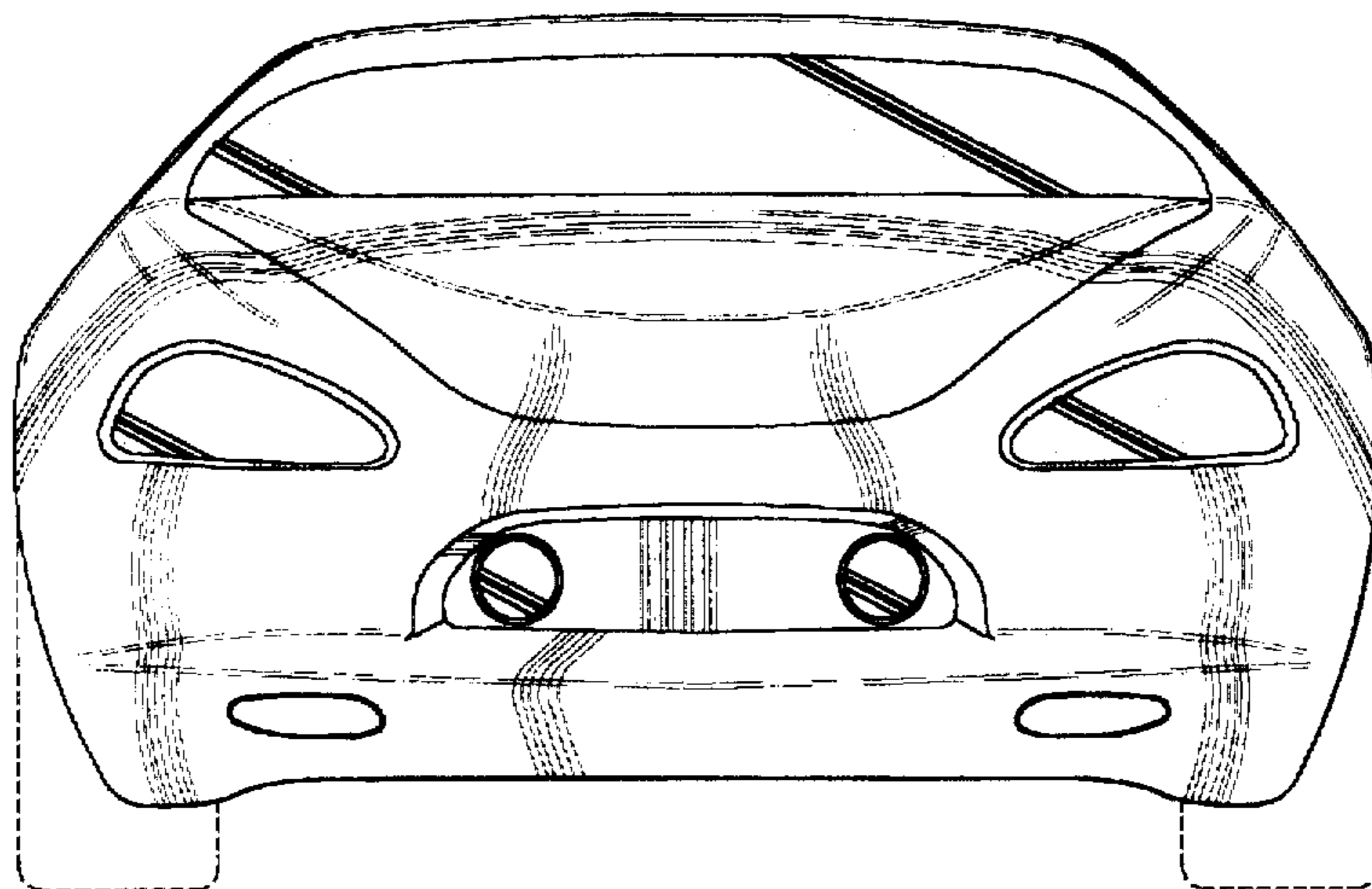


Fig-5