



US00D396660S

United States Patent [19]
Ricci

[11] **Patent Number:** **Des. 396,660**
[45] **Date of Patent:** ****Aug. 4, 1998**

[54] **CUFF LINK**
[75] **Inventor:** **Stefano Ricci, Rome, Italy**
[73] **Assignee:** **Asprey London Limited, London, United Kingdom**
[**] **Term:** **14 Years**

D. 366,113 1/1996 Morgan 24/145
560,863 5/1896 Reynolds 24/102 SL
1,701,461 2/1929 Graham 24/102 SL
4,052,771 10/1977 Cole 24/102 SL
5,040,271 8/1991 Goyette 24/102 R

Primary Examiner—Ralf Seifert
Attorney, Agent, or Firm—Stephen T. Falk, Esq.

[21] **Appl. No.:** **67,228**
[22] **Filed:** **Feb. 27, 1997**

[57] **CLAIM**

The ornamental design for a cuff link, as shown and described.

[30] **Foreign Application Priority Data**

DESCRIPTION

Aug. 28, 1996 [GB] United Kingdom 2058828
[51] **LOC (6) Cl.** **02-07**
[52] **U.S. Cl.** **D11/222**
[58] **Field of Search** D11/200, 222,
D11/213; 24/102 SL, 102 PL, 102 R, 41.1,
42-47, 149

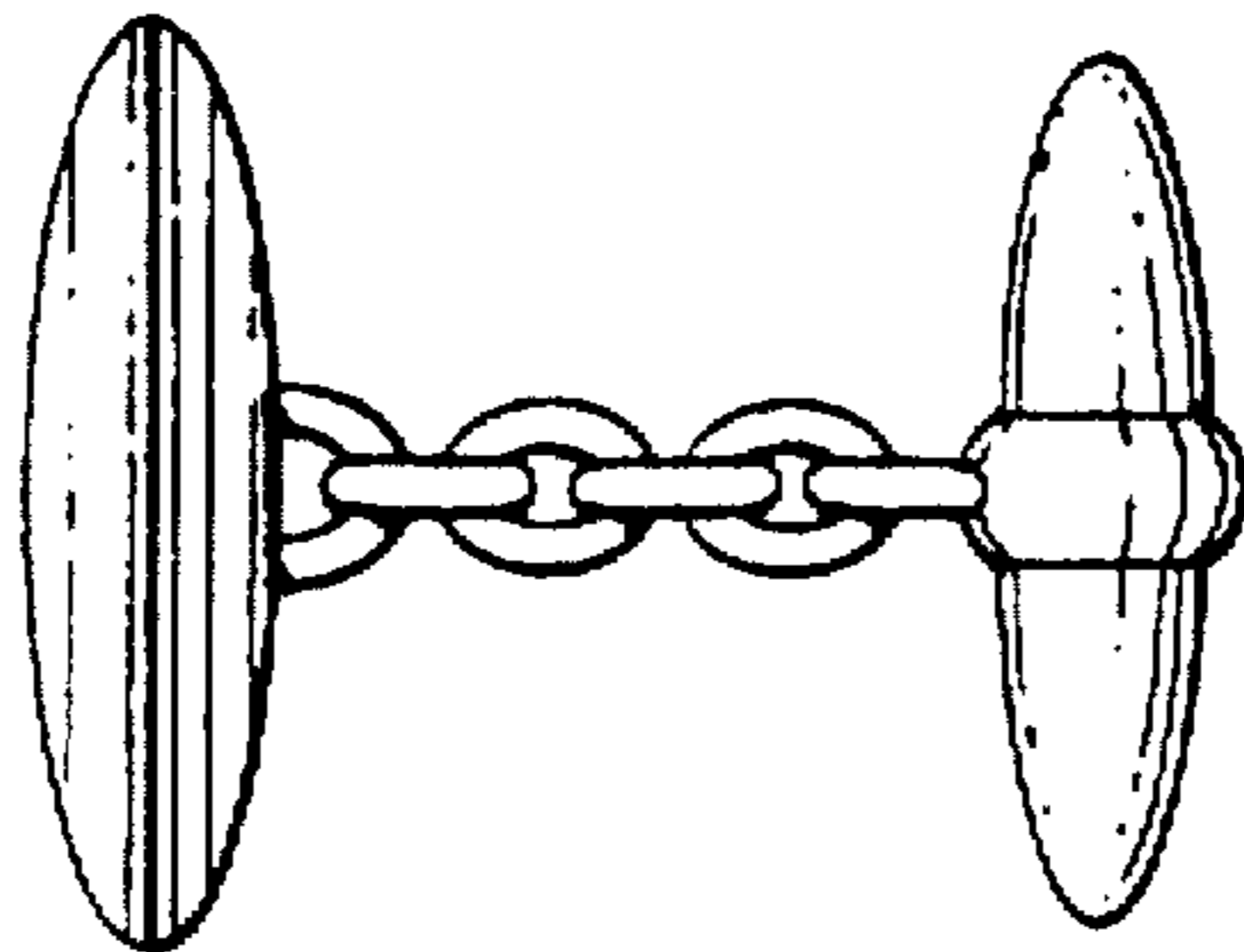
FIG. 1 is a top perspective view showing the top element of the cuff link;
FIG. 2 is a bottom perspective view thereof showing the top element and the bottom element;
FIG. 3 is a longitudinal side perspective view thereof showing the top element, bottom element and the linking element; and,
FIG. 4 is a latitudinal side perspective view thereof showing the top element, bottom element and the linking element.

[56] **References Cited**

U.S. PATENT DOCUMENTS

D. 62,024 3/1923 Garliner D11/213

1 Claim, 1 Drawing Sheet






FIG. 1

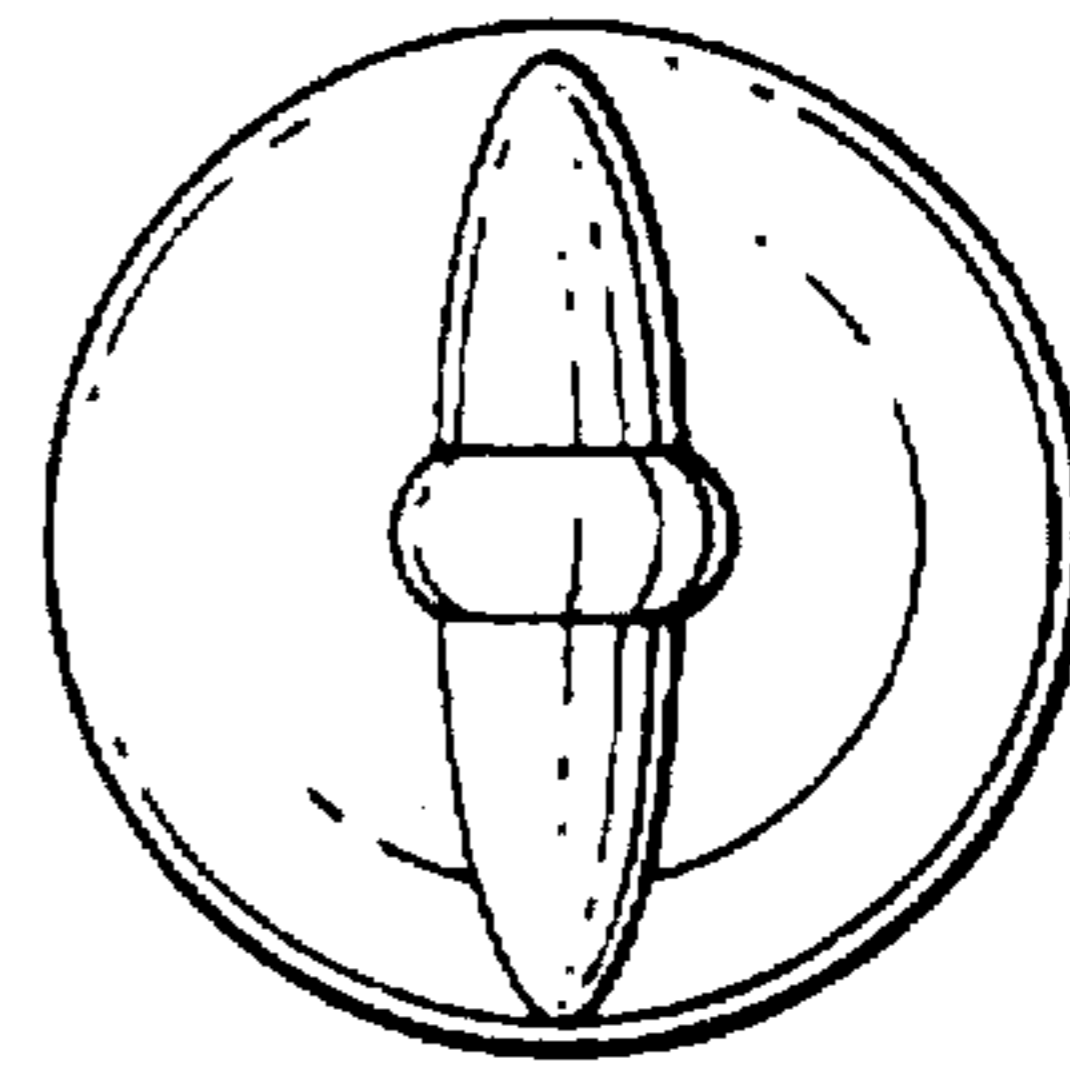


FIG. 2

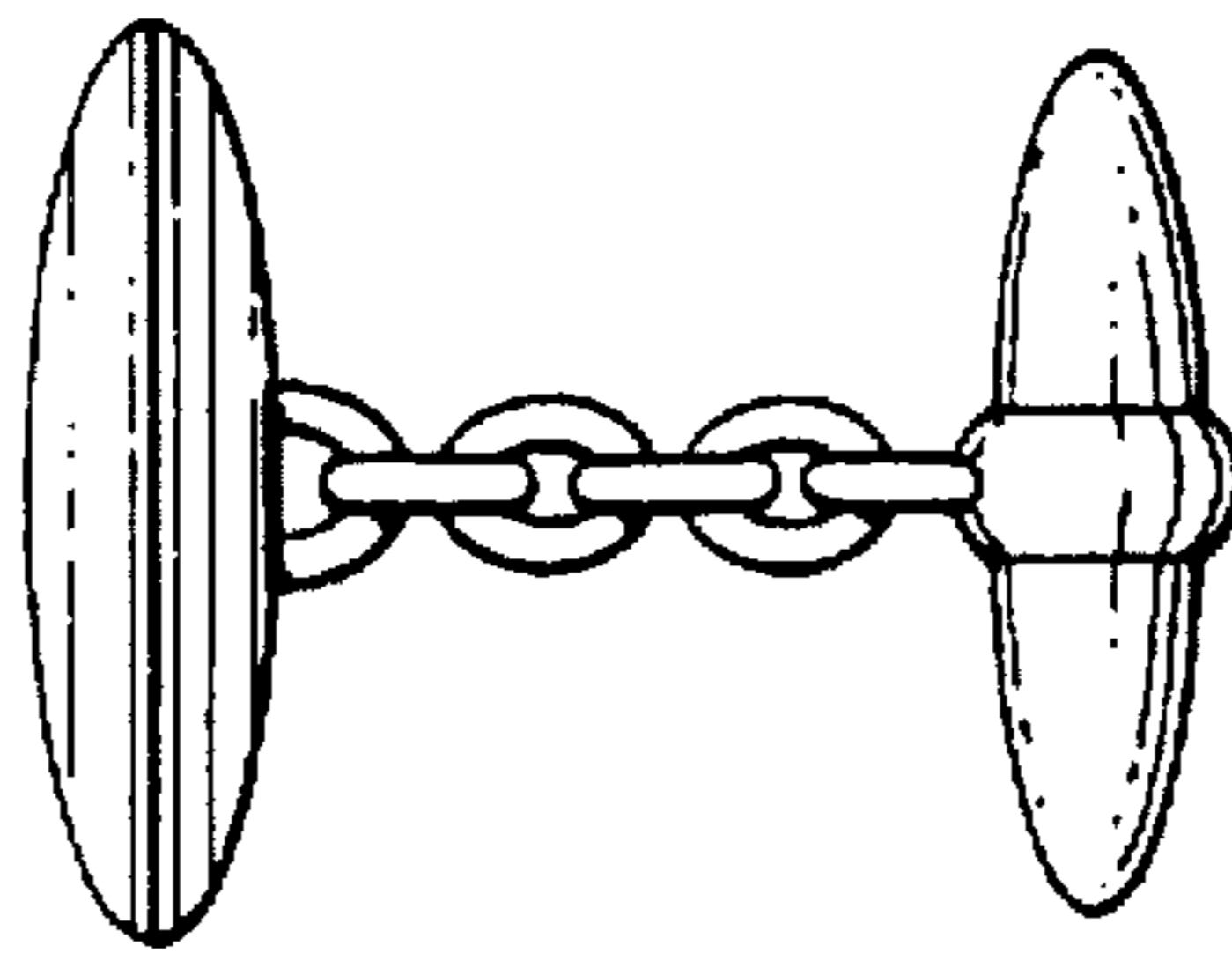


FIG. 3




FIG. 4