



US00D396659S

**United States Patent** [19]  
**Morrison**

[11] **Patent Number: Des. 396,659**  
[45] **Date of Patent: \*\*\*Aug. 4, 1998**

[54] **FINGER RING**

D. 371,315 7/1996 Harrell ..... D11/30

[75] **Inventor: Jerry Morrison, Austin, Tex.**

**OTHER PUBLICATIONS**

[73] **Assignee: Commemorative Brands, Inc., Austin, Tex.**

Washington Post Newspaper; p. B-5; center page—ring with diagonal accents' beside stone; Mar. 19, 1970.  
Bridal Ring Company, Inc. advertisement; p. 17; top set of rings; May 1957.  
W. Bell & Co. Catalog; Chelsea Rings #12424T; top right corner, 1990-1991.

[\*] **Notice:** The portion of the term of this patent subsequent to Apr. 28, 2012, has been disclaimed.

[\*\*] **Term: 14 Years**

*Primary Examiner*—Cathy Anne MacCormac  
*Attorney, Agent, or Firm*—Shaffer & Culbertson; J. Nevin Shaffer, Jr.

[21] **Appl. No.: 57,356**

[57] **CLAIM**

[22] **Filed: Jul. 23, 1996**

The ornamental design for a finger ring, as shown and described.

[51] **LOC (6) Cl. .... 11-01**

[52] **U.S. Cl. .... D11/34**

[58] **Field of Search .... D11/26-39; 63/15, 63/15.1, 15.45, 15.7**

**DESCRIPTION**

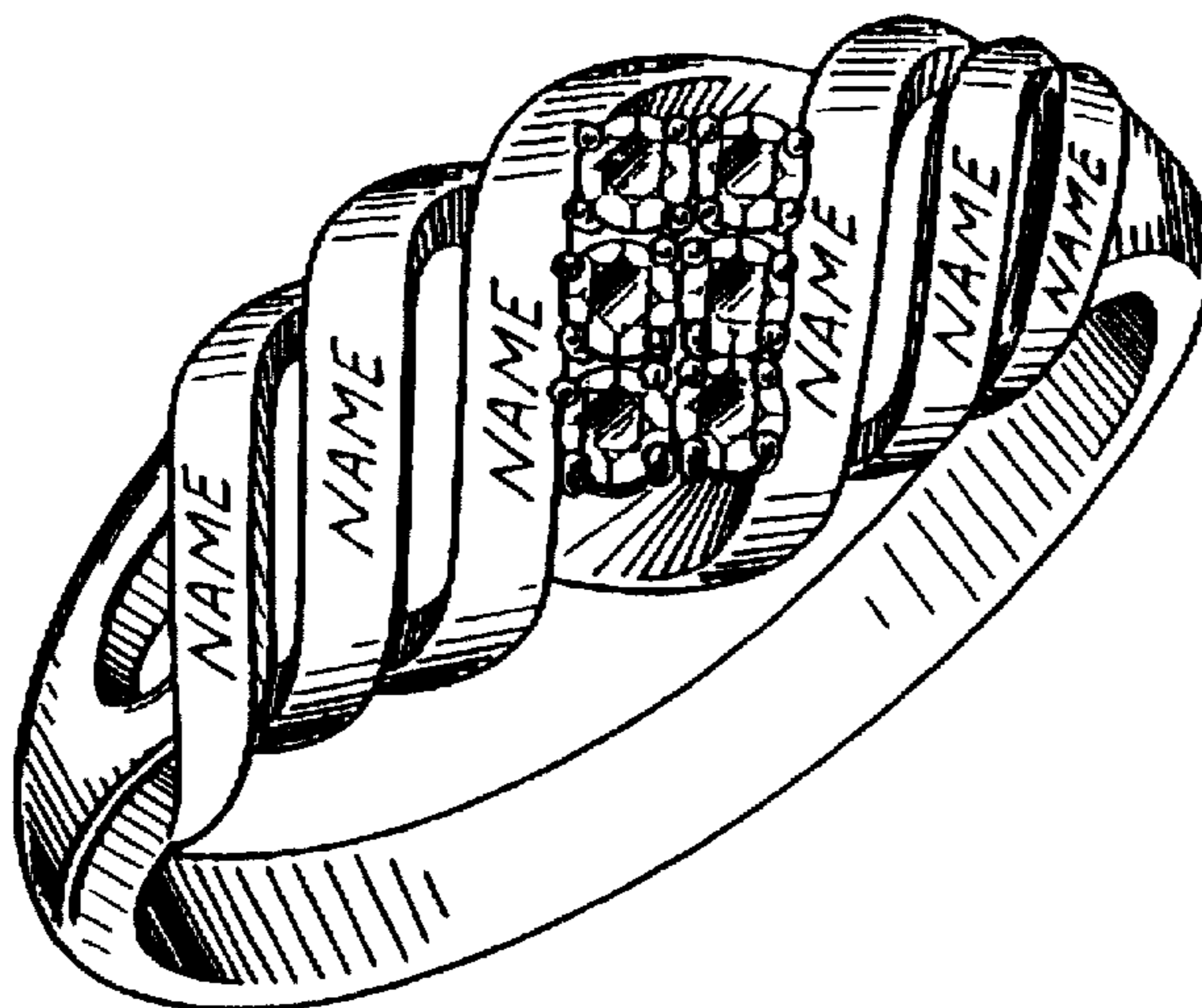
[56] **References Cited**

**U.S. PATENT DOCUMENTS**

D. 182,086	2/1958	Sloss	.....	D11/34
D. 228,408	9/1973	Mechanic	.....	D11/38
D. 228,941	10/1973	Mechanic	.....	D11/30
D. 228,943	10/1973	Mechanic	.....	D11/34
D. 267,481	1/1983	Barr	.....	D11/28

FIG. 1 is a perspective view of the finger ring showing my new design;  
FIG. 2 is a side elevational view of the finger ring of FIG. 1 (both sides being identical);  
FIG. 3 is an end elevational view of the finger ring of FIG. 1 (both ends being identical);  
FIG. 4 is a bottom view of the finger ring of FIG. 1; and,  
FIG. 5 is a top view of the finger ring of FIG. 1.

**1 Claim, 1 Drawing Sheet**



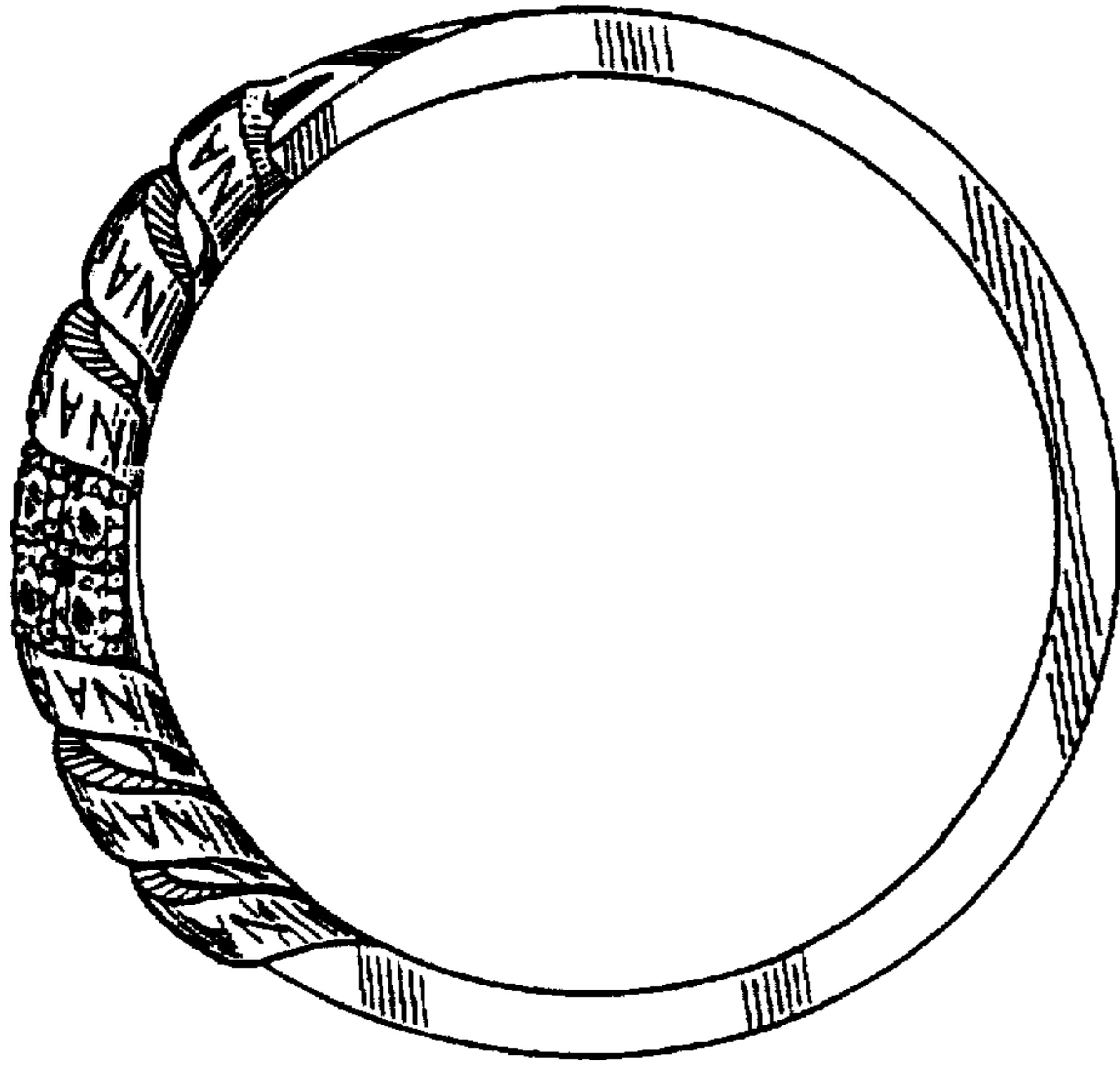


FIG. 3

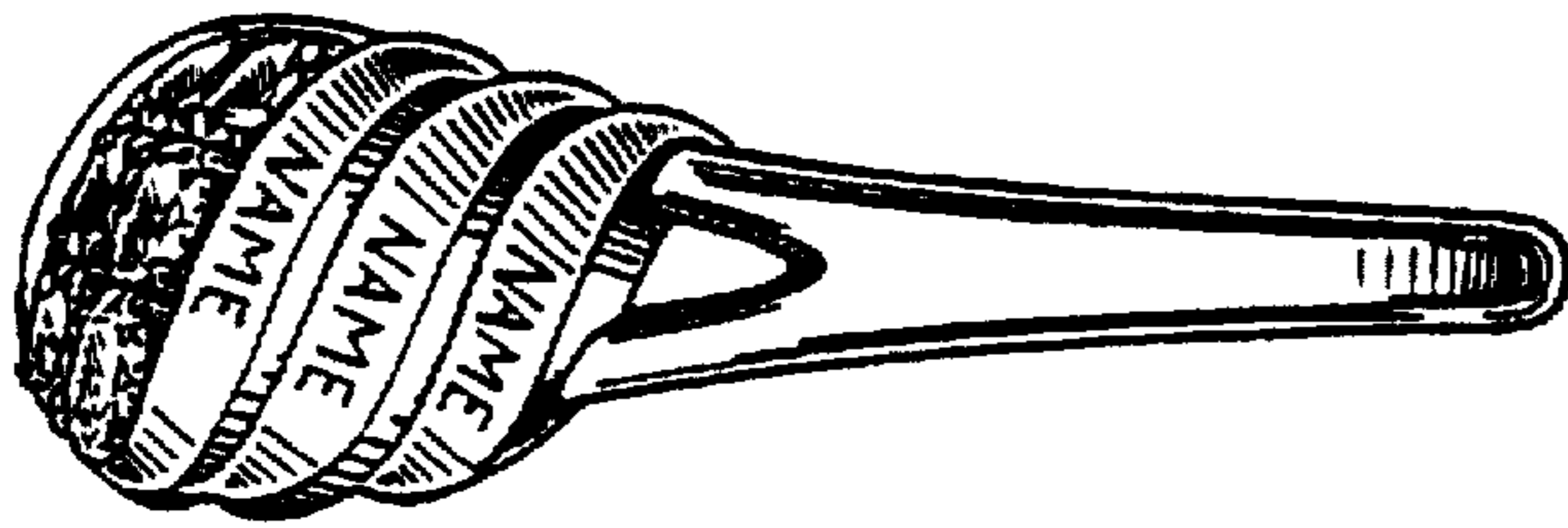


FIG. 2

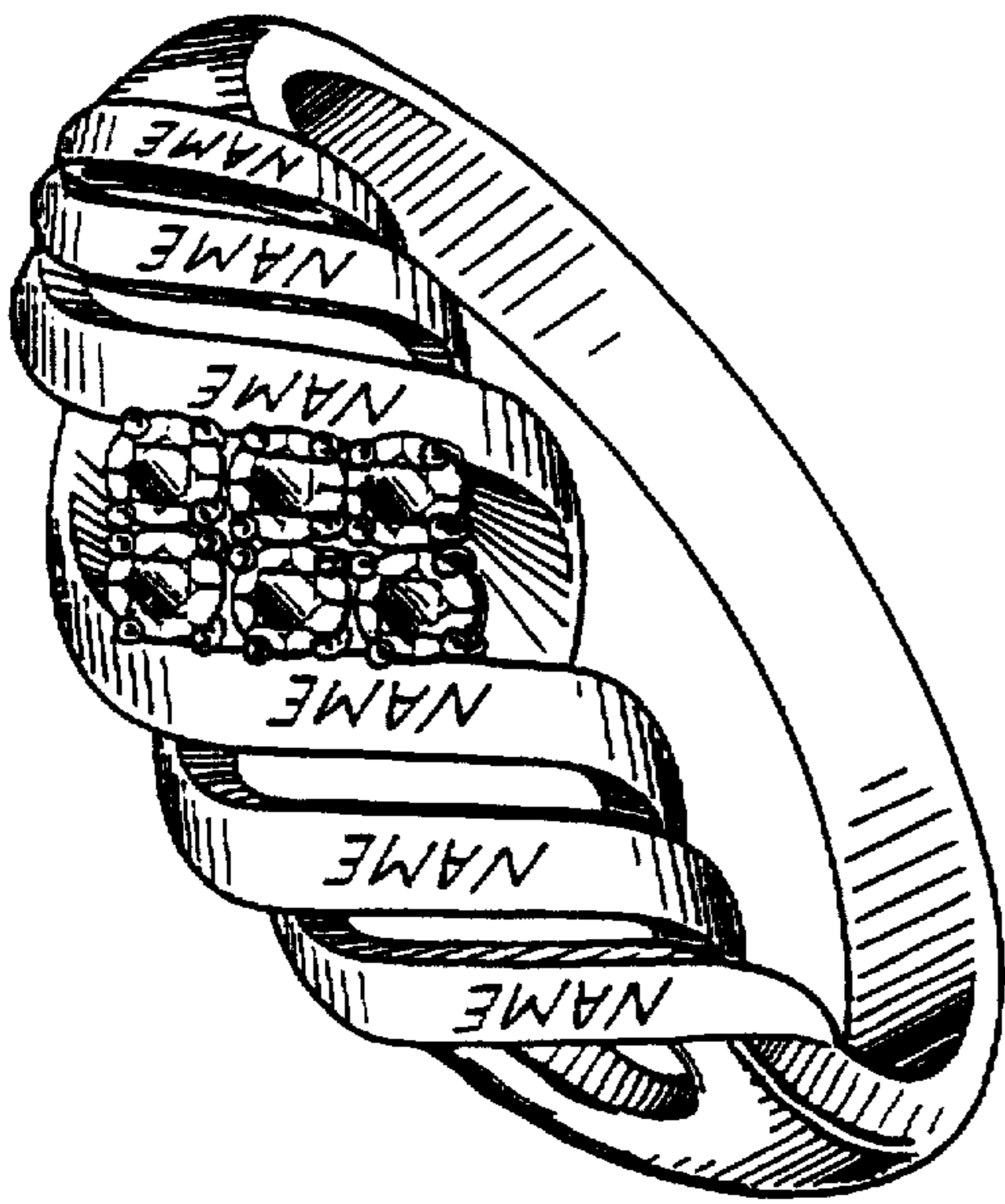


FIG. 1

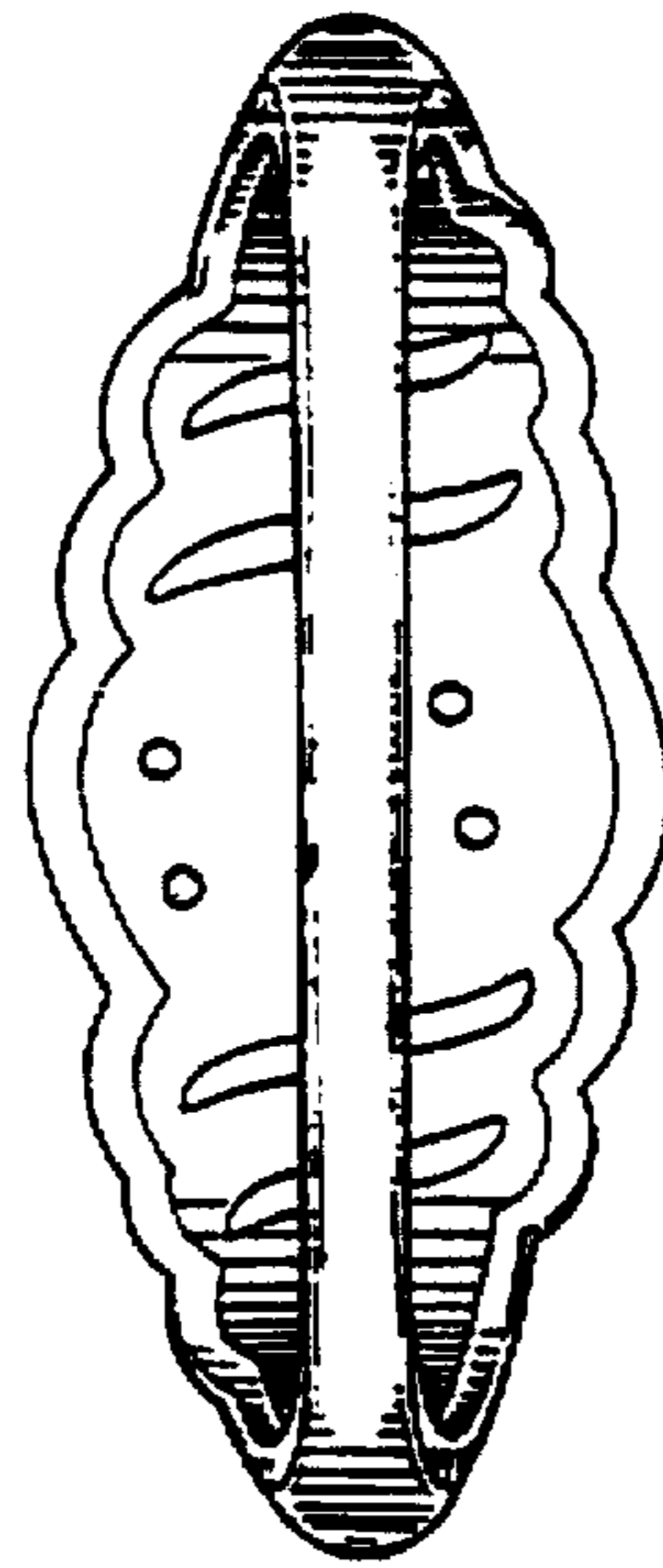


FIG. 4




FIG. 5