



US00D396647S

**United States Patent** [19]  
**Sugisawa**

[11] **Patent Number: Des. 396,647**

[45] **Date of Patent: \*\*Aug. 4, 1998**

[54] **WATCH CASE**

[75] **Inventor: Akihiro Sugisawa, Fussa, Japan**

[73] **Assignee: Casio Computer Co., Ltd., Tokyo, Japan**

[\*\*] **Term: 14 Years**

[21] **Appl. No.: 76,091**

[22] **Filed: Sep. 2, 1997**

[51] **LOC (6) Cl. .... 10-02**

[52] **U.S. Cl. .... D10/30; D10/38**

[58] **Field of Search .... D10/1-40, 122-132;  
368/280-282, 276-277, 28-30, 285, 239-242,  
82-84, 41-44, 10**

[56] **References Cited**

**U.S. PATENT DOCUMENTS**

- D. 327,450 6/1992 Nakai ..... D10/38
- D. 349,247 8/1994 Sugita ..... D10/38

- D. 361,284 8/1995 Nakai ..... D10/38
- D. 370,857 6/1996 Goto ..... D10/38
- D. 371,307 7/1996 Tomita ..... D10/38
- D. 377,315 1/1997 Moriai ..... D10/38

*Primary Examiner*—Nelson C. Holtje  
*Attorney, Agent, or Firm*—Frishauf, Holtz, Goodman, Langer & Chick

[57] **CLAIM**

The ornamental design for a watch case, as shown.

**DESCRIPTION**

FIG. 1 is a front elevational view of a watch case showing my new design;  
FIG. 2 is a right side elevational view thereof;  
FIG. 3 is a left side elevational view thereof;  
FIG. 4 is a top plan view thereof;  
FIG. 5 is a bottom plan view thereof;  
FIG. 6 is a rear elevational view thereof; and,  
FIG. 7 is a perspective view thereof.

**1 Claim, 2 Drawing Sheets**




FIG. 4




FIG. 3

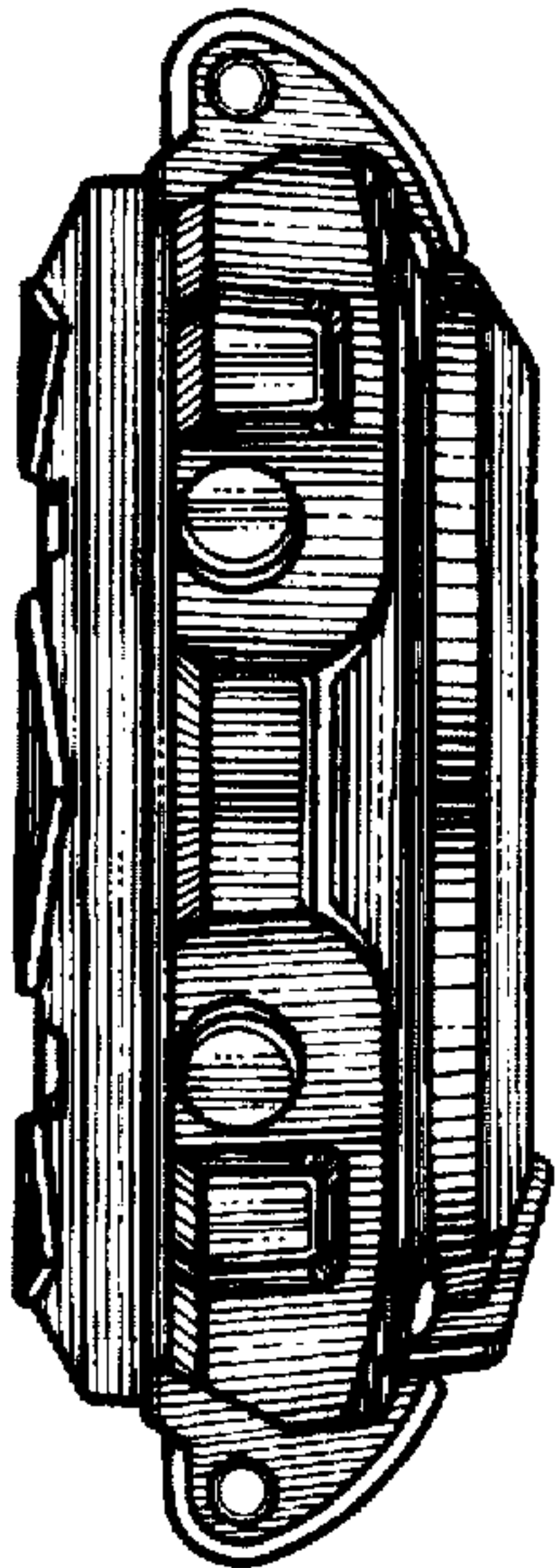


FIG. 1

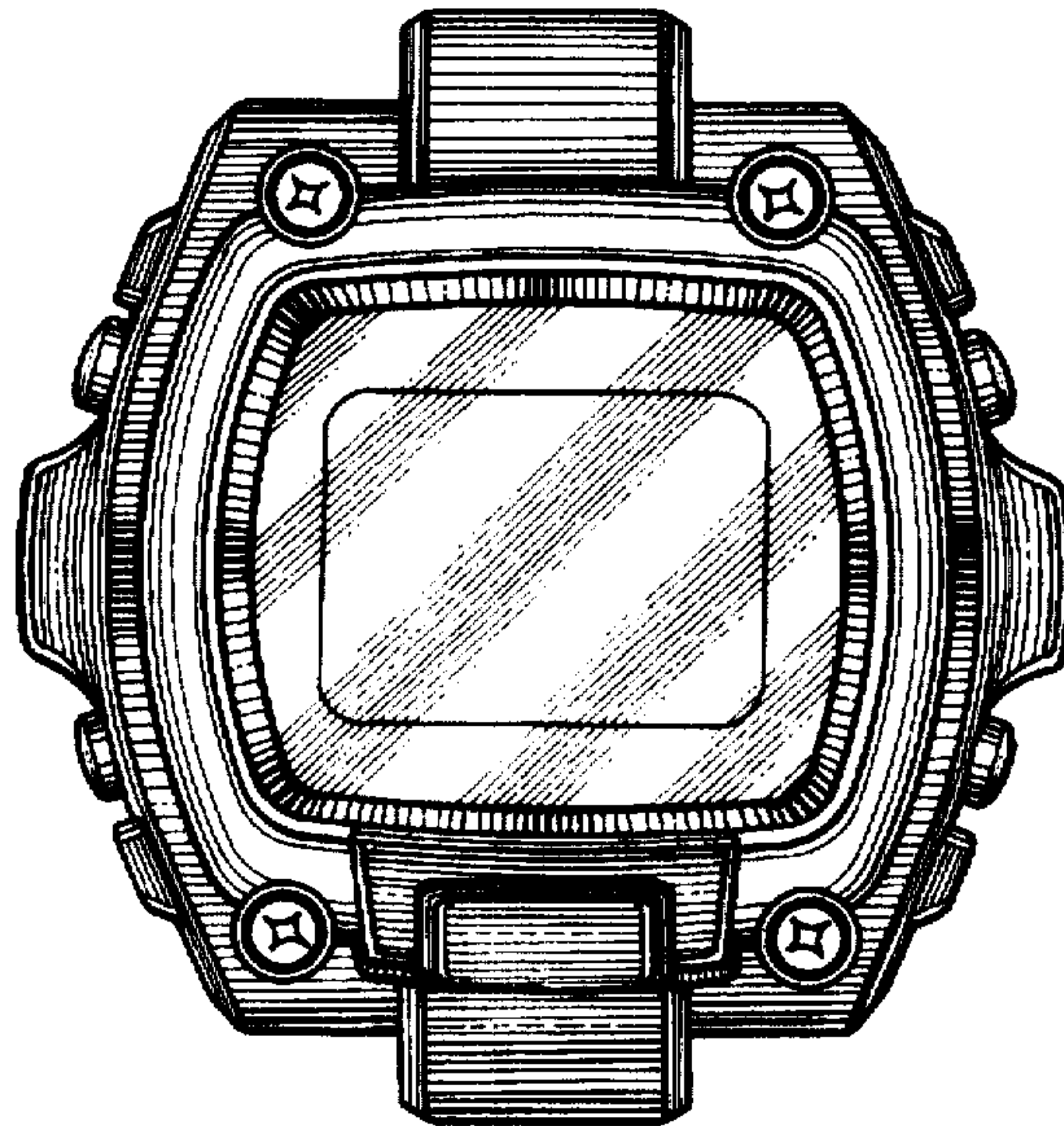


FIG. 2

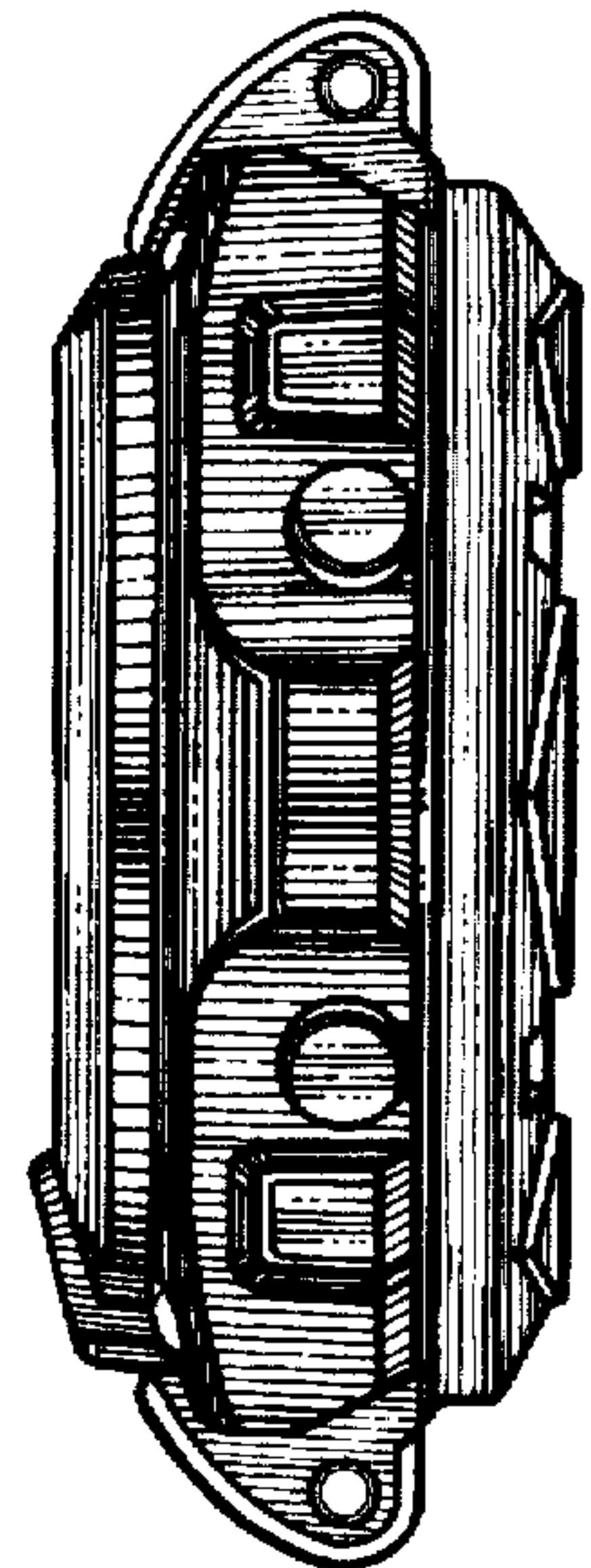


FIG. 5






FIG. 6

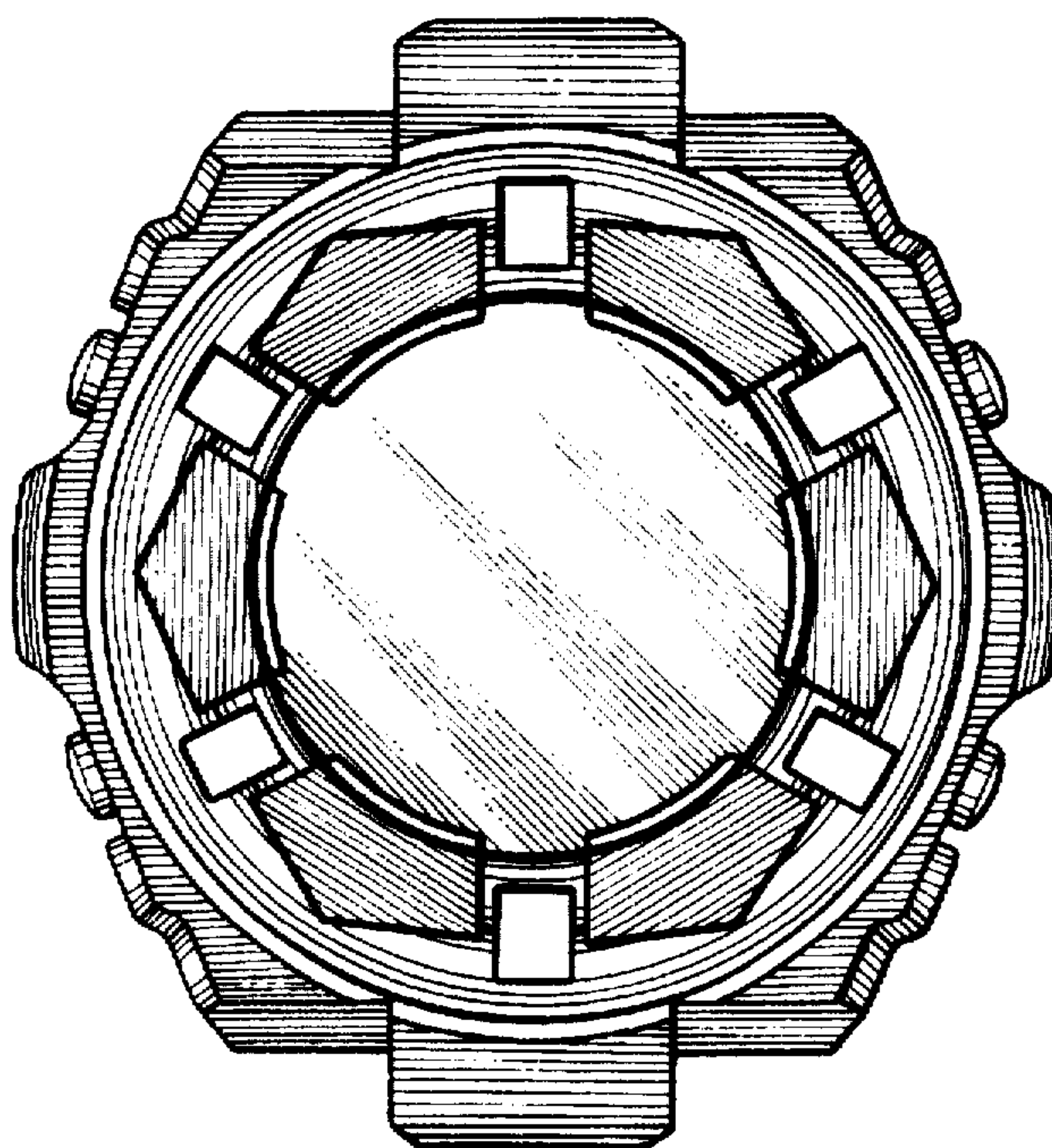


FIG. 7

