



US00D396646S

# United States Patent [19]

Fujihara et al.

[11] Patent Number: **Des. 396,646**

[45] Date of Patent: **\*\*Aug. 4, 1998**

[54] **WATCH CASE**

D. 364,571 11/1995 Goto ..... D10/38  
D. 370,857 6/1996 Goto ..... D10/38

[75] Inventors: **Yoh Fujihara, Hamura; Masao Wada,**  
Tokyo, both of Japan

*Primary Examiner*—Nelson C. Holtje  
*Attorney, Agent, or Firm*—Frishauf, Holtz, Goodman,  
Langer & Chick

[73] Assignee: **Casio Computer Co., Ltd.,** Tokyo,  
Japan

[57] **CLAIM**

[\*\*] Term: **14 Years**

The ornamental design for a watch case, as shown.

[21] Appl. No.: **76,090**

**DESCRIPTION**

[22] Filed: **Sep. 2, 1997**

FIG. 1 is a front elevational view of a watch case showing our new design;

[51] **LOC (6) Cl.** ..... **10-02**

[52] **U.S. Cl.** ..... **D10/30; D10/38**

FIG. 2 is a right side elevational view thereof;

[58] **Field of Search** ..... D10/1-40, 122-132;

FIG. 3 is a left side elevational view thereof;

368/280-282, 276-277, 28-30, 285, 239-242,  
82-84, 41-44

FIG. 4 is a top plan view thereof;

FIG. 5 is a bottom plan view thereof;

FIG. 6 is a rear elevational view thereof; and,

FIG. 7 is a perspective view thereof.

[56] **References Cited**

**U.S. PATENT DOCUMENTS**

D. 359,001 6/1995 Nakai ..... D10/38

**1 Claim, 2 Drawing Sheets**

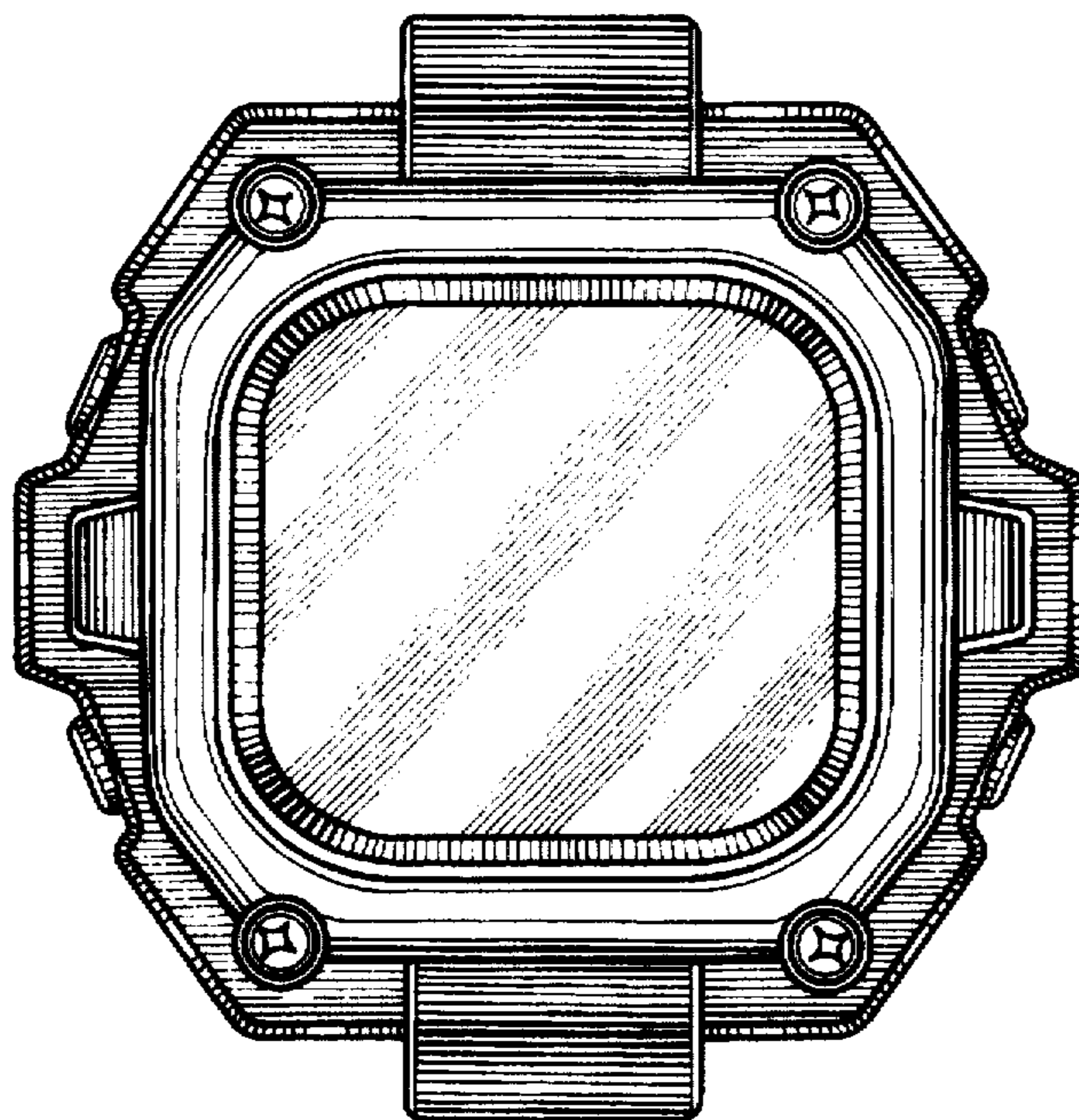


FIG.4




FIG. 3

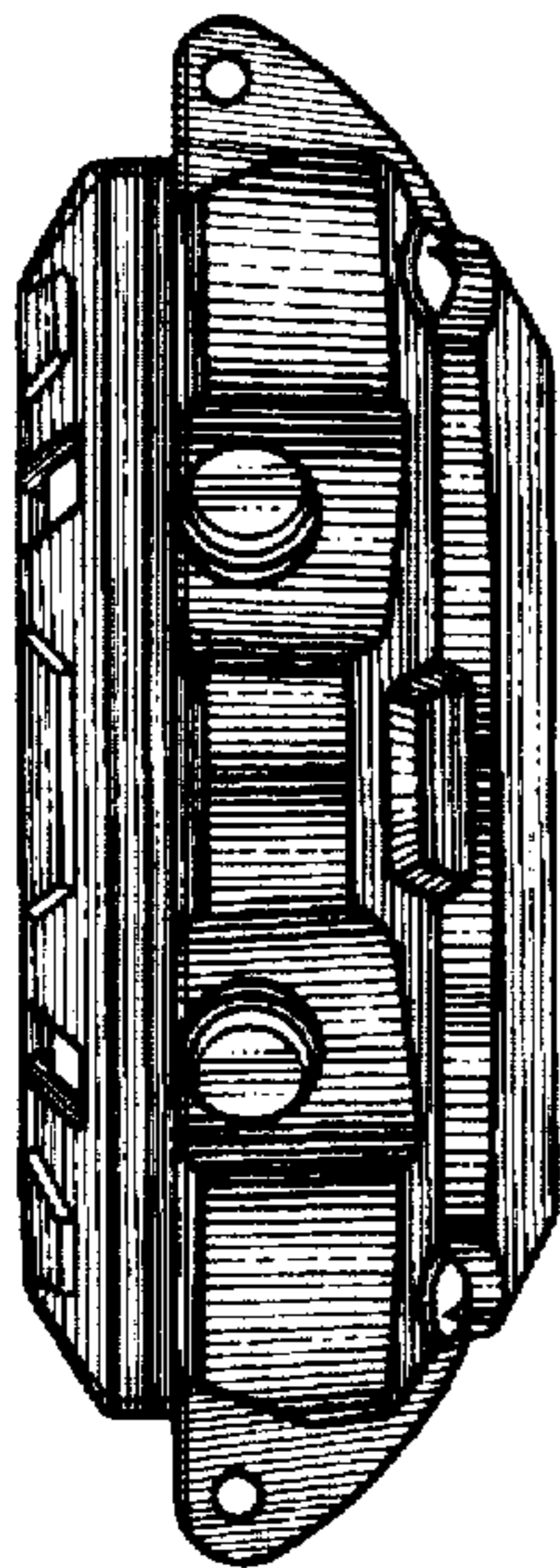


FIG. 1

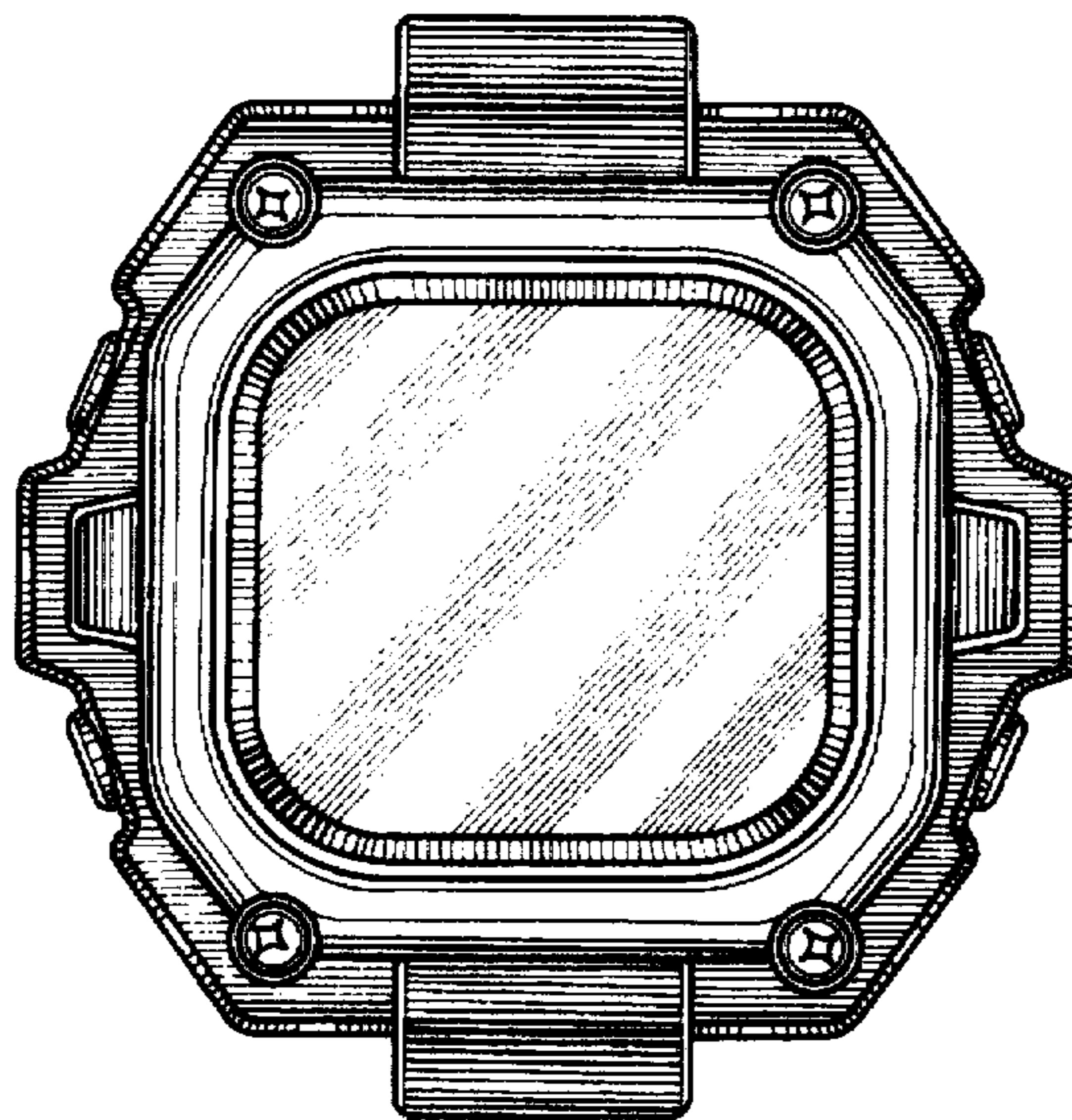


FIG. 2




FIG. 5




FIG. 6

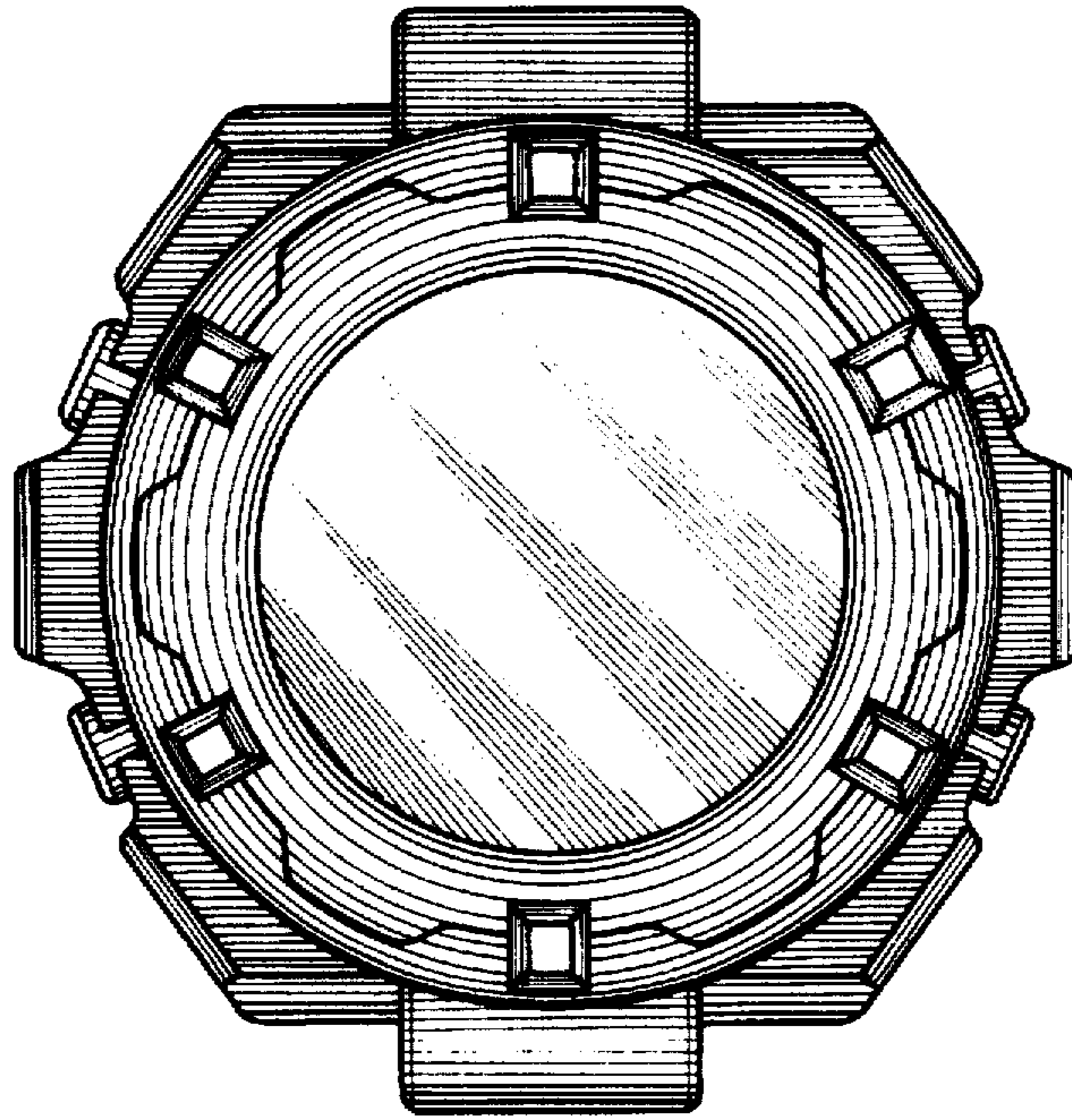


FIG. 7

