

US00D396645S

United States Patent [19]
Goto

[11] **Patent Number: Des. 396,645**
[45] **Date of Patent: **Aug. 4, 1998**

[54] **WATCH CASE**
[75] **Inventor: Atsushi Goto, Kunitachi, Japan**
[73] **Assignee: Casio Computer Co., Ltd., Tokyo, Japan**
[**] **Term: 14 Years**
[21] **Appl. No.: 76,089**
[22] **Filed: Sep. 2, 1997**
[51] **LOC (6) Cl. 10-02**
[52] **U.S. Cl. D10/30; D10/38**
[58] **Field of Search D10/1-40, 122-132; 368/280-282, 276-277, 28-30, 285, 239-242, 82-84, 41-44**

D. 359,001 6/1995 Nakai D10/38
D. 360,835 8/1995 Sayama D10/38
D. 370,857 6/1996 Goto D10/38
D. 371,307 7/1996 Tomita et al. D10/38
D. 377,314 1/1997 Moriai D10/38

Primary Examiner—Nelson C. Holtje
Attorney, Agent, or Firm—Frishauf, Holtz, Goodman, Langer & Chick

[57] **CLAIM**

The ornamental design for a watch case, as shown.

DESCRIPTION


FIG. 1 is a front elevational view of a watch case showing my new design;
FIG. 2 is a right side elevational view thereof;
FIG. 3 is a left side elevational view thereof;
FIG. 4 is a top plan view thereof;
FIG. 5 is a bottom plan view thereof;
FIG. 6 is a rear elevational view thereof; and,
FIG. 7 is a perspective view thereof.

[56] **References Cited**

U.S. PATENT DOCUMENTS

D. 339,749 9/1993 Ishizaka D10/38
D. 349,247 8/1994 Sugita D10/38

1 Claim, 2 Drawing Sheets






FIG. 4

FIG. 3

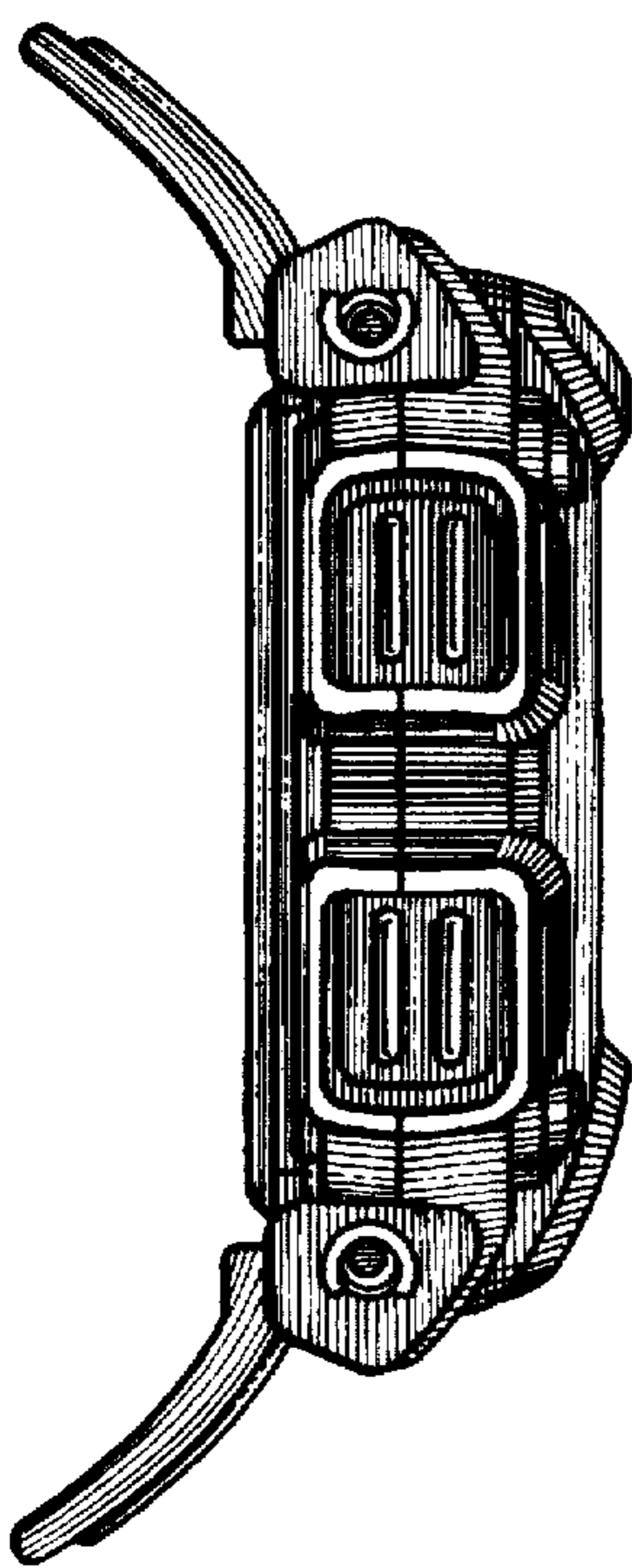


FIG. 1

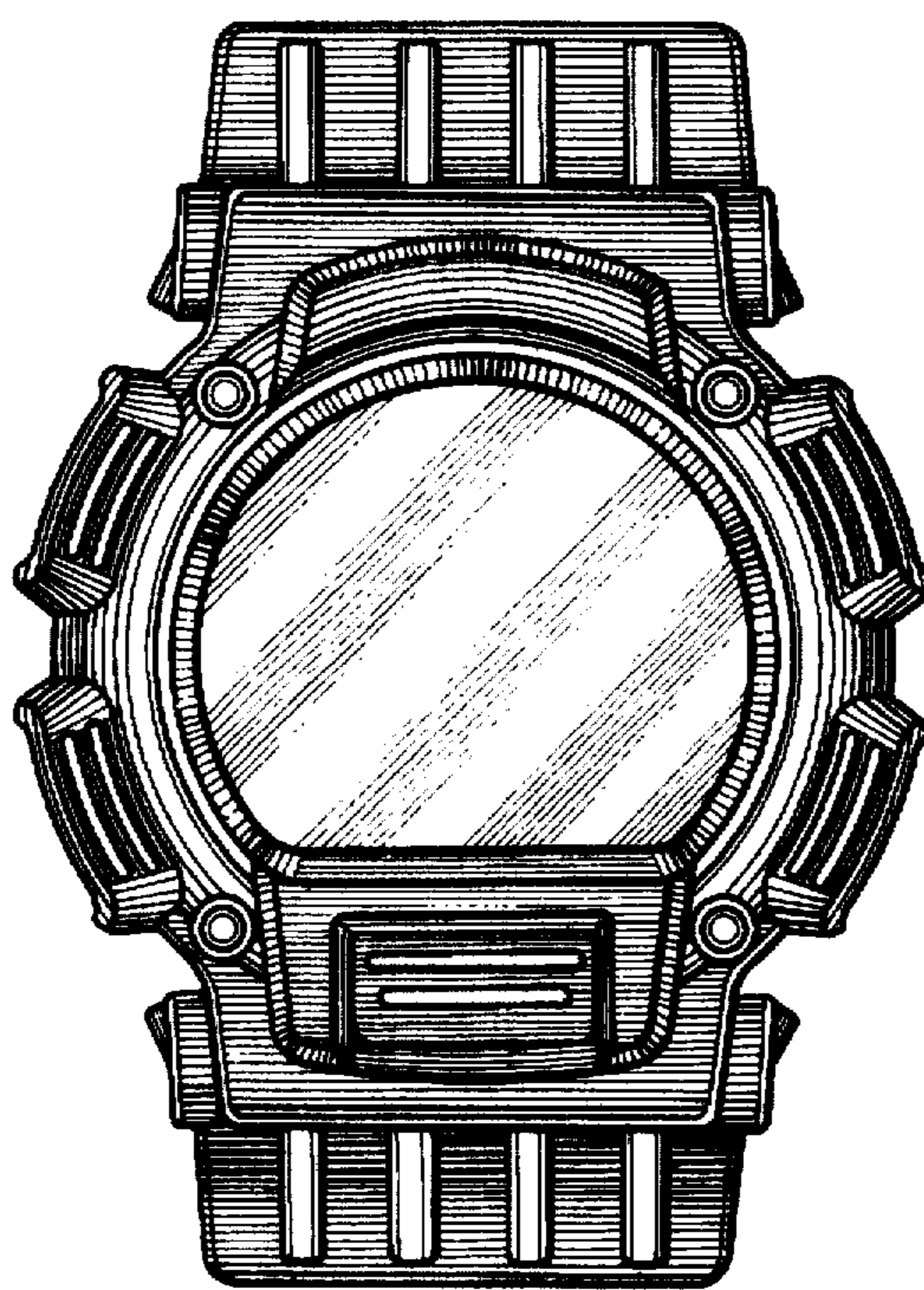


FIG. 2

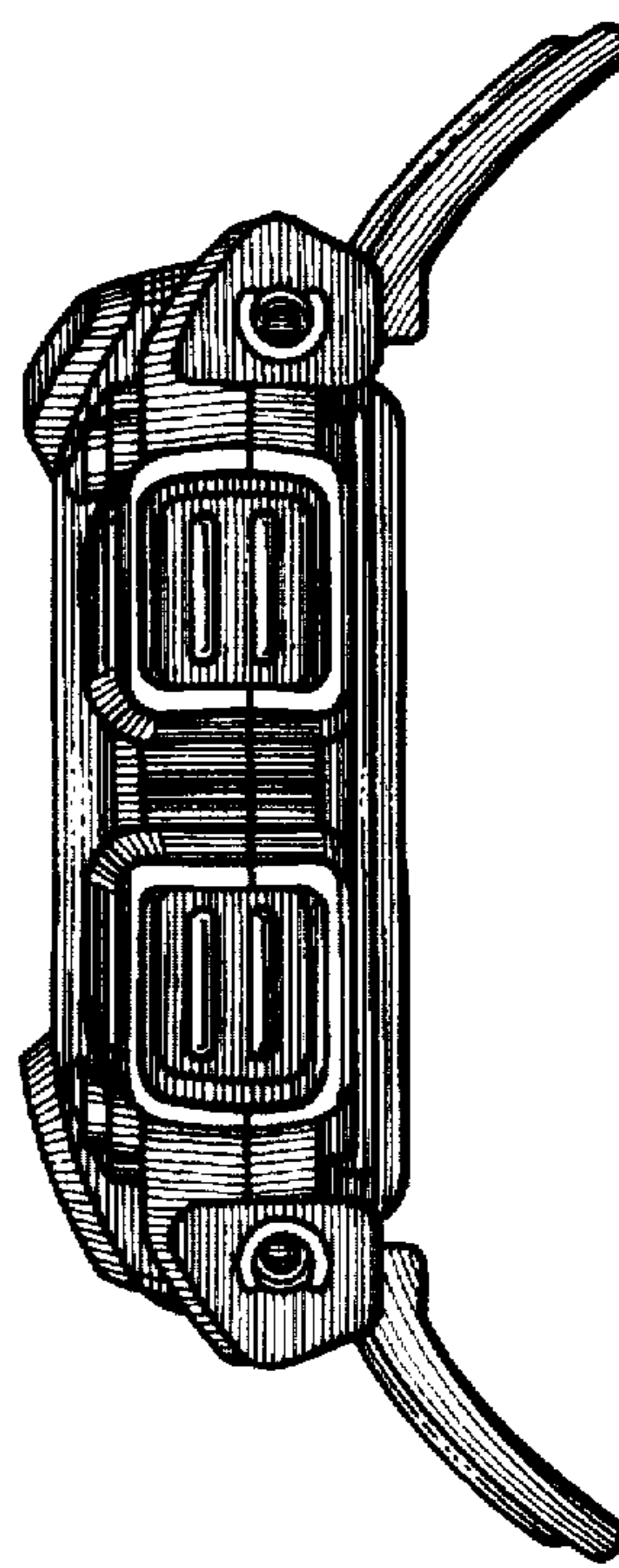
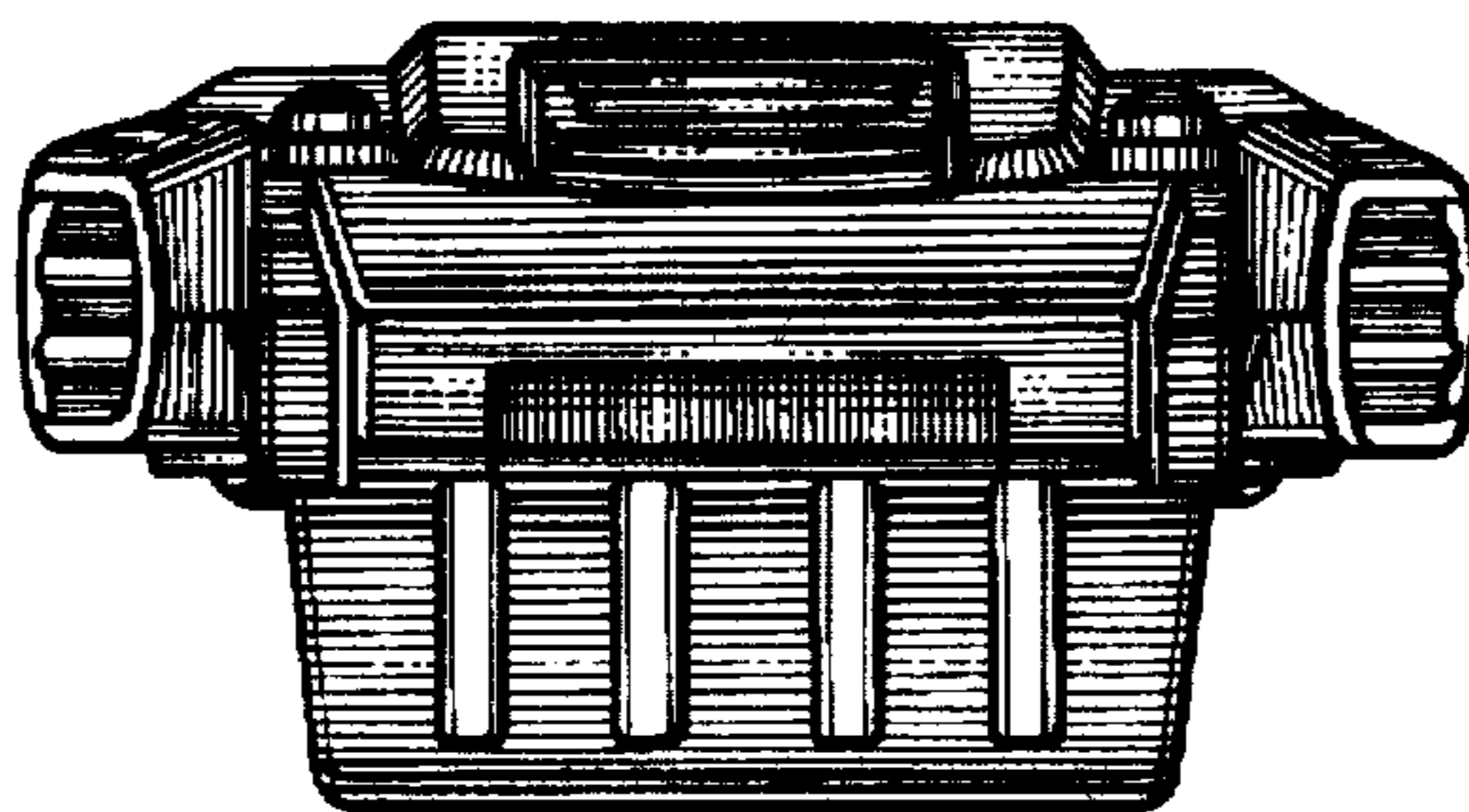


FIG. 5






FIG. 6




FIG. 7