

US00D396637S

United States Patent [19]
Harris

[11] **Patent Number:** **Des. 396,637**
[45] **Date of Patent:** ****Aug. 4, 1998**

[54] **TAPERED OIL BOTTLE NECK STABILIZER**

[76] **Inventor:** **Virgil Harris, P.O. Box 124, Point Marion, Pa. 15474**

[**] **Term:** **14 Years**

[21] **Appl. No.:** **64,544**

[22] **Filed:** **Jan. 6, 1997**

[51] **LOC (6) Cl.** **09-07**

[52] **U.S. Cl.** **D9/447; D7/700**

[58] **Field of Search** **D9/434, 435, 439, D9/440, 447; D7/398, 700; 222/470, 461, 566-571**

D. 267,536 1/1983 Findlay .
D. 274,208 6/1984 Hildenbrand .
D. 279,068 6/1985 Burin .
D. 375,878 11/1996 Morris D7/700
1,165,675 12/1915 Ide .
2,207,176 7/1940 Phillips 222/570 X
4,347,879 9/1982 Blaser .
5,071,042 12/1991 Esposito 222/570
5,123,461 6/1992 Belokin, Jr. et al. .

Primary Examiner—James Gandy
Assistant Examiner—Cathron B. Matta
Attorney, Agent, or Firm—Kenneth P. McKay, Esq.

[57] **CLAIM**

The ornamental design for a tapered oil bottle neck stabilizer, as shown.

[56] **References Cited**

U.S. PATENT DOCUMENTS

D. 158,693 5/1950 Salisbury, Jr. .
D. 199,547 11/1964 Russo D9/447
D. 205,427 8/1966 Schwartzmann D9/447
D. 242,489 11/1976 Burroughs .
D. 265,586 7/1982 Sloan .

DESCRIPTION

FIG. 1 is a perspective view of a tapered oil bottle neck stabilizer showing my design;
FIG. 2 is a top plan view thereof; and,
FIG. 3 is a bottom plan view thereof.

1 Claim, 2 Drawing Sheets

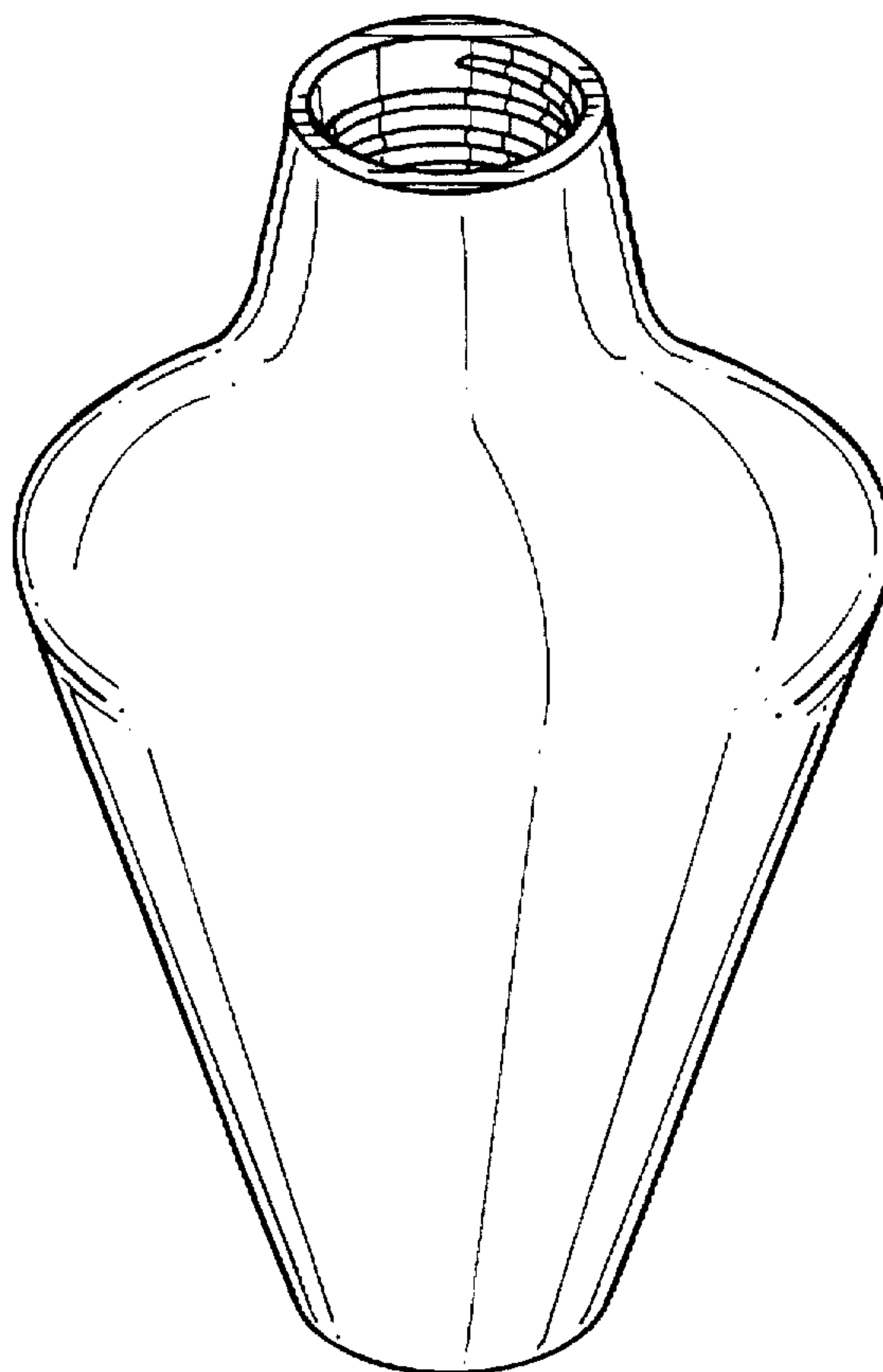


FIG. 1

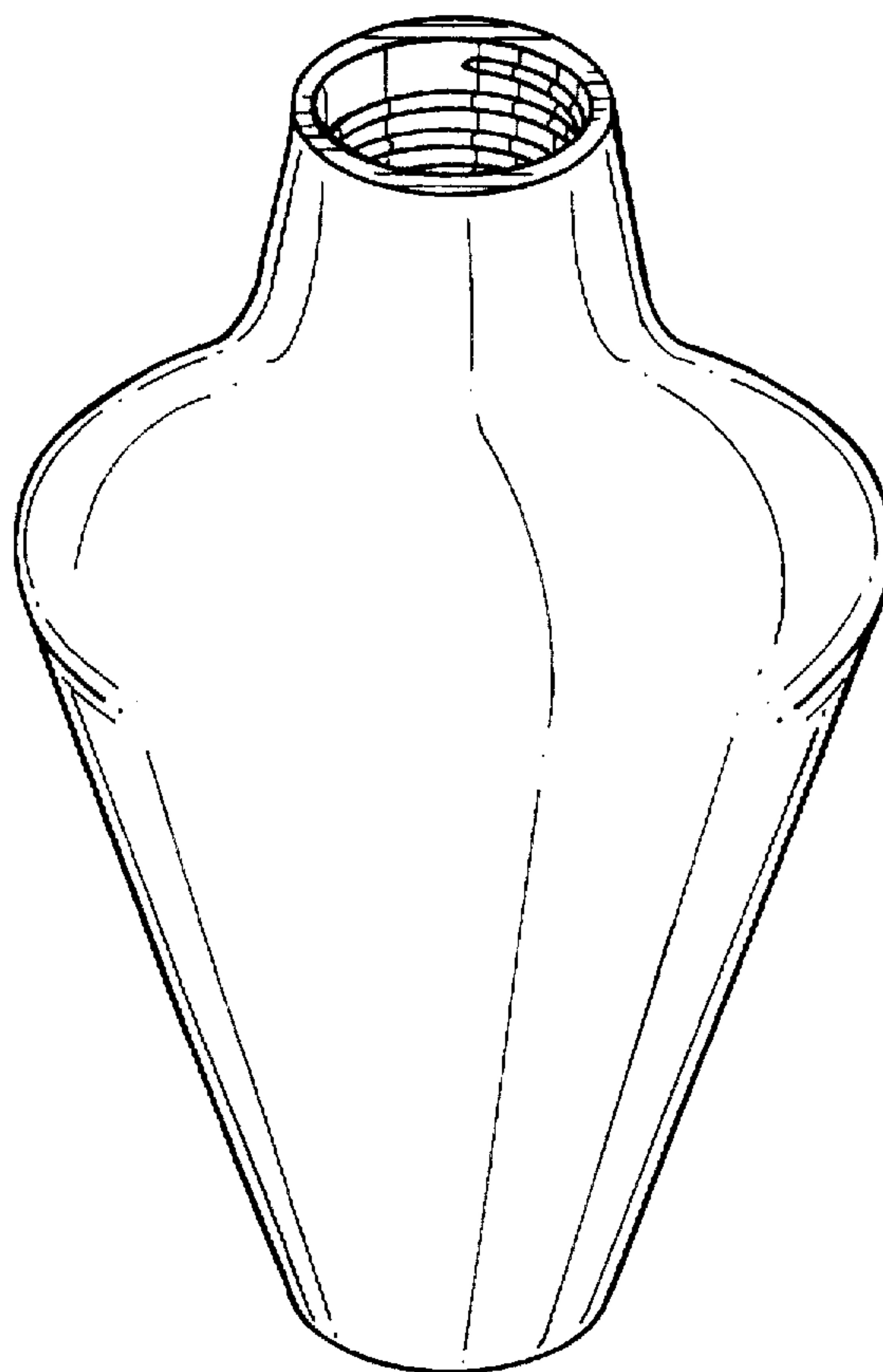


FIG. 2

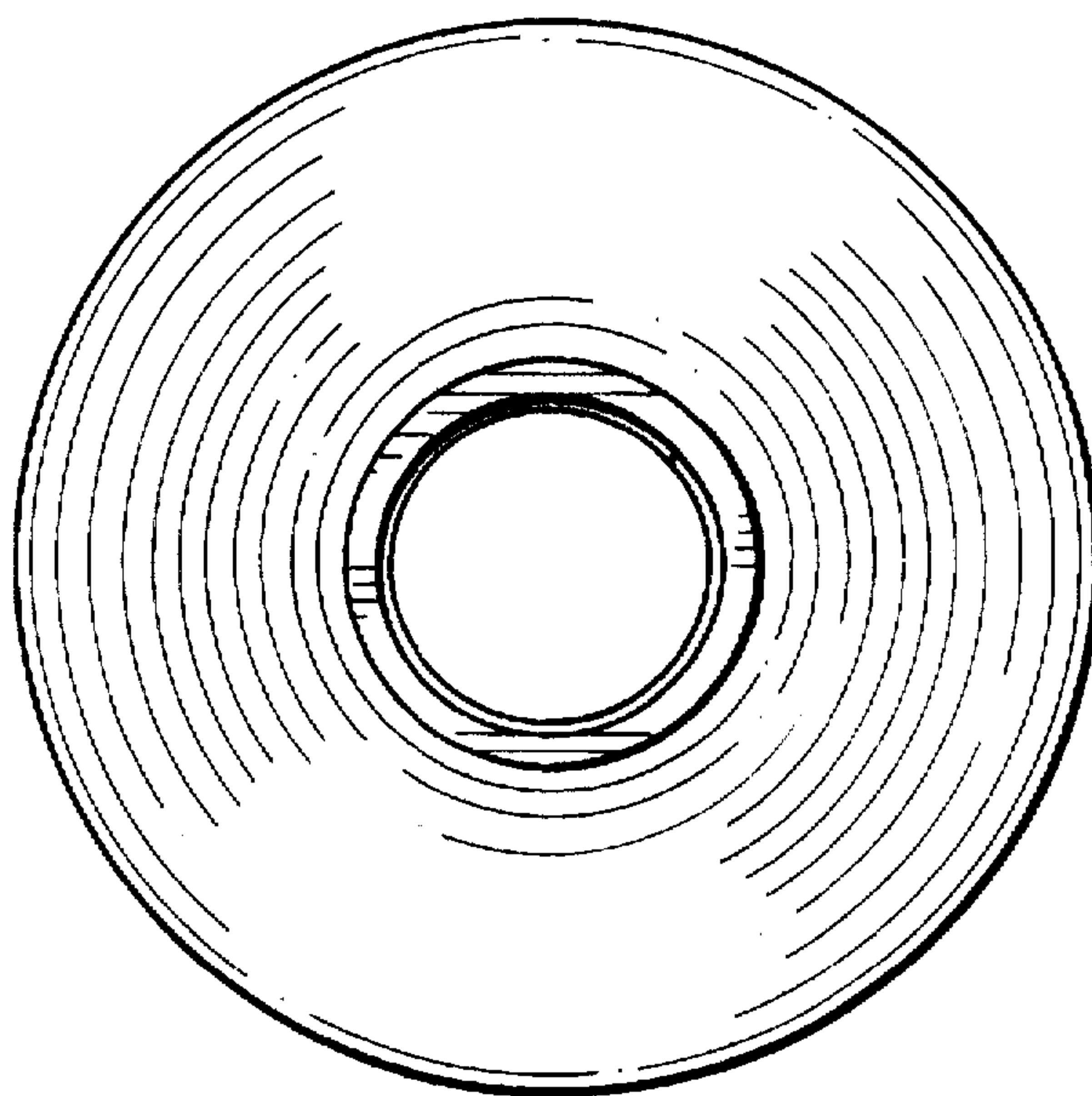


FIG. 3

