



US00D396624S

# United States Patent [19]

**Basilus**

[11] **Patent Number: Des. 396,624**

[45] **Date of Patent: \*\*Aug. 4, 1998**

[54] **HANDLE GRIP**

[75] Inventor: **Scott W. Basilus**, Holland, Ohio

[73] Assignee: **Basilus Tool Company**, Toledo, Ohio

[\*\*] Term: **14 Years**

[21] Appl. No.: **67,498**

[22] Filed: **Mar. 4, 1997**

[51] LOC (6) Cl. .... **08-06**

[52] U.S. Cl. .... **D8/107**

[58] Field of Search ..... D8/4, 99, 107;  
7/118; 30/125, 155, 156, 162; 81/440, 427.5

[56] **References Cited**

**U.S. PATENT DOCUMENTS**

- D. 269,588 7/1983 Ludwig ..... D8/107
- D. 278,971 5/1985 Smith et al. .... D8/107

- D. 307,537 5/1990 Englund ..... D8/107 X
- D. 353,888 12/1994 Raines ..... D8/107 X

*Primary Examiner*—Freda Nunn  
*Attorney, Agent, or Firm*—Donald R. Fraser


[57] **CLAIM**

The ornamental design for a handle grip, as shown and described.

**DESCRIPTION**

FIG. 1 is a left hand elevational view for a handle grip showing my new design the right hand elevational view is a mirror image thereof;  
FIG. 2 is a front elevational view thereof;  
FIG. 3 is a rear elevational view thereof;  
FIG. 4 is a top plan view thereof; and,  
FIG. 5 is a bottom plan view thereof.

**1 Claim, 3 Drawing Sheets**



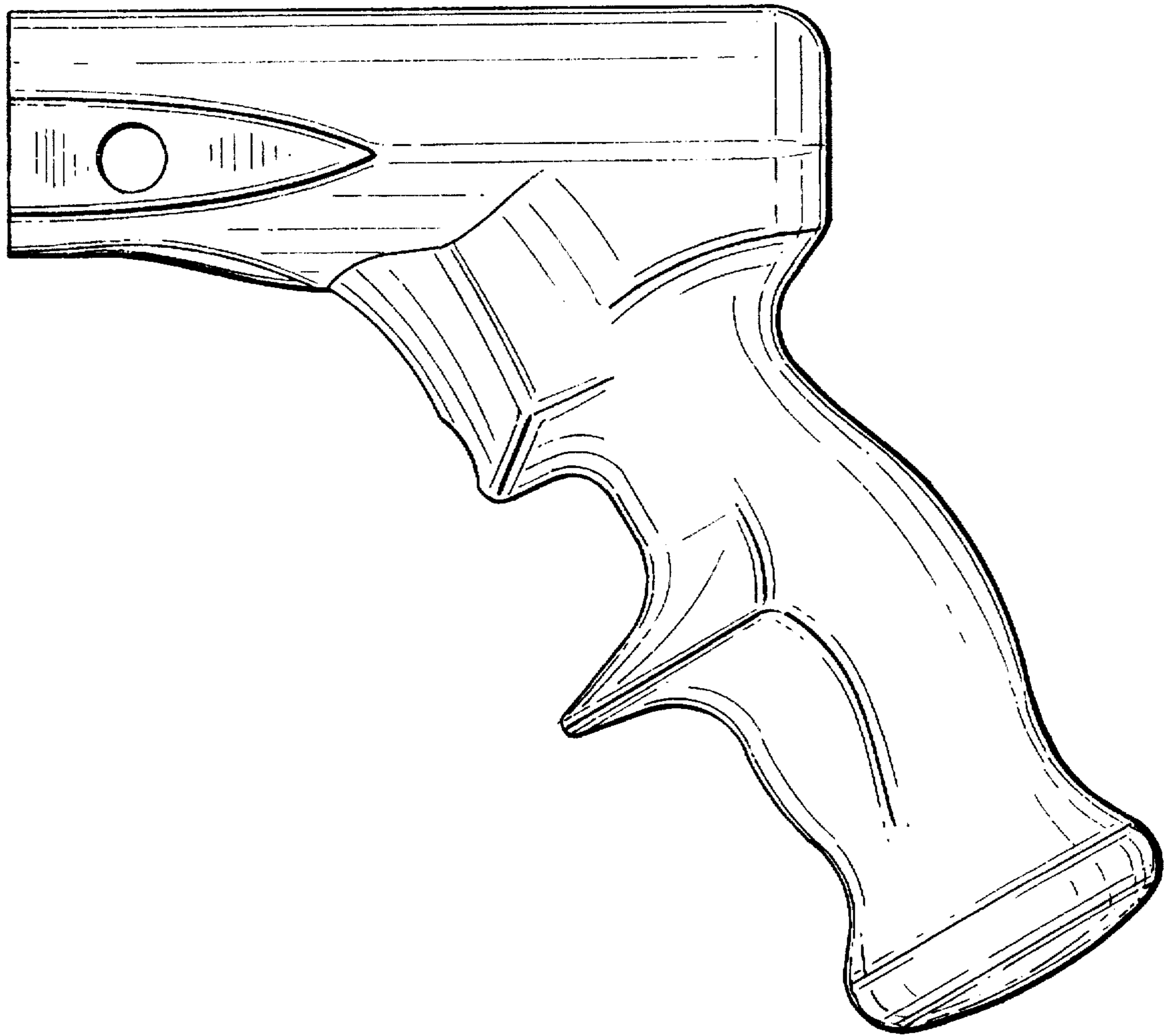


FIG. 1

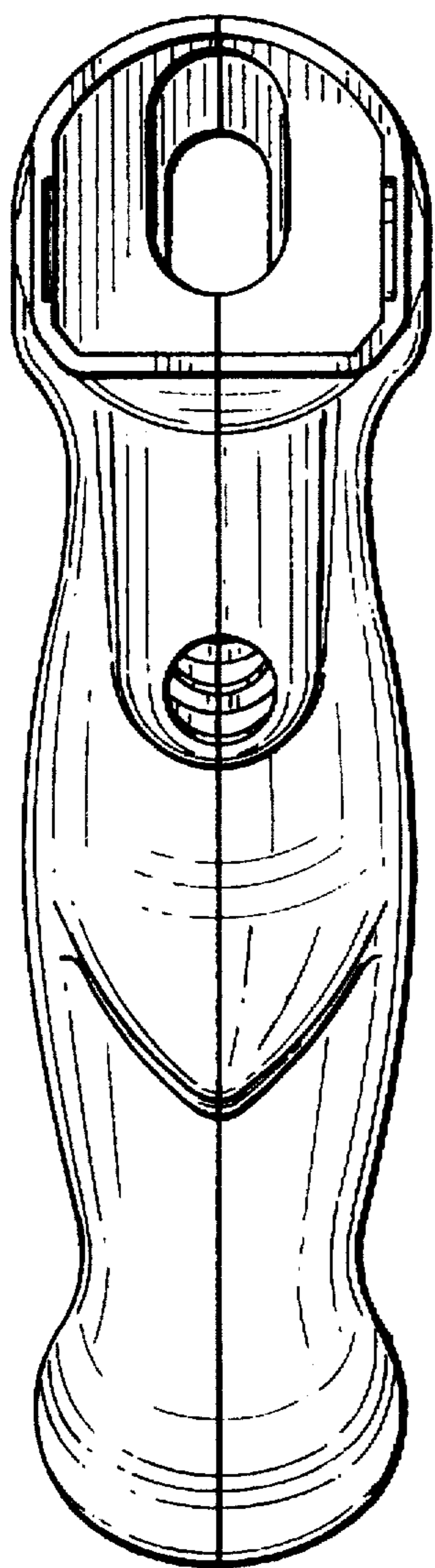


FIG. 2

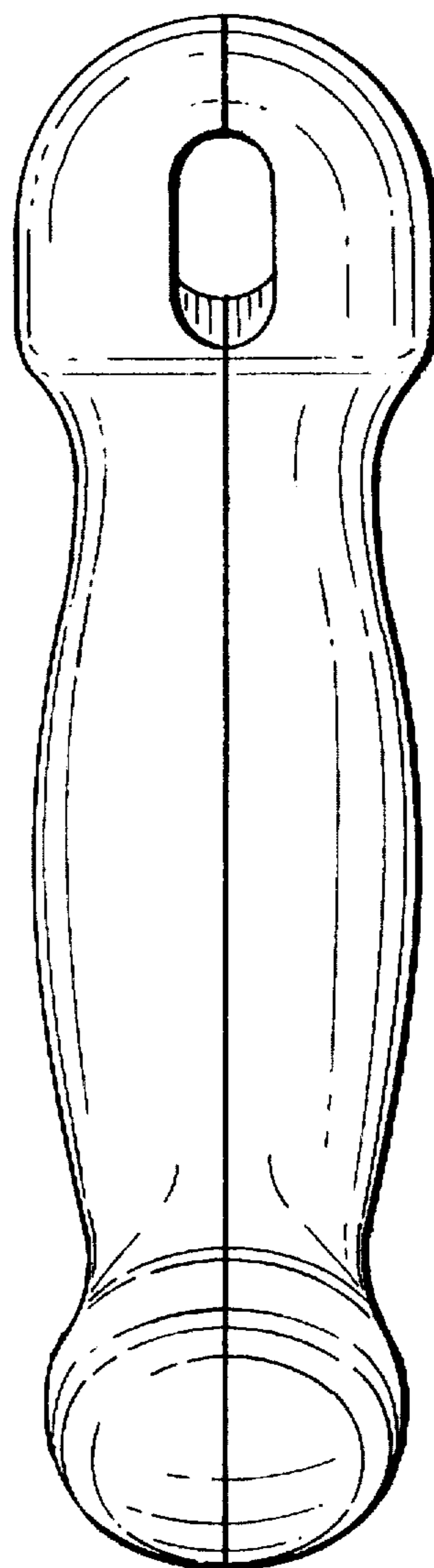


FIG. 3




FIG. 4

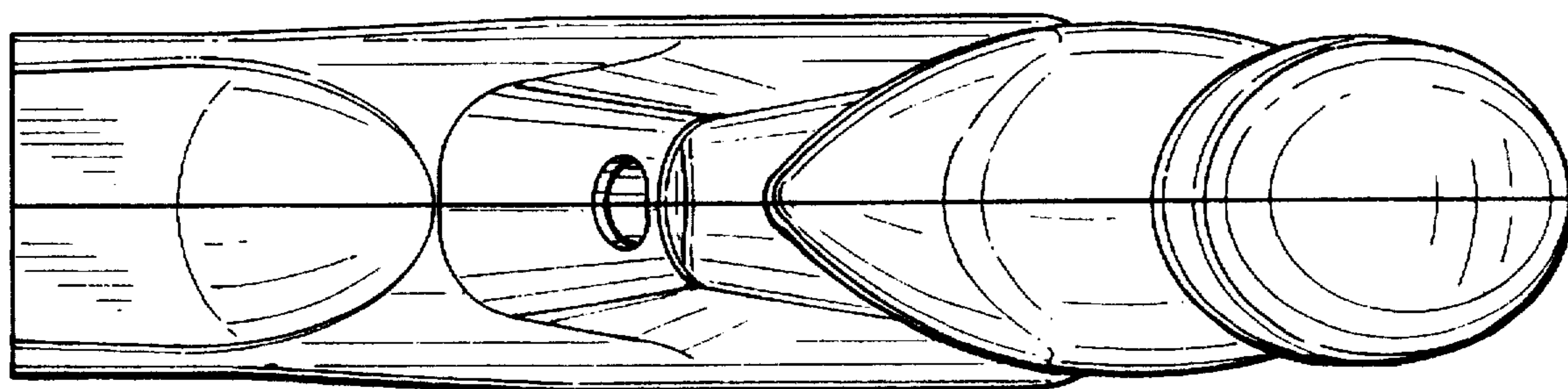


FIG. 5