



US00D396618S

United States Patent [19]

Swinden et al.

[11] Patent Number: **Des. 396,618**

[45] Date of Patent: ****Aug. 4, 1998**

[54] PLIERS HANDLE

[75] Inventors: **David A. Swinden, Ellenville; Robert L. Naas, Skaneateles, both of N.Y.**

[73] Assignee: **Imperial Schrade Corp., Ellenville, N.Y.**

[**] Term: **14 Years**

[21] Appl. No.: **61,658**

[22] Filed: **Oct. 28, 1996**

[51] LOC (6) Cl. **08-05**

[52] U.S. Cl. **D8/52; D8/105**

[58] Field of Search **D8/52, 107, 105; 7/128, 129, 118, 168, 158, 142, 165; 81/427.5**

[56] References Cited

U.S. PATENT DOCUMENTS

D. 368,634	4/1996	Frazer	D8/105
4,238,862	12/1980	Leatherman	7/129
4,648,145	3/1987	Miceli	7/158
4,744,272	5/1988	Leatherman	7/129
4,888,869	12/1989	Leatherman	7/129
5,062,173	11/1991	Collins et al.	7/118
5,142,721	9/1992	Sessions et al.	7/128
5,212,844	5/1993	Sessions et al.	7/128
5,267,366	12/1993	Frazer	7/168

FOREIGN PATENT DOCUMENTS

0513937A2 11/1992 European Pat. Off. .

OTHER PUBLICATIONS

Smokey Mountain Knife Works Catalog, p. 19, Gerber Multiplier Tool, 1996.

Smokey Mountain Knife Works Catalog, p. 36, SOG Power Pliers and Paratool, 1996.

Primary Examiner—Philip S. Hyder

Attorney, Agent, or Firm—Saidman DesignLaw Group

[57] CLAIM

The ornamental design for a pliers handle, as shown and described.

DESCRIPTION

FIG. 1 is a top and side perspective view of a pliers handle showing our new design;

FIG. 2 is a bottom and side perspective view thereof;

FIG. 3 is a top view thereof;

FIG. 4 is a bottom view thereof;

FIG. 5 is a front view thereof;

FIG. 6 is a rear view thereof;

FIG. 7 is a left side thereof; and,

FIG. 8 is a right side view thereof.

The broken line portions of the drawing disclosure are for illustrative purposes only and form no part of the claimed design.

1 Claim, 4 Drawing Sheets

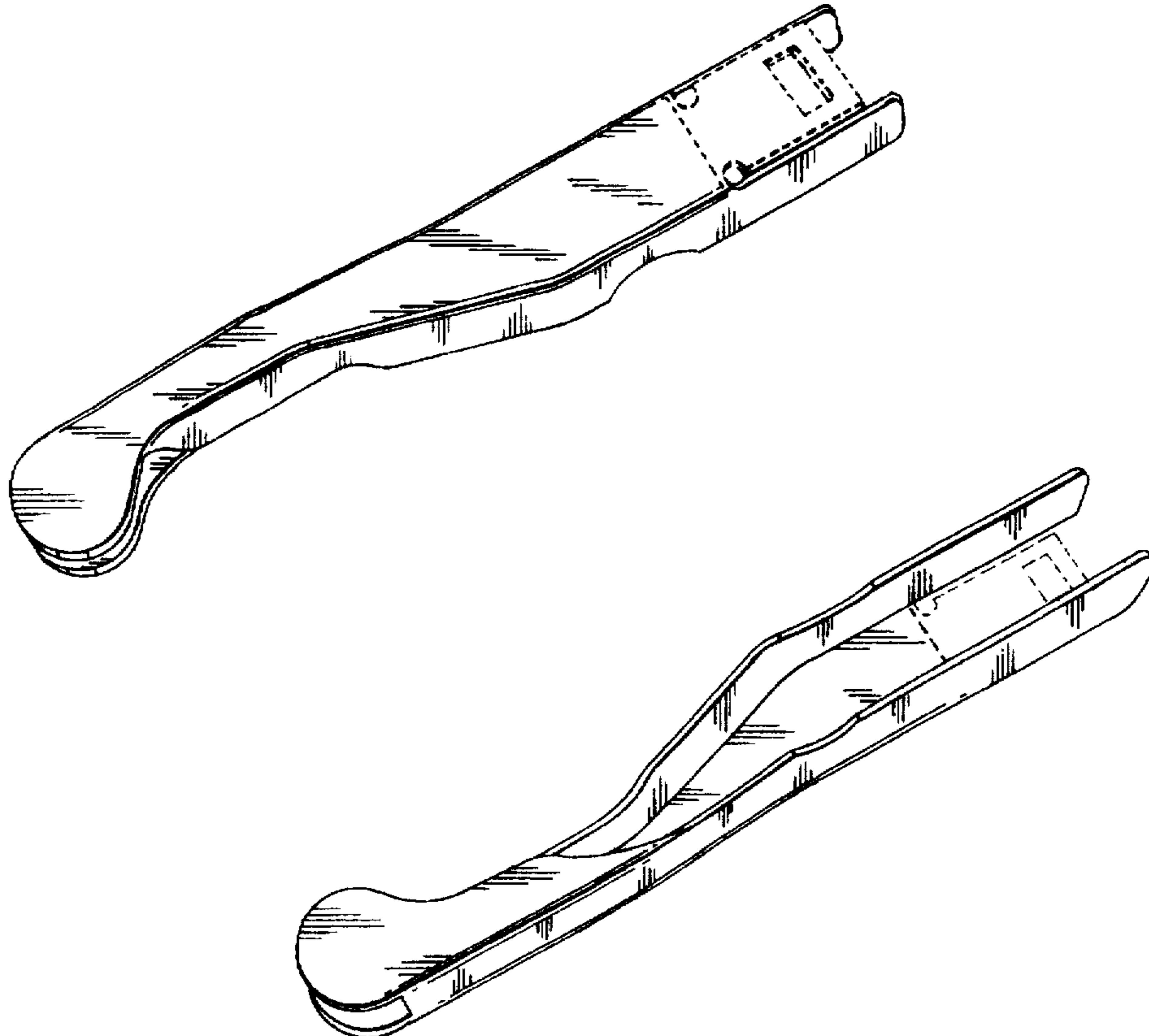


FIG. 1

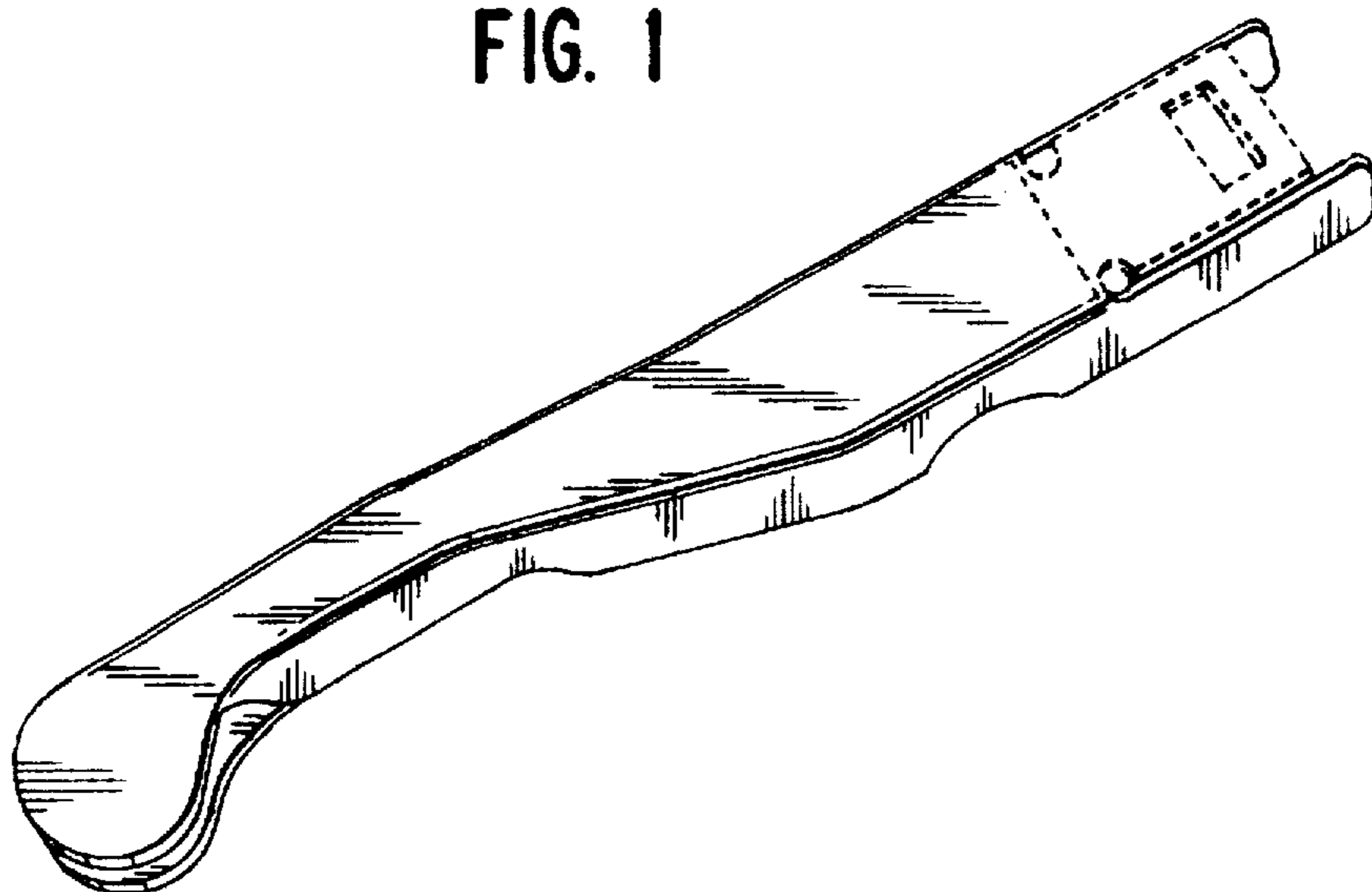


FIG. 2

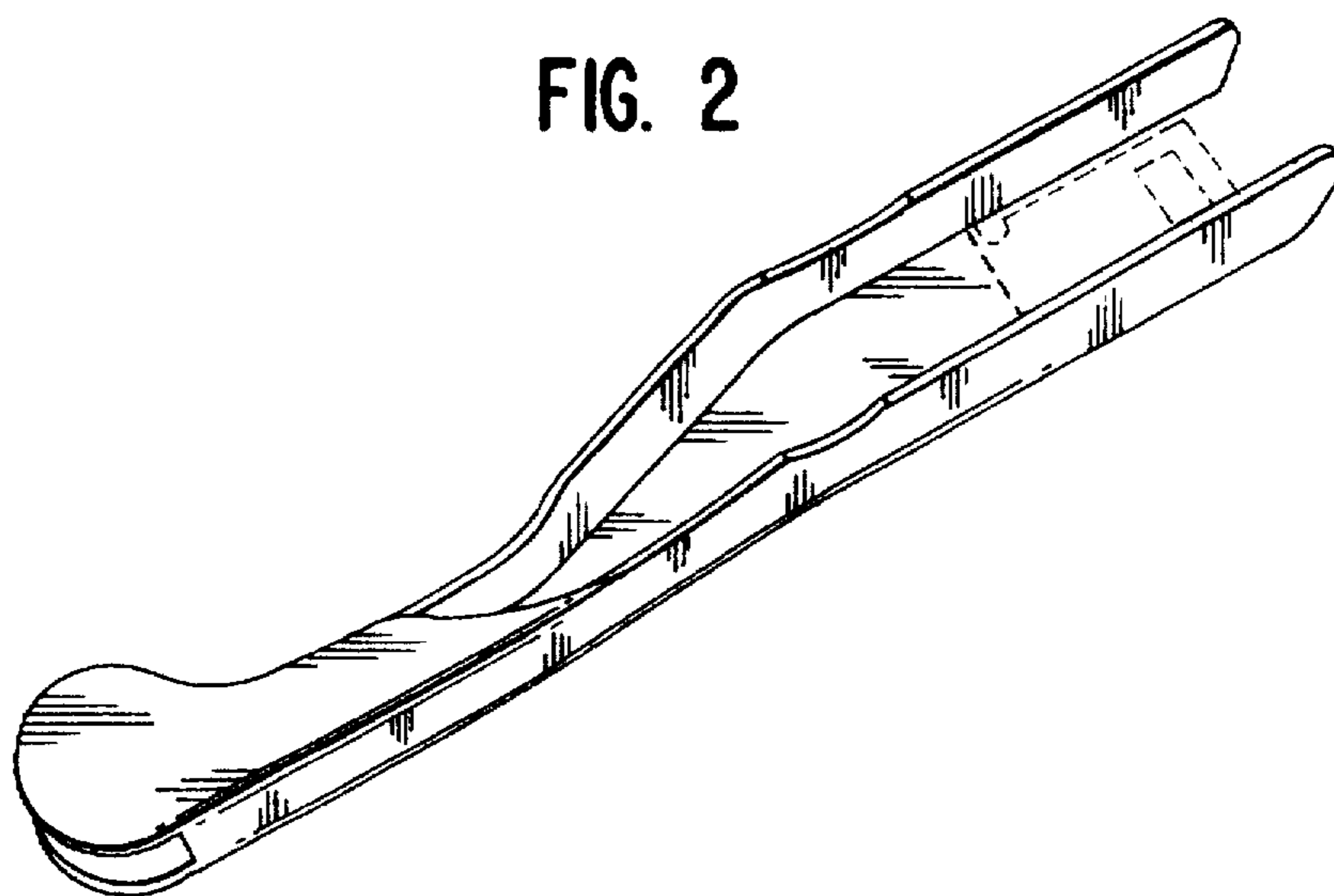


FIG. 3




FIG. 4

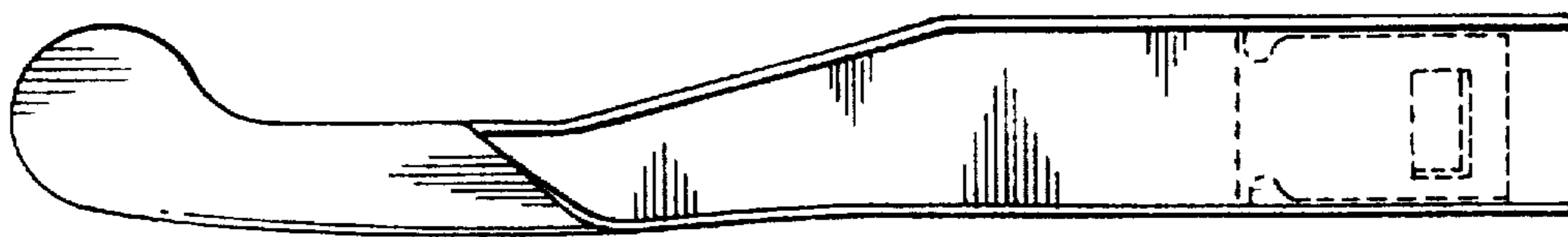


FIG. 5




FIG. 6



FIG. 7



FIG. 8

