



US00D396605S

United States Patent [19]

Benson

[11] **Patent Number: Des. 396,605**

[45] **Date of Patent: **Aug. 4, 1998**

[54] **CUP**

[75] **Inventor: Kenneth R. Benson, Southbury, Conn.**

[73] **Assignee: Syracuse China Company, Syracuse, N.Y.**

[**] **Term: 14 Years**

[21] **Appl. No.: 74,322**

[22] **Filed: Jul. 31, 1997**

[51] **LOC (6) Cl. 07-01**

[52] **U.S. Cl. D7/536; D7/533**

[58] **Field of Search D7/622, 533, 536, D7/602, 605, 608, 701, 705, 619, 709, 300.1, 503, 505, 507, 509, 510, 511; 220/703, 705, 717, 707, 713, 737, 739, 625**

[56] **References Cited**

U.S. PATENT DOCUMENTS

D. 165,876 2/1952 Sakier D7/536

D. 309,545 7/1990 Ancona et al. D7/536 X

D. 313,535 1/1991 Unger D7/536 X

D. 321,814 11/1991 Unger D7/536

D. 351,086 10/1994 Jaworski D7/536

D. 353,518 12/1994 Cautereels et al. D7/533 X

D. 368,830 4/1996 Lu D7/533 X

1,985,375 12/1934 Krueger D7/533 X

4,917,251 4/1990 Favre D7/536 X

OTHER PUBLICATIONS

Mug #9, Bloomingdales, Apr. 1978, p. 17.

Primary Examiner—M. N. Pandozzi

Attorney, Agent, or Firm—Emch, Schaffer, Schaub & Porcello Co., L.P.A.

[57] **CLAIM**

The ornamental design for a cup, as shown and described.

DESCRIPTION

FIG. 1 is a perspective view of the present design;

FIG. 2 is a top view thereof;


FIG. 3 is a side elevational view thereof;

FIG. 4 is a bottom view thereof;

FIG. 5 is a side elevational view thereof; and,

FIG. 6 is a front elevational view thereof; the back elevational view being a mirror image of the front elevational view.

1 Claim, 3 Drawing Sheets






FIG. 1




FIG. 2




FIG. 4




FIG. 3




FIG. 5

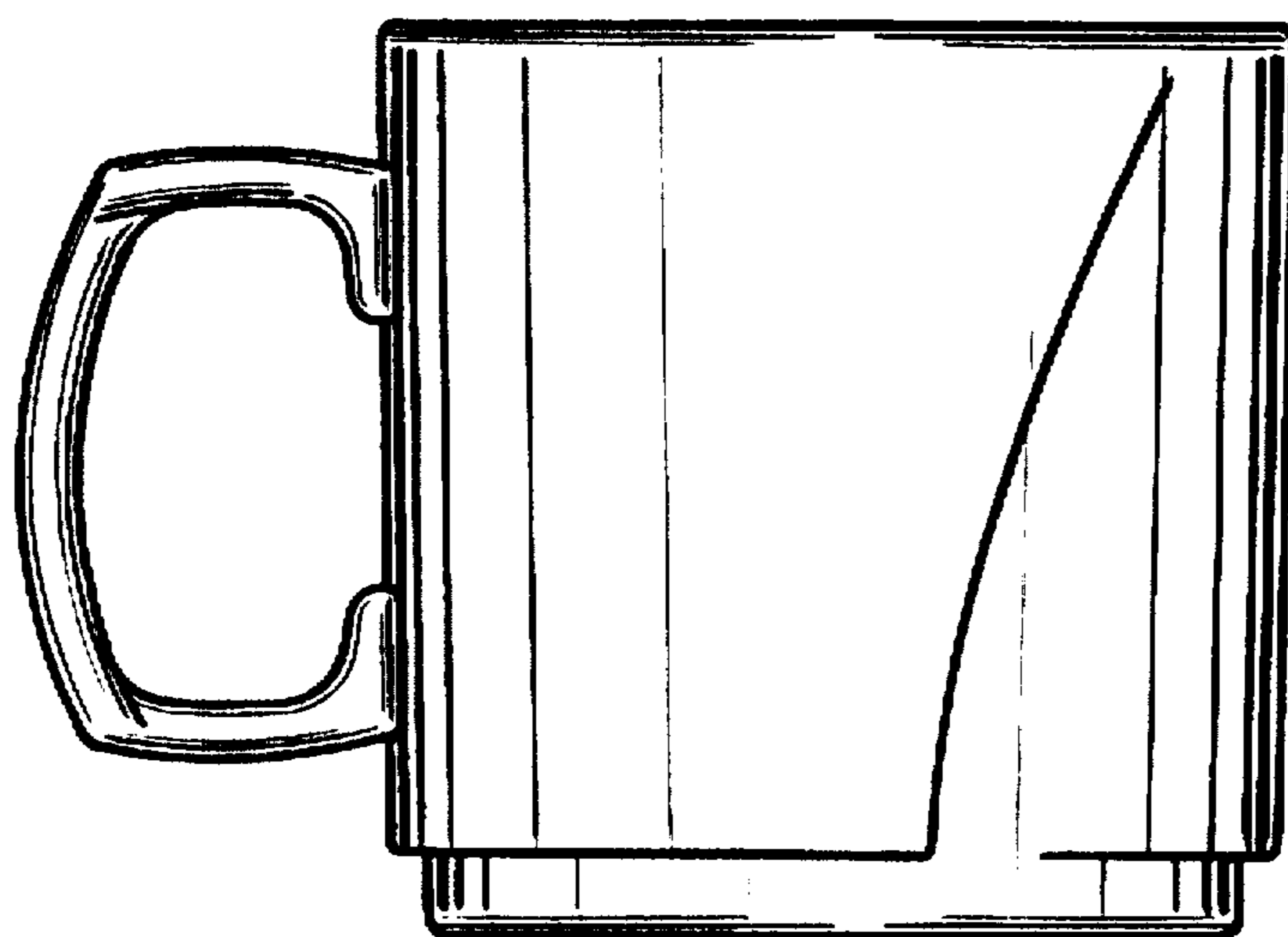


FIG. 6