

US00D396604S

United States Patent [19]
Wallays

[11] **Patent Number: Des. 396,604**

[45] **Date of Patent: **Aug. 4, 1998**

- [54] **KITCHEN IMPLEMENT HANDLE**
- [75] **Inventor: Nele Wallays, Antwerp, Belgium**
- [73] **Assignee: Dart Industries Inc., Orlando, Fla.**
- [**] **Term: 14 Years**
- [21] **Appl. No.: 76,386**
- [22] **Filed: Sep. 8, 1997**
- [51] **LOC (6) Cl. 07-06**
- [52] **U.S. Cl. D7/401.2; D7/694**
- [58] **Field of Search D7/683-696, 401.2,
D7/395; 16/110 R, 114 R, 114 A, 116 R,
111 R; 30/306, 307, 314-316, 319**

[56] **References Cited**

U.S. PATENT DOCUMENTS

- D. 172,235 5/1954 Marino .
- D. 221,291 7/1971 Futter .
- D. 286,608 11/1986 Leung D7/688
- D. 366,185 1/1996 Lie D7/401.2
- 4,974,286 12/1990 Stowell et al. .
- 5,479,708 1/1996 Thomas .
- 5,493,781 2/1996 Saito 30/319
- 5,598,634 2/1997 Berns .

FOREIGN PATENT DOCUMENTS

2026309 2/1980 United Kingdom .

OTHER PUBLICATIONS

"La Forme Accessories" Advertisement with Translation undated.

Primary Examiner—Terry A. Wallace
Attorney, Agent, or Firm—John A. Doninger


[57] **CLAIM**

The ornamental design for a kitchen implement handle, as shown and described.

DESCRIPTION

FIG. 1 is a top, front and side perspective view of a kitchen implement handle showing my new design;
 FIG. 2 is a top plan view thereof;
 FIG. 3 is a bottom plan view thereof;
 FIG. 4 is a right side elevation view thereof;
 FIG. 5 is a left side elevation view thereof;
 FIG. 6 is a front elevation view thereof; and,
 FIG. 7 is a rear elevation view thereof.
 The broken line showing is for environmental purposes only.

1 Claim, 2 Drawing Sheets






FIG. 1

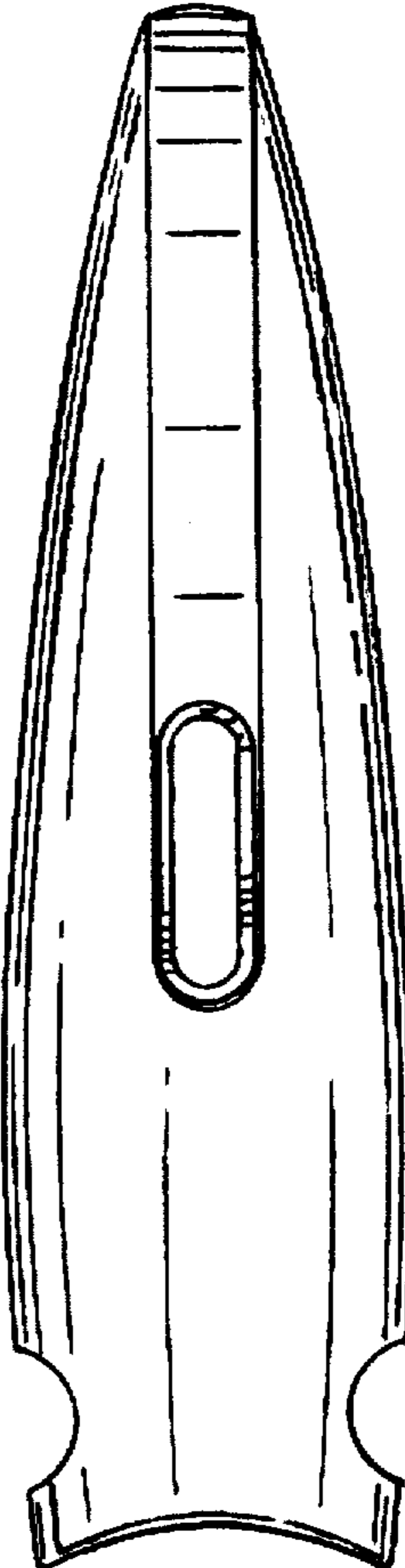


FIG. 2

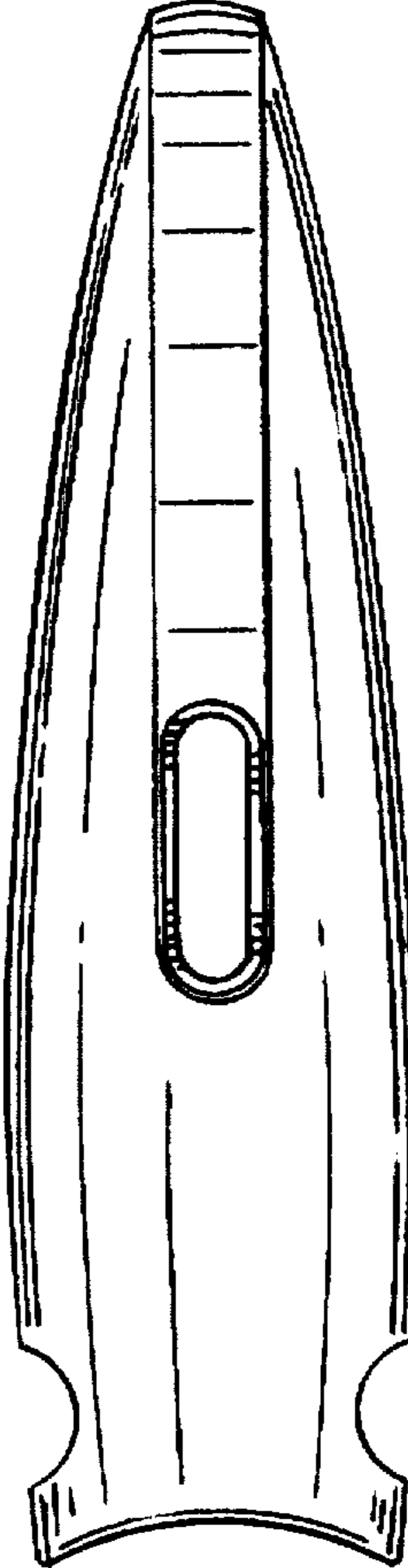


FIG. 3



FIG. 4



FIG. 5




FIG. 7



FIG. 6