

US00D396603S

United States Patent [19] Gasser

[11] Patent Number: **Des. 396,603**

[45] Date of Patent: ****Aug. 4, 1998**

[54] **PERMANENT TEA FILTER**
[75] Inventor: **Ruedy Gasser, Buerglen, Switzerland**
[73] Assignee: **Maxs AG, Sachseln, Switzerland**
[**] Term: **14 Years**

D. 255,313 6/1980 Elkerbout D7/400
D. 272,308 1/1984 Schlessel D7/400
D. 277,255 1/1985 Dur Untz D7/387
D. 279,379 6/1985 Uram D7/400 X
D. 328,405 8/1992 Heiligenstein et al. D7/400
D. 341,992 12/1993 Gasser D7/400
D. 354,898 1/1995 Nagy D7/669 X

[21] Appl. No.: **50,158**
[22] Filed: **Feb. 9, 1996**

Primary Examiner—M. N. Pandozzi
Attorney, Agent, or Firm—Townsend and Townsend and Crew LLP

Related U.S. Application Data

[63] Continuation of Ser. No. 23,056, May 17, 1994, abandoned.

[57] CLAIM

The ornamental design for a permanent tea filter, as shown and described.

[30] Foreign Application Priority Data

Nov. 22, 1993 [DE] Germany 93 09 125.7

DESCRIPTION

[51] LOC (6) Cl. **07-99**
[52] U.S. Cl. **D7/400**
[58] Field of Search D7/400, 387, 369,
D7/667; 210/550.1, 477; D24/162; D23/209

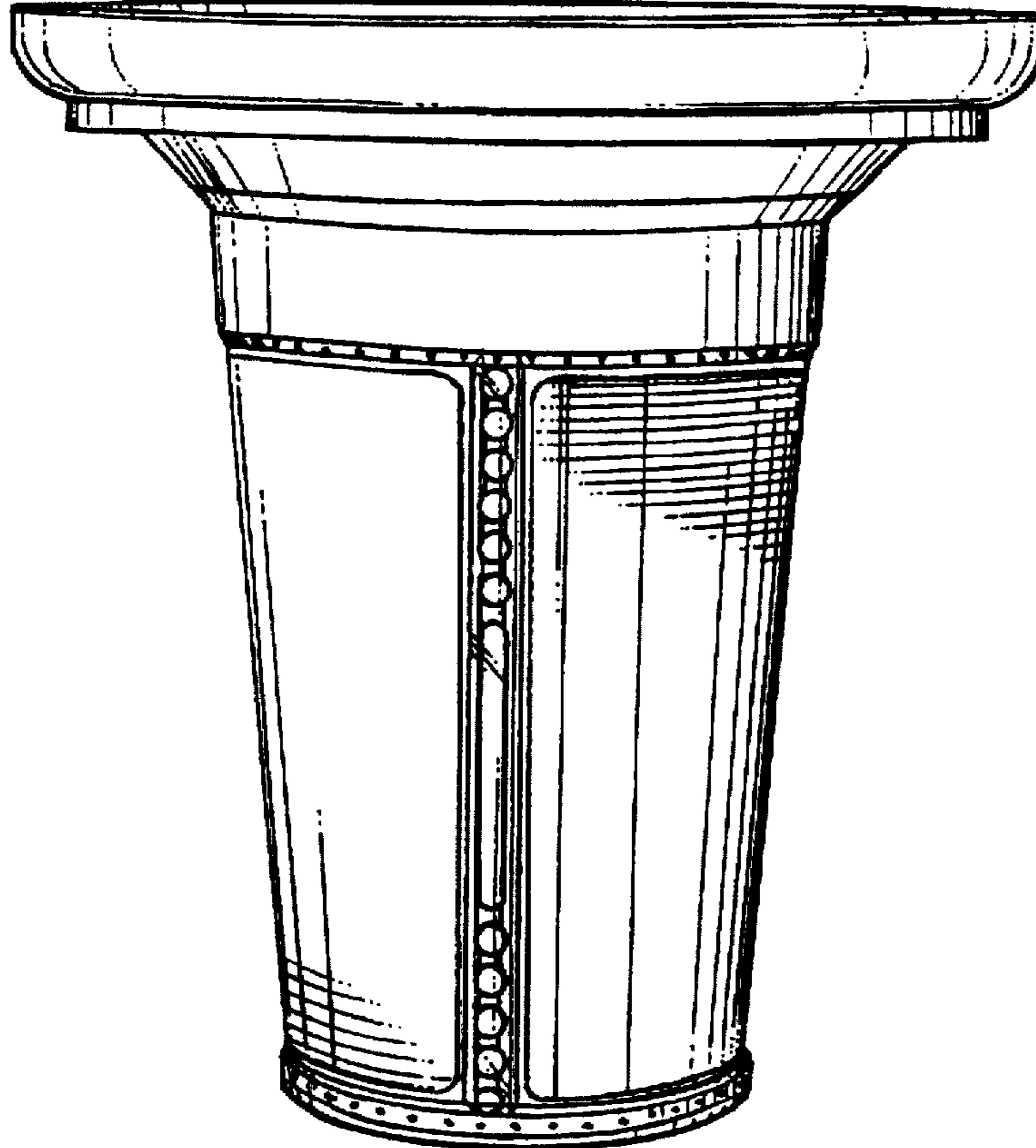
FIG. 1 is a side elevational view of a permanent tea filter showing my new design, the other side being identical;
FIG. 2 is a top view thereof; and,
FIG. 3 is a bottom view thereof.

[56] References Cited

U.S. PATENT DOCUMENTS

D. 235,183 5/1975 Braun D7/667

1 Claim, 3 Drawing Sheets



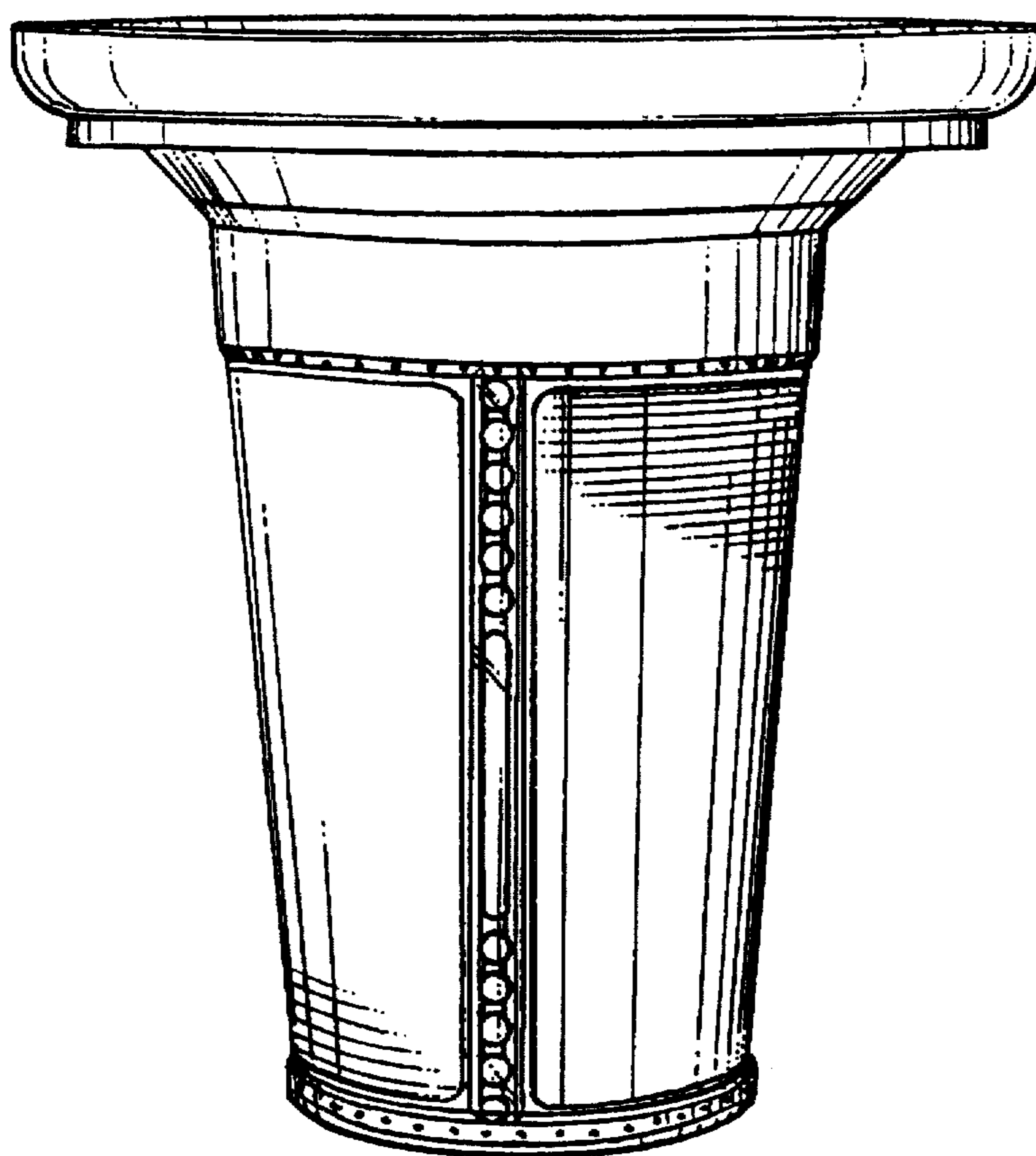


FIG.1

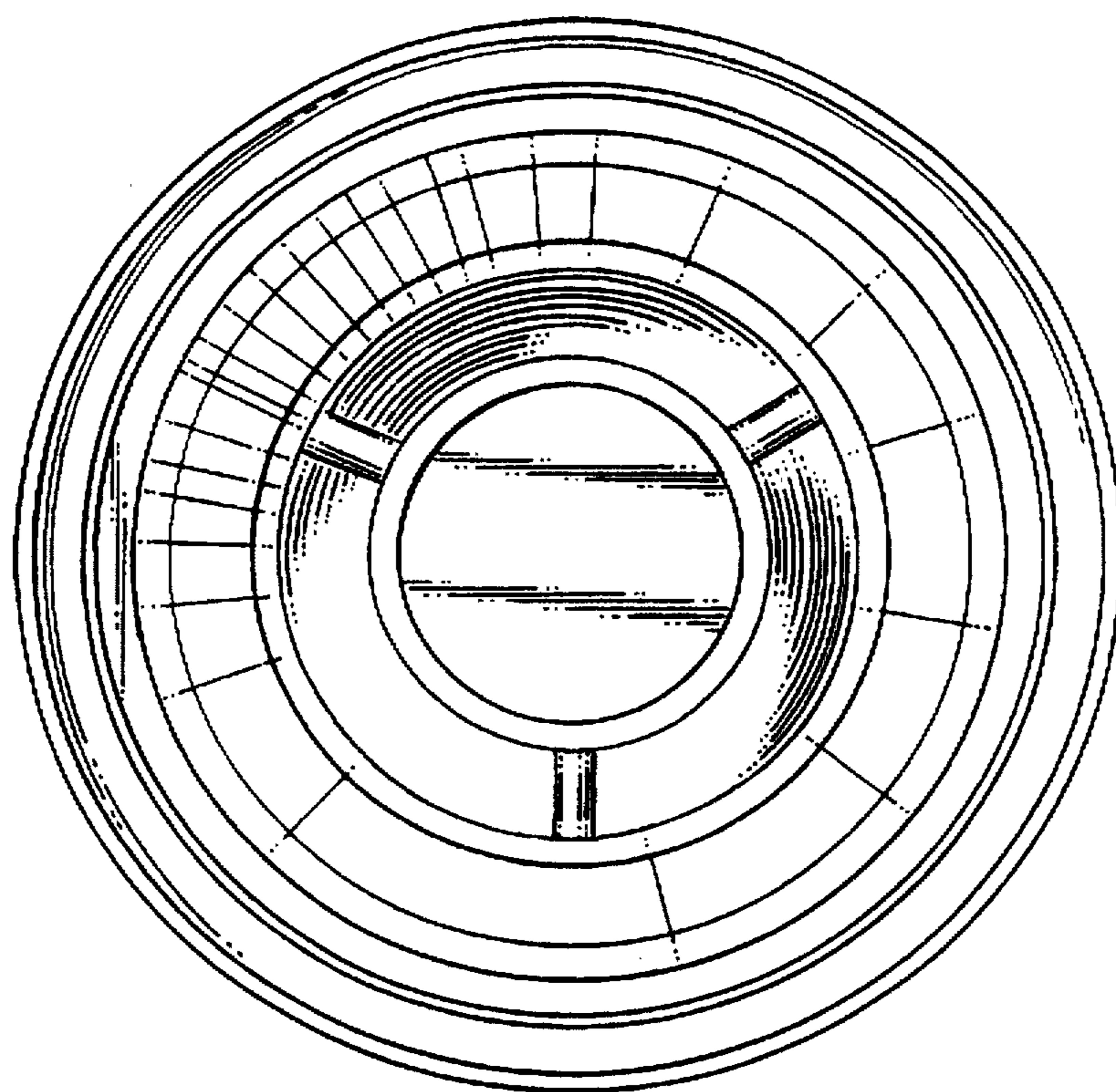


FIG. 2

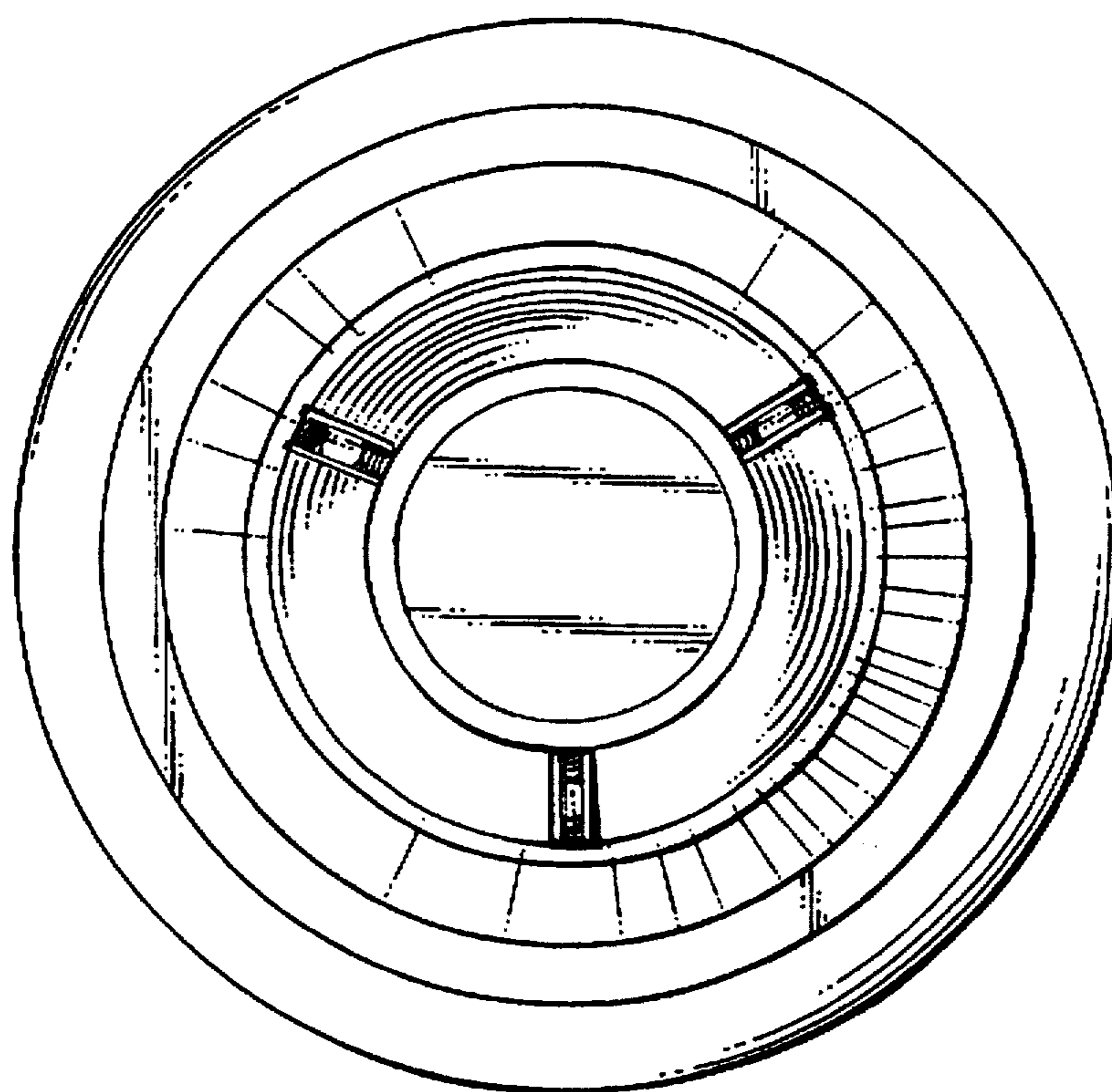


FIG. 3