



US00D396571S

**United States Patent** [19]  
**Diramarian**

[11] **Patent Number:** **Des. 396,571**  
[45] **Date of Patent:** **\*\*Aug. 4, 1998**

[54] **CHAIR**

[75] **Inventor:** **Arsho Diramarian, Pasadena, Calif.**

[73] **Assignee:** **Aleco Furniture Mfg Inc., Vernon, Calif.**

[\*\*] **Term:** **14 Years**

[21] **Appl. No.:** **71,508**

[22] **Filed:** **May 30, 1997**

[51] **LOC (6) Cl.** ..... **06-01**

[52] **U.S. Cl.** ..... **D6/380; D6/374**

[58] **Field of Search** ..... **D6/334, 370, 374, D6/375, 376, 379, 380, 500, 501, 502; 297/446.1**

[56] **References Cited**

**U.S. PATENT DOCUMENTS**

D. 82,338 10/1930 McArthur, Jr. .... D6/370

D. 83,346	2/1931	Pauli	.....	D6/380
D. 108,889	3/1938	Powell	.....	D6/380
D. 109,423	4/1938	Satomon	.....	D6/380
D. 168,465	12/1952	Lucas	.....	D6/380
D. 191,355	9/1961	Sussman	.....	D6/380
D. 196,575	10/1963	Ritts	.....	D6/380
D. 374,995	10/1996	Graham et al.	.....	D6/380

*Primary Examiner*—Gary D. Watson

*Attorney, Agent, or Firm*—Thomas I. Rozsa; Tony D. Chen

[57] **CLAIM**

The ornamental design for a chair, as shown and described.

**DESCRIPTION**

FIG. 1 is a perspective view of a chair, showing my new design;

FIG. 2 is a front elevational view;


FIG. 3 is a rear elevational view;

FIG. 4 is a side elevational view, the other side being a mirror image;

FIG. 5 is a bottom plan view; and,

FIG. 6 is a top plan view.

**1 Claim, 2 Drawing Sheets**






FIG. 1




FIG. 2




FIG. 3

