



US00D396570S

United States Patent [19]
Lohmeyer

[11] **Patent Number:** **Des. 396,570**
[45] **Date of Patent:** ****Aug. 4, 1998**

[54] **CHAIR**

[76] **Inventor:** **Hartmut Lohmeyer, Flemingstrasse
94A, D-81925 München, Germany**

[**] **Term:** **14 Years**

[21] **Appl. No.:** **64,521**

[22] **Filed:** **Jan. 3, 1997**

[30] **Foreign Application Priority Data**

Jul. 4, 1996 [DE] Germany M9605869.2

[51] **LOC (6) Cl.** **06-01**

[52] **U.S. Cl.** **D6/380; D6/374**

[58] **Field of Search** **D6/334, 368, 374,
D6/379, 380, 500, 501, 502; 297/56, 446.2,
447.1**

[56] **References Cited**

U.S. PATENT DOCUMENTS

D. 183,740 10/1958 Hamilton D6/374

D. 214,267 5/1969 Moore et al. D6/368
D. 333,739 3/1993 Yeh D6/380
D. 349,196 8/1994 Lohmeyer D6/379
D. 350,242 9/1994 Lohmeyer D6/380 X

Primary Examiner—Gary D. Watson
Attorney, Agent, or Firm—Banner & Witcoff, Ltd.

[57] **CLAIM**

The ornamental design for a chair, as shown and described.

DESCRIPTION


FIG. 1 is a perspective view of a chair showing my new design;

FIG. 2 is a perspective view of the chair shown in FIG. 1 from a more sideward viewpoint, the opposite side being a mirror image thereof;

FIG. 3 is a rear elevational view of the chair shown in FIGS. 1 and 2;

FIG. 4 is a top plan view of the chair shown in FIGS. 1-3.

1 Claim, 4 Drawing Sheets






FIG. 1




FIG. 2




FIG. 3

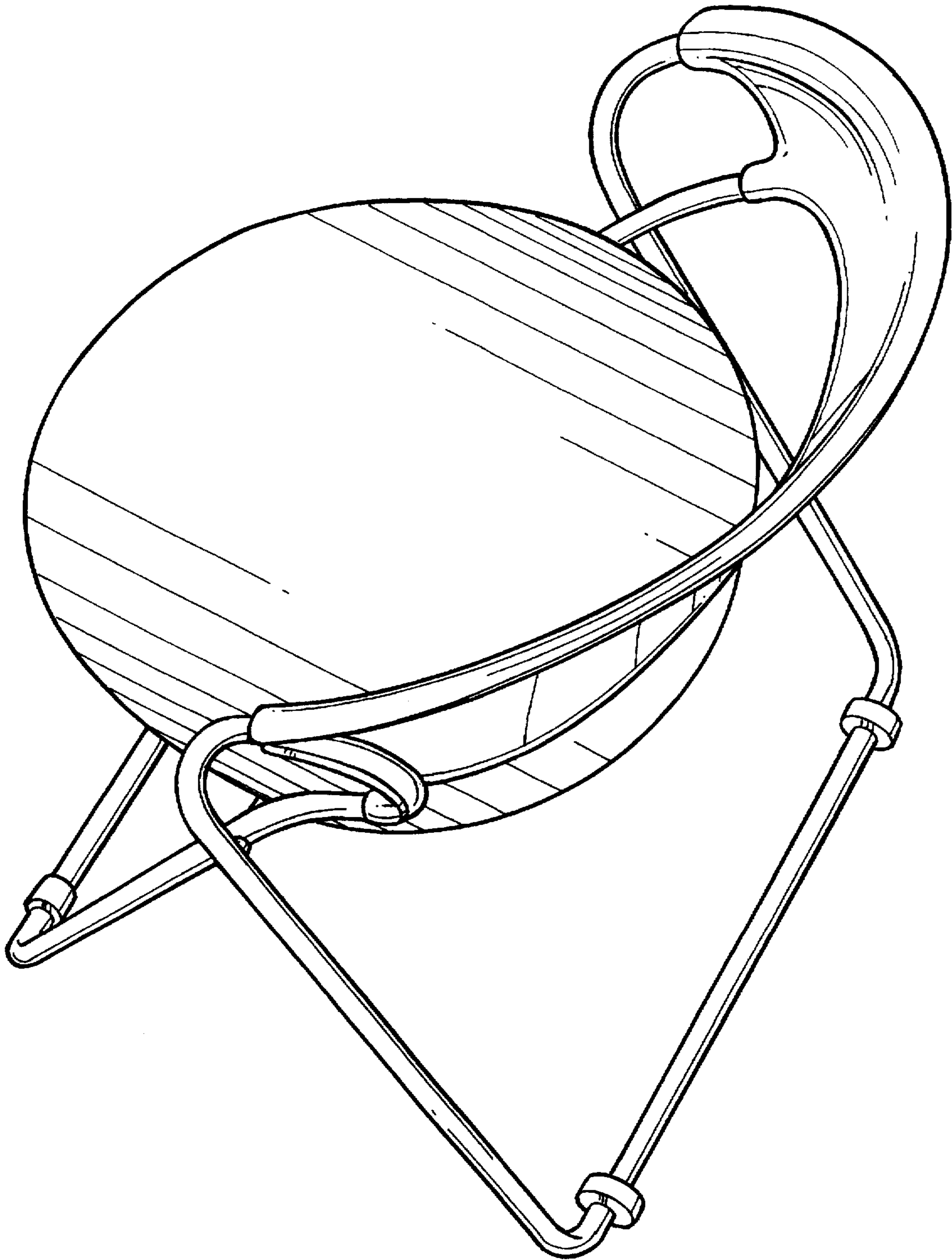


FIG. 4