



US00D396565S

**United States Patent** [19]  
**Gager et al.**

[11] **Patent Number:** **Des. 396,565**  
[45] **Date of Patent:** **\*\*Aug. 4, 1998**

[54] **CUSTOM STOOL**

4,998,774 3/1991 Huff et al. .... 297/461

[75] **Inventors:** **James Gager; Stephen Roberts;**  
**Brenan Liston; Francesco Giancesini,**  
all of New York, N.Y.

*Primary Examiner*—Janice E. Seeger  
*Attorney, Agent, or Firm*—Fulbright & Jaworski LLP

[73] **Assignee:** **Prescriptives, Inc.,** New York, N.Y.

[57] **CLAIM**

[\*\*] **Term:** **14 Years**

The ornamental design for a custom stool, as shown and described.

[21] **Appl. No.:** **70,871**

**DESCRIPTION**

[22] **Filed:** **Apr. 30, 1997**

FIG. 1 is a perspective view of the design for a custom stool according to the invention;

[51] **LOC (6) Cl.** ..... **06-01**

[52] **U.S. Cl.** ..... **D6/349**

FIG. 2 is a side view of the design for a custom stool according to the invention the opposite side being a mirror image thereof;

[58] **Field of Search** ..... D6/349, 350, 352-355,  
D6/360, 366, 487, 499; 297/461, 462, 423.1,  
423.39, 423.41

FIG. 3 is a rear view of the design for a custom stool according to the invention;

[56] **References Cited**


FIG. 4 is a front view of the design for a custom stool according to the invention; and,

**U.S. PATENT DOCUMENTS**

FIG. 5 is an overhead view of the design for a custom stool according to the invention.

D. 182,024 2/1958 Greenberg ..... D6/349  
D. 361,457 8/1995 Laske ..... D6/480

**1 Claim, 2 Drawing Sheets**






FIG. 1

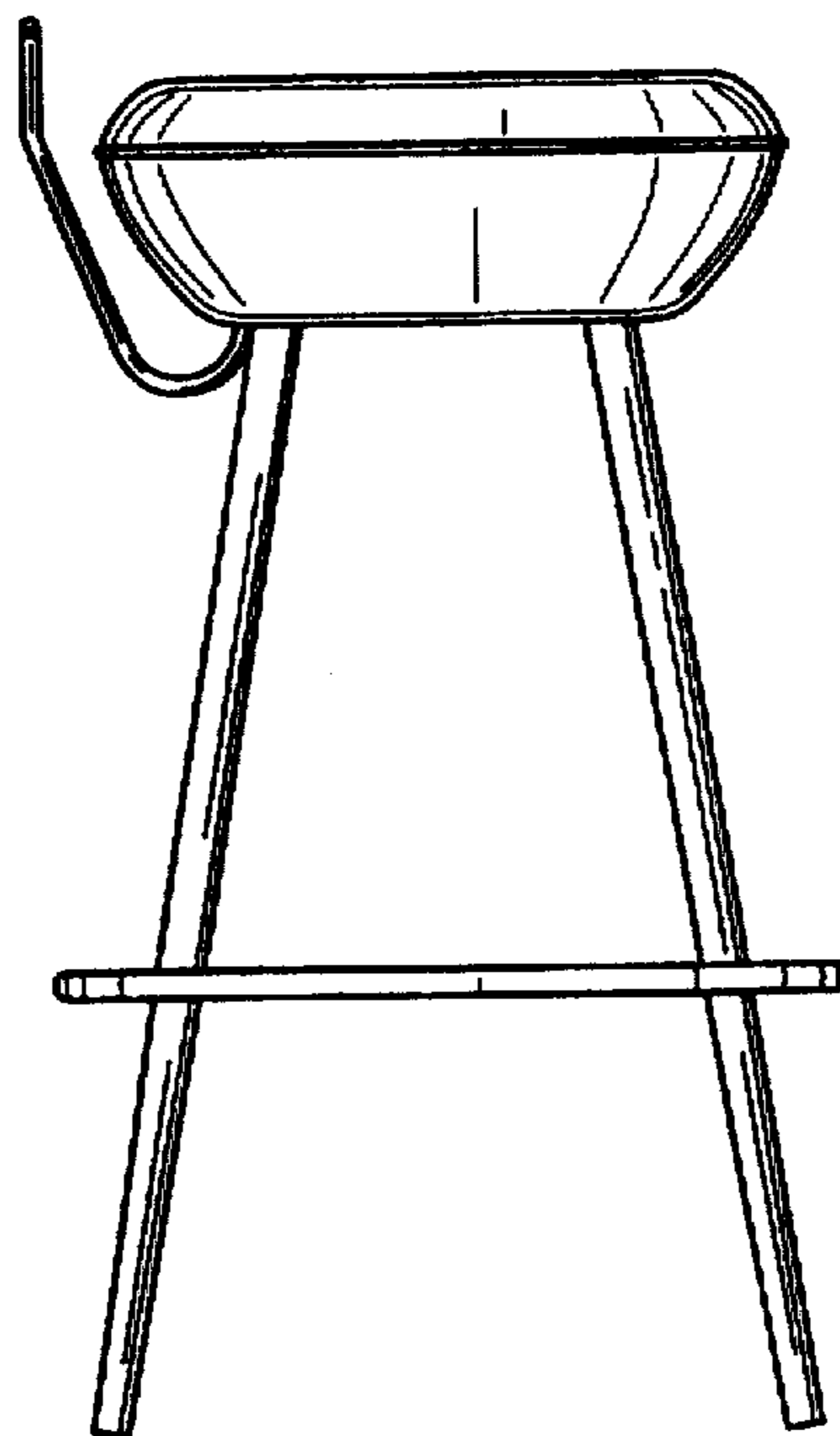


FIG. 2

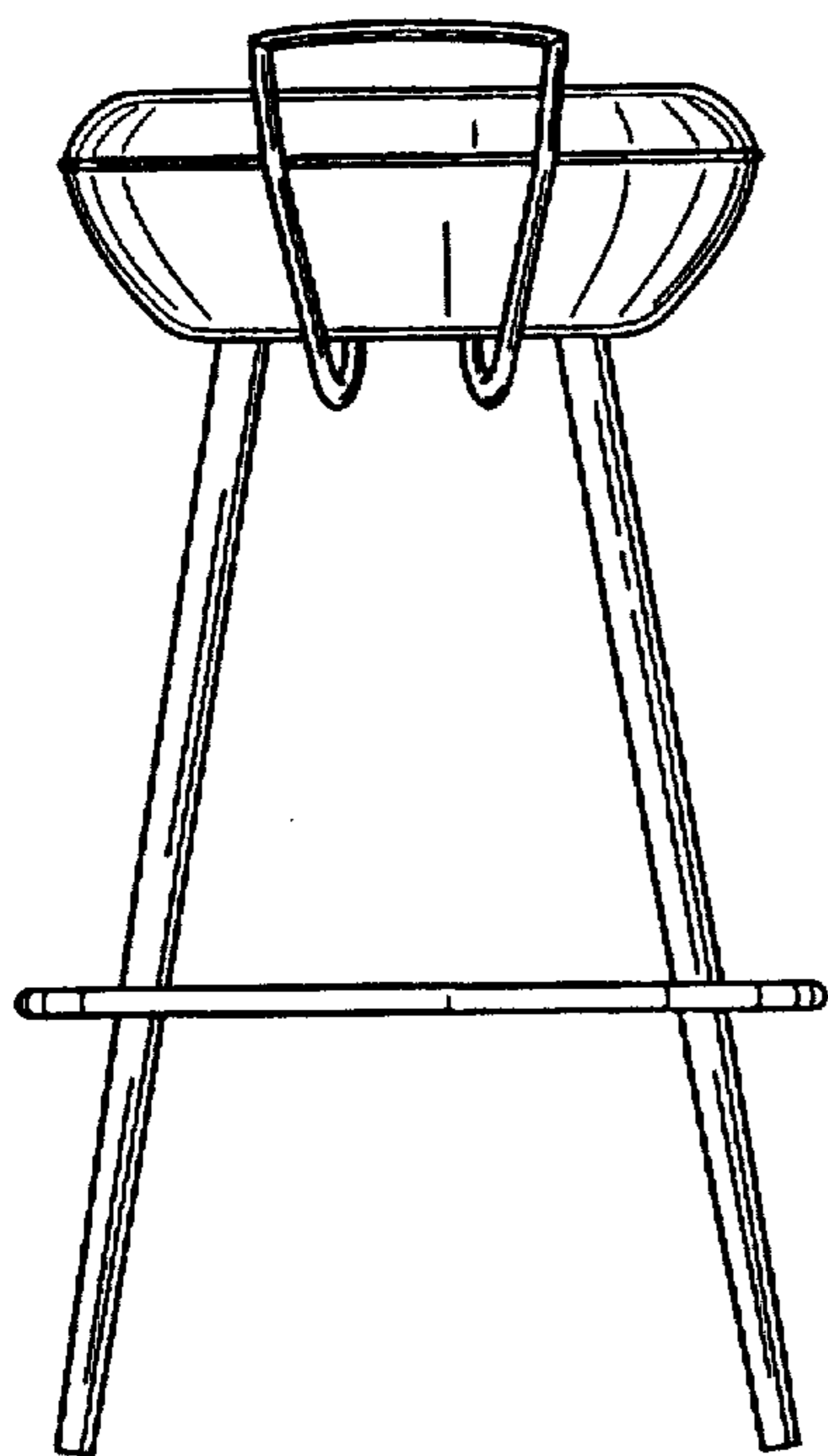


FIG. 3

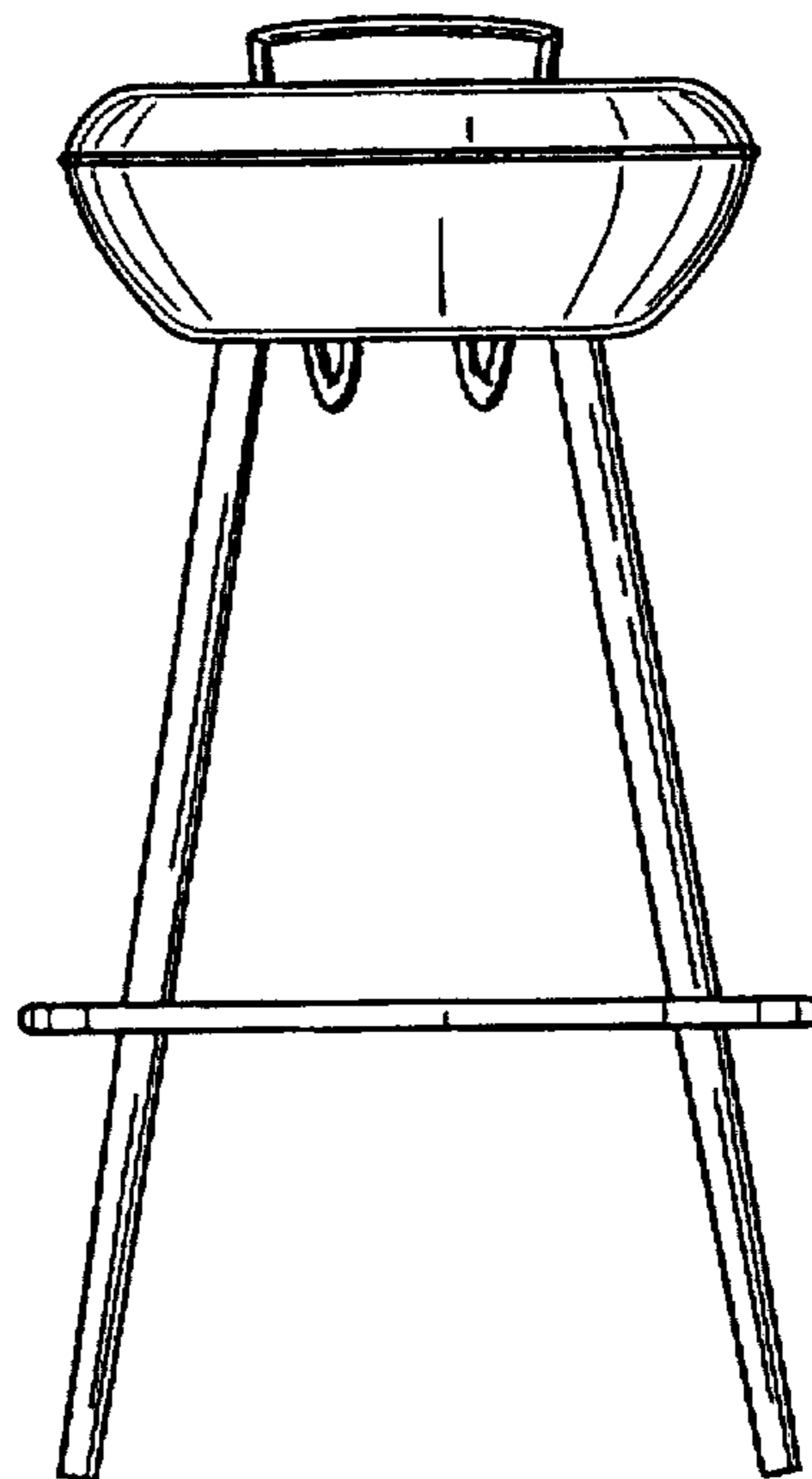


FIG. 4

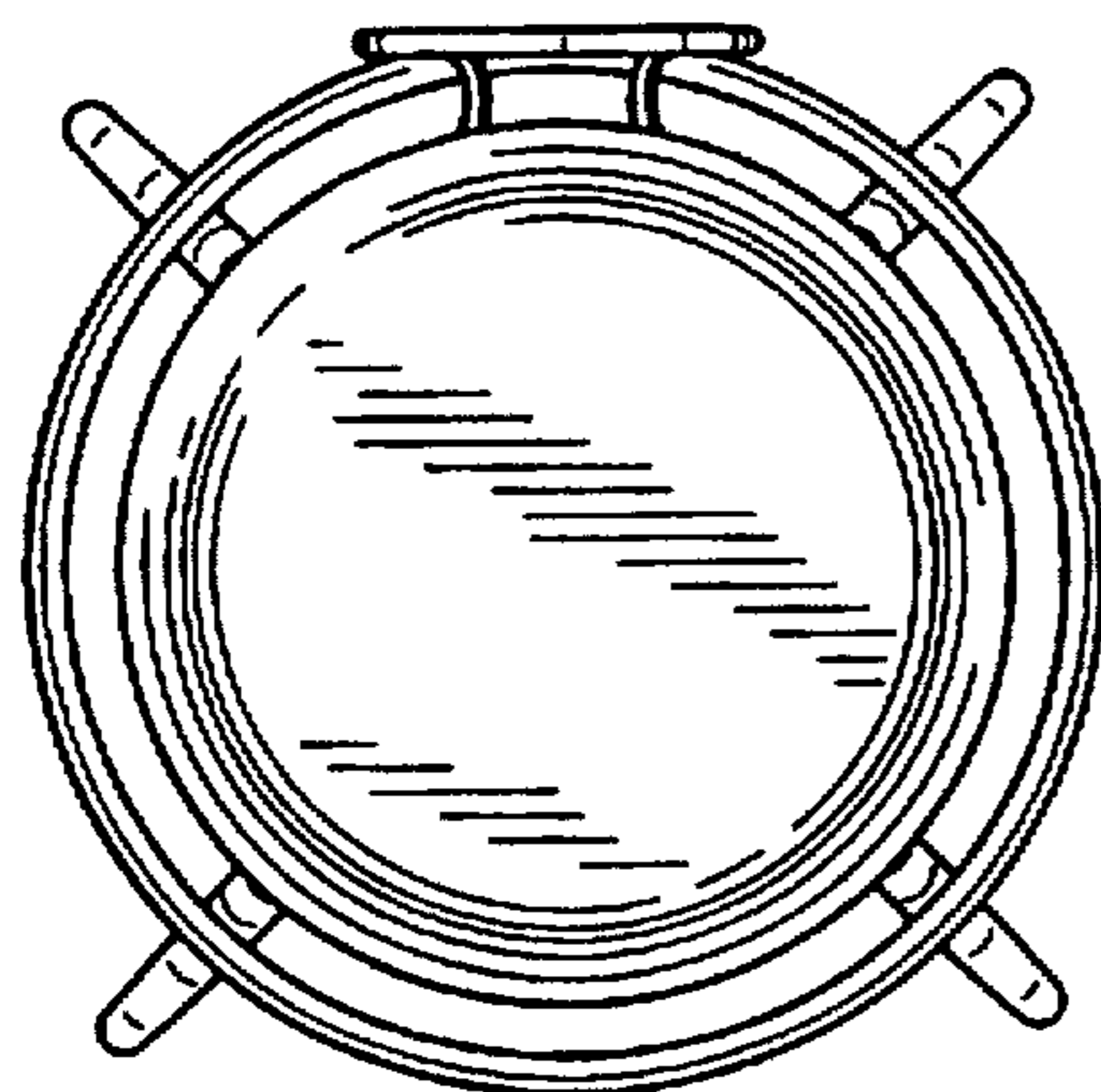


FIG. 5