



US00D396560S

# United States Patent [19]

Beatty

[11] Patent Number: **Des. 396,560**

[45] Date of Patent: **\*\*Aug. 4, 1998**

## [54] FRAME FOR MIRRORS, PICTURES, AND COMBINATIONS THEREOF

[76] Inventor: **Jimmie Jack Beatty**, Rte. 3, Box 285K, Tecumseh, Okla. 74873

[\*\*] Term: **14 Years**

[21] Appl. No.: **67,709**

[22] Filed: **Mar. 7, 1997**

[51] LOC (6) Cl. .... **06-07**

[52] U.S. Cl. .... **D6/303**

[58] Field of Search ..... D6/300-303, 308-314; D20/10, 24, 40; 40/700, 711, 721-724, 730, 729, 765, 766, 779, 798

## [56] References Cited

### U.S. PATENT DOCUMENTS

D. 127,492	5/1941	Sacchetti	.....	D6/301
D. 137,182	2/1944	Hicks	.....	D6/301
D. 166,376	4/1952	Curt	.....	D6/301
D. 370,786	6/1996	Eisenbraun	.....	D6/303

Primary Examiner—Janice E. Seeger  
Attorney, Agent, or Firm—Dunlap & Coddling, P.C.

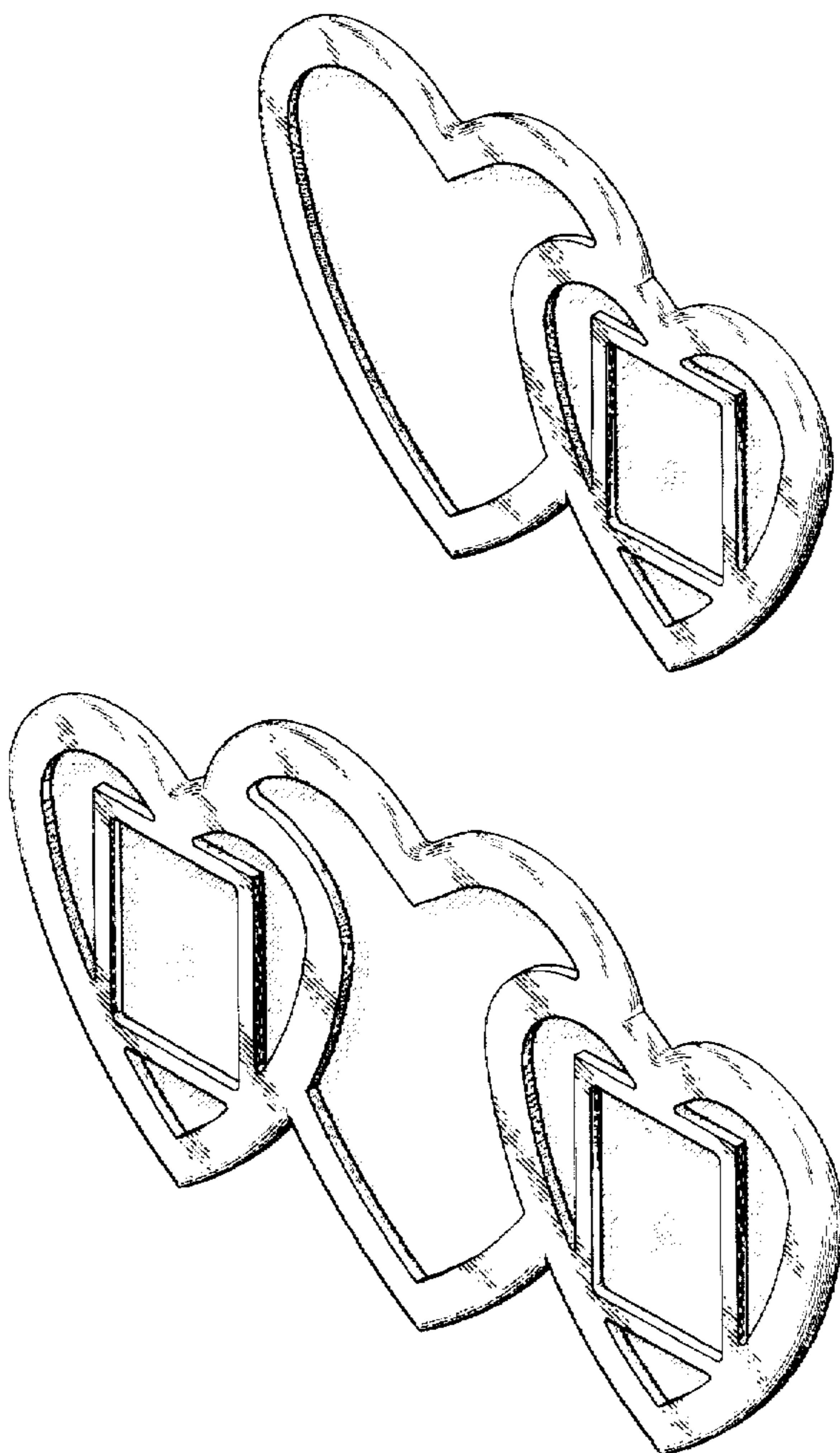
## [57] CLAIM

The ornamental design for a frame for mirrors, pictures, and combinations thereof, as shown and described.

## DESCRIPTION

FIG. 1 is a perspective view of a frame for mirrors, pictures, and combinations thereof showing my design;  
 FIG. 2 is a front elevational view thereof;  
 FIG. 3 is a back elevational view thereof;  
 FIG. 4 is a top plan view thereof;  
 FIG. 5 is a bottom plan view thereof;  
 FIG. 6 is a side elevational view thereof;  
 FIG. 7 is a side elevational view thereof opposite that shown in FIG. 6;  
 FIG. 8 is a perspective view of an alternate embodiment of a frame for mirrors, pictures, and combinations thereof showing my design;  
 FIG. 9 is a front elevational view thereof;  
 FIG. 10 is a back elevational view thereof;  
 FIG. 11 is a top plan view thereof;  
 FIG. 12 is a bottom plan view thereof; and,  
 FIG. 13 is a side elevational view thereof, the opposite side being a mirror image thereof.

1 Claim, 4 Drawing Sheets



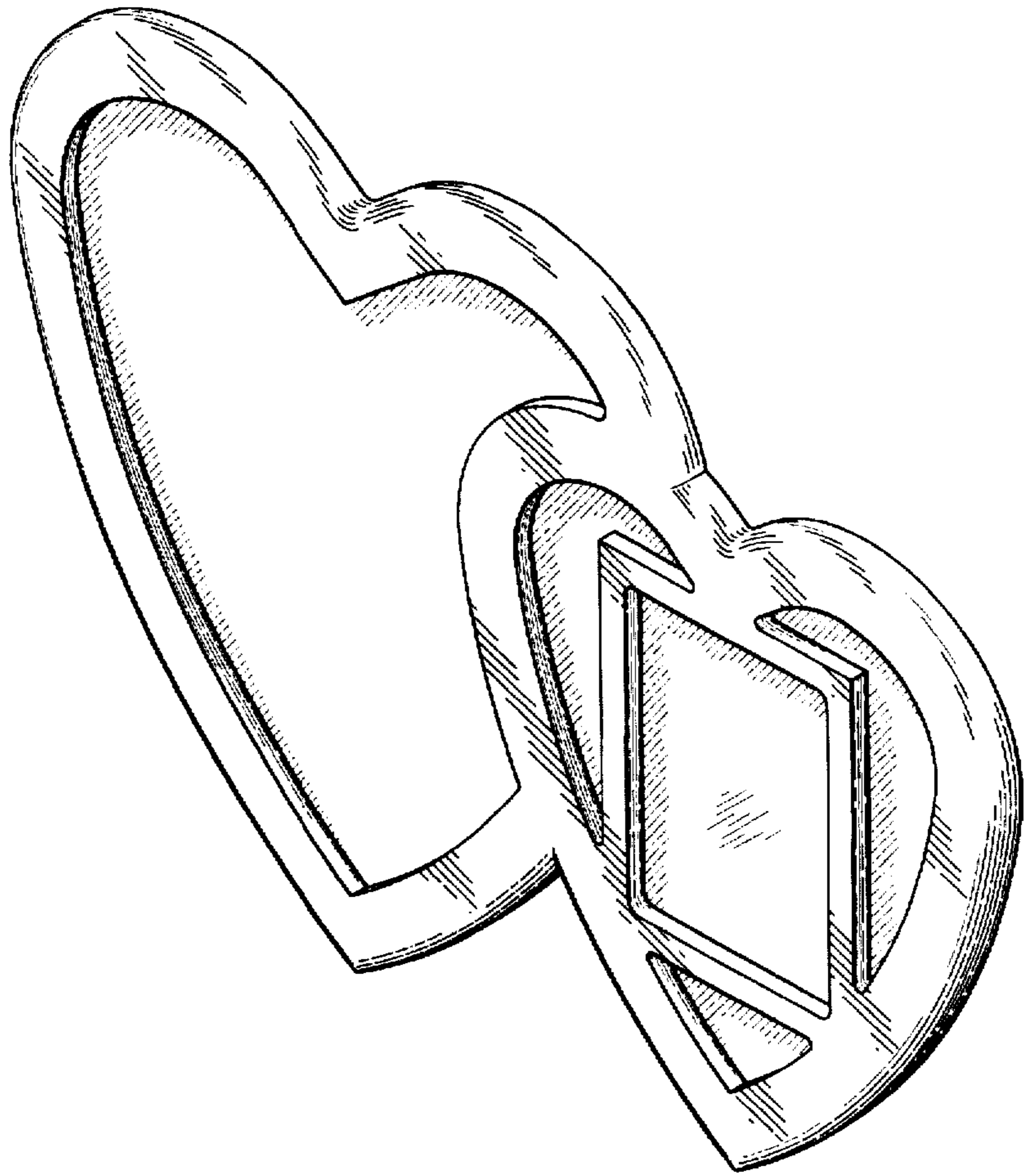


FIG. 1




FIG. 2




FIG. 3




FIG. 4

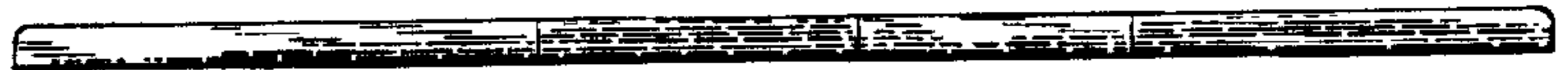


FIG. 5



FIG. 6



FIG. 7



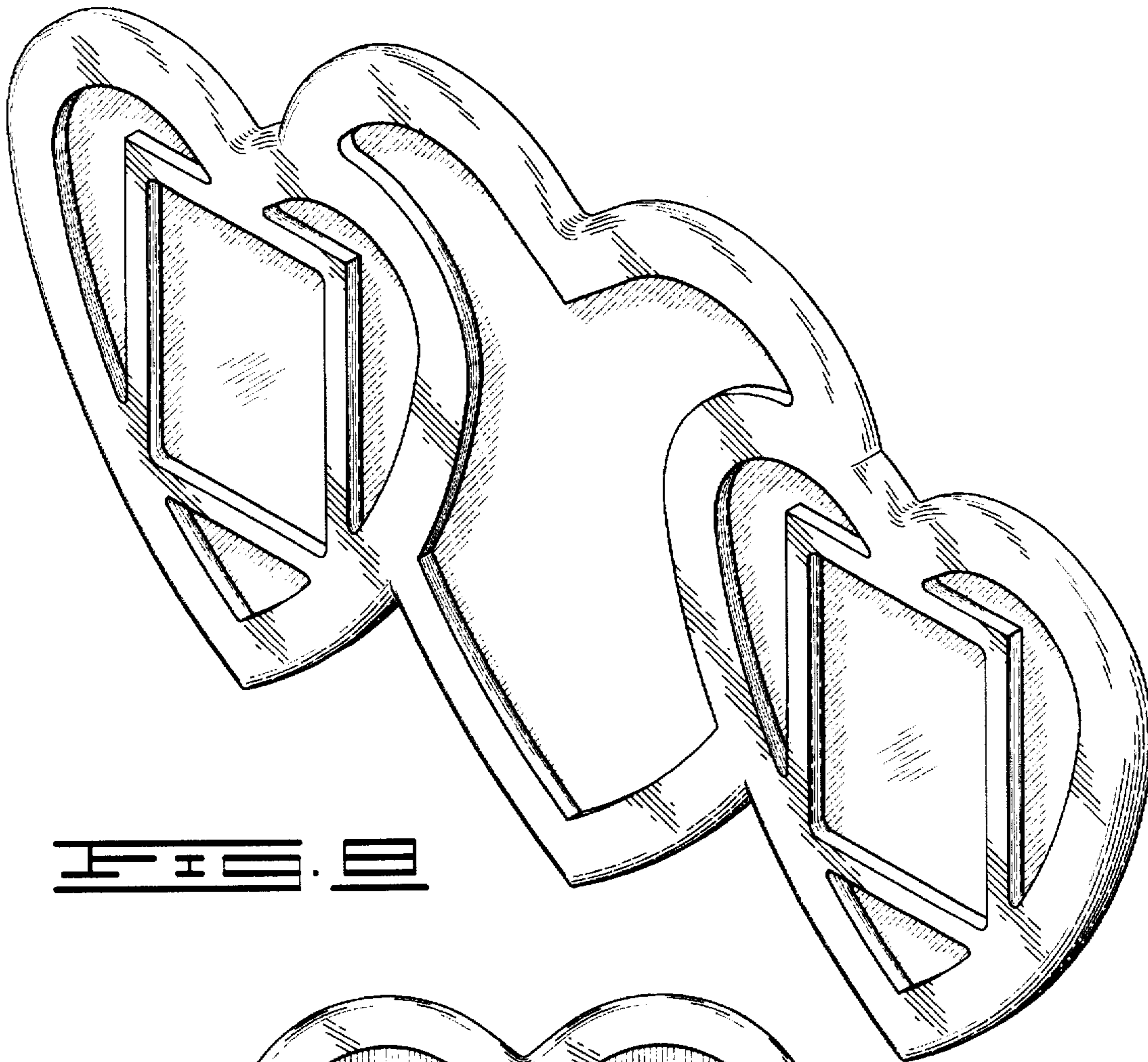


FIG. 1




FIG. 2

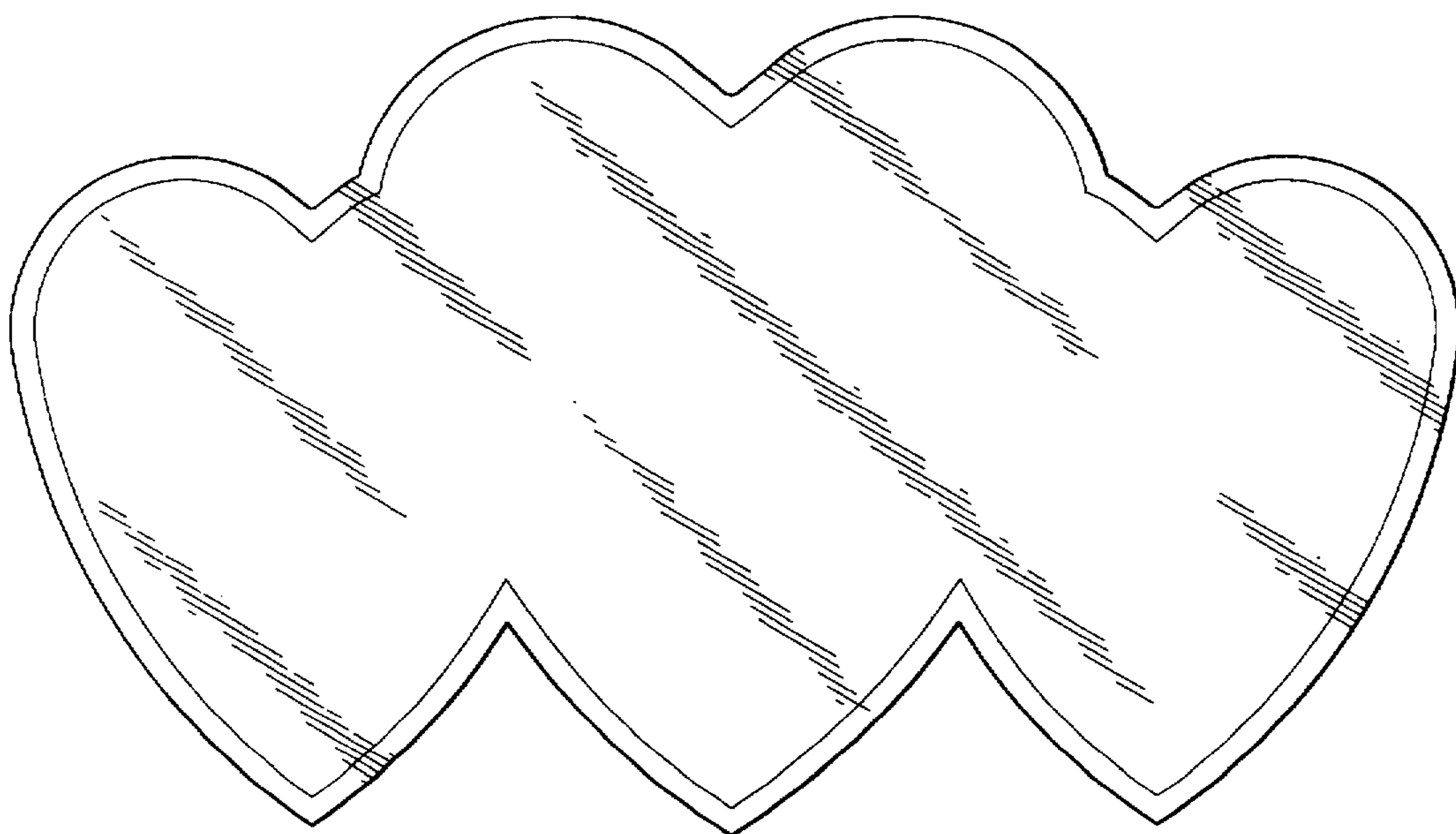


FIG. 10



FIG. 11




FIG. 12

FIG. 13

