



US00D396545S

United States Patent [19] Campbell

[11] Patent Number: **Des. 396,545**
[45] Date of Patent: ****Aug. 4, 1998**

[54] HEADDRESS

[76] Inventor: **Andriette Campbell**, 5700 Saddlebrook Way, Wesley Chapel, Fla. 33543

[**] Term: **14 Years**

[21] Appl. No.: **47,725**

[22] Filed: **Dec. 11, 1995**

[51] LOC (6) Cl. **02-03**

[52] U.S. Cl. **D2/880; D28/41**

[58] Field of Search **D2/600, 605, 500, D2/501, 502, 865, 866, 867, 870, 874, 875, 878, 880, 881, 883; D28/41; 2/171, 181, 174, 202, 207, 203; 132/273, 274, 275, 276**

[56] References Cited

U.S. PATENT DOCUMENTS

D. 113,696	3/1939	Schoen .	
D. 120,585	5/1940	Grean	D2/605 X
D. 138,607	8/1944	Schoer	D2/879
D. 171,903	4/1954	Litwin	D2/880
D. 364,495	11/1995	Smith	D2/877
2,167,228	7/1939	Wood .	
2,211,184	8/1940	Varell	D28/41 X
2,624,884	1/1953	Degnon .	
2,665,427	1/1954	Street et al.	D2/880 X
2,709,261	5/1955	Kalensky	D2/880 X
2,880,424	4/1959	Kalensky	D2/877 X
3,380,076	4/1968	Held .	
3,471,867	10/1969	Kirchhoff .	
3,693,637	9/1972	Sidelman	D28/41 X
5,083,318	1/1992	Hook .	
5,156,171	10/1992	Goodman	D28/41 X
5,467,478	11/1995	Slaughter et al.	2/207 X

Primary Examiner—Paula A. Mortimer
Attorney, Agent, or Firm—Frijouf, Rust & Pyle, P.A.

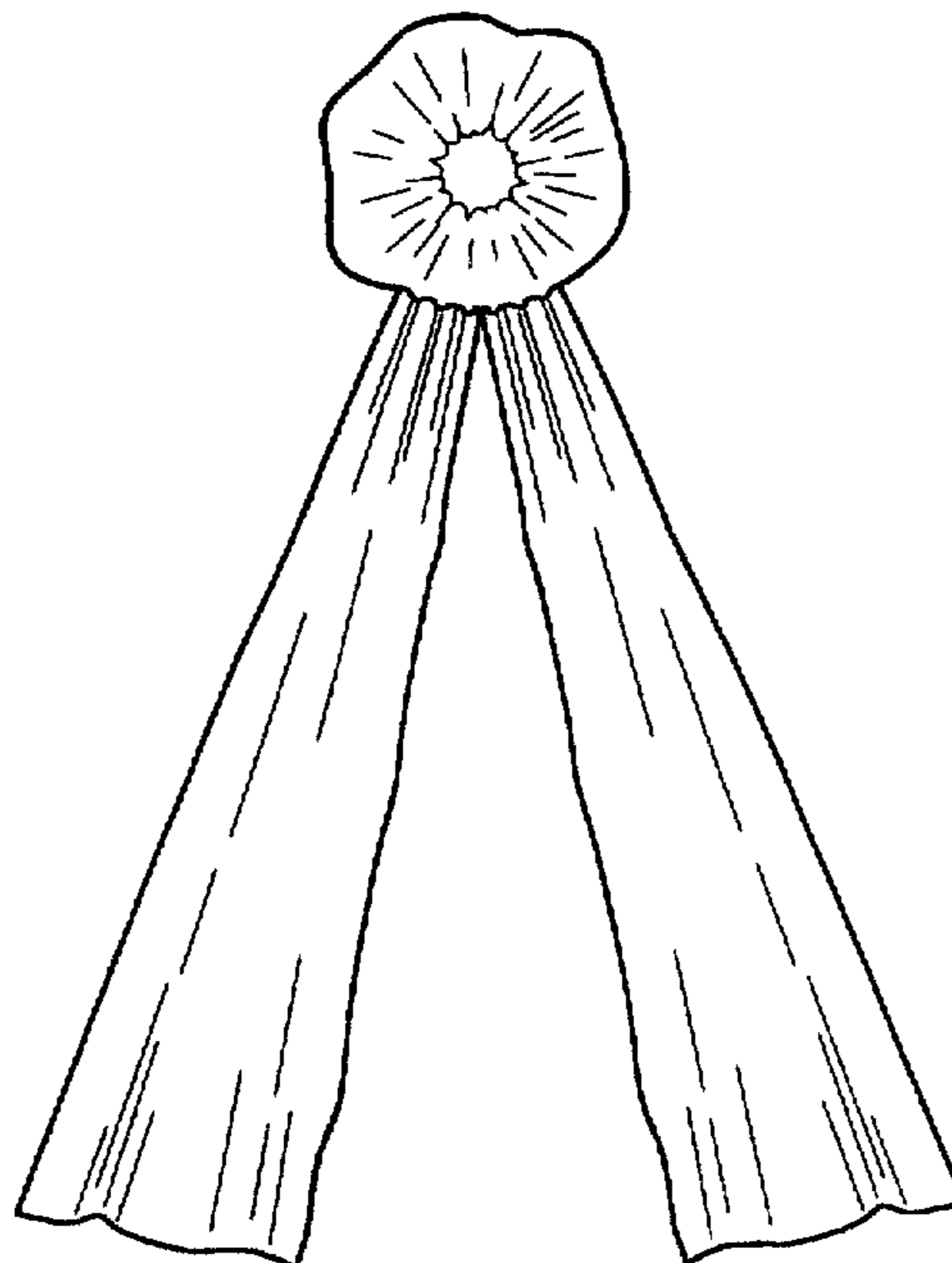
[57] CLAIM

The ornamental design for a headdress, as shown and described.

DESCRIPTION

FIG. 1 is a front view of a first embodiment of my new design for a headdress;
 FIG. 2 is a rear view thereof;
 FIG. 3 is a top view of FIG. 1;
 FIG. 4 is a bottom view of FIG. 1;
 FIG. 5 is a right side view of FIG. 1;
 FIG. 6 is a left side view of FIG. 1;
 FIG. 7 is a fragmentary of the second embodiment of my new design for a headdress with a central aperture being resiliently enlarged;
 FIG. 8 is a rear view of FIG. 7;
 FIG. 9 is a top view of FIG. 7;
 FIG. 10 is a bottom view of FIG. 7;
 FIG. 11 is a right side view of FIG. 7;
 FIG. 12 is a left side view of FIG. 7;
 FIG. 13 is a front view of a third embodiment of my new design for a headdress;
 FIG. 14 is a rear view of FIG. 13;
 FIG. 15 is a top view of FIG. 13;
 FIG. 16 is a bottom view of FIG. 13;
 FIG. 17 is a right side view of FIG. 13;
 FIG. 18 is a left side view of FIG. 13;
 FIG. 19 is a fragmentary front view of the fourth embodiment of my new design for a headdress with a central aperture being resiliently enlarged;
 FIG. 20 is a rear view of FIG. 19;
 FIG. 21 is a top view of FIG. 19;
 FIG. 22 is a bottom view of FIG. 19;
 FIG. 23 is a right side view of FIG. 19; and,
 FIG. 24 is a left side view of FIG. 19.

1 Claim, 8 Drawing Sheets



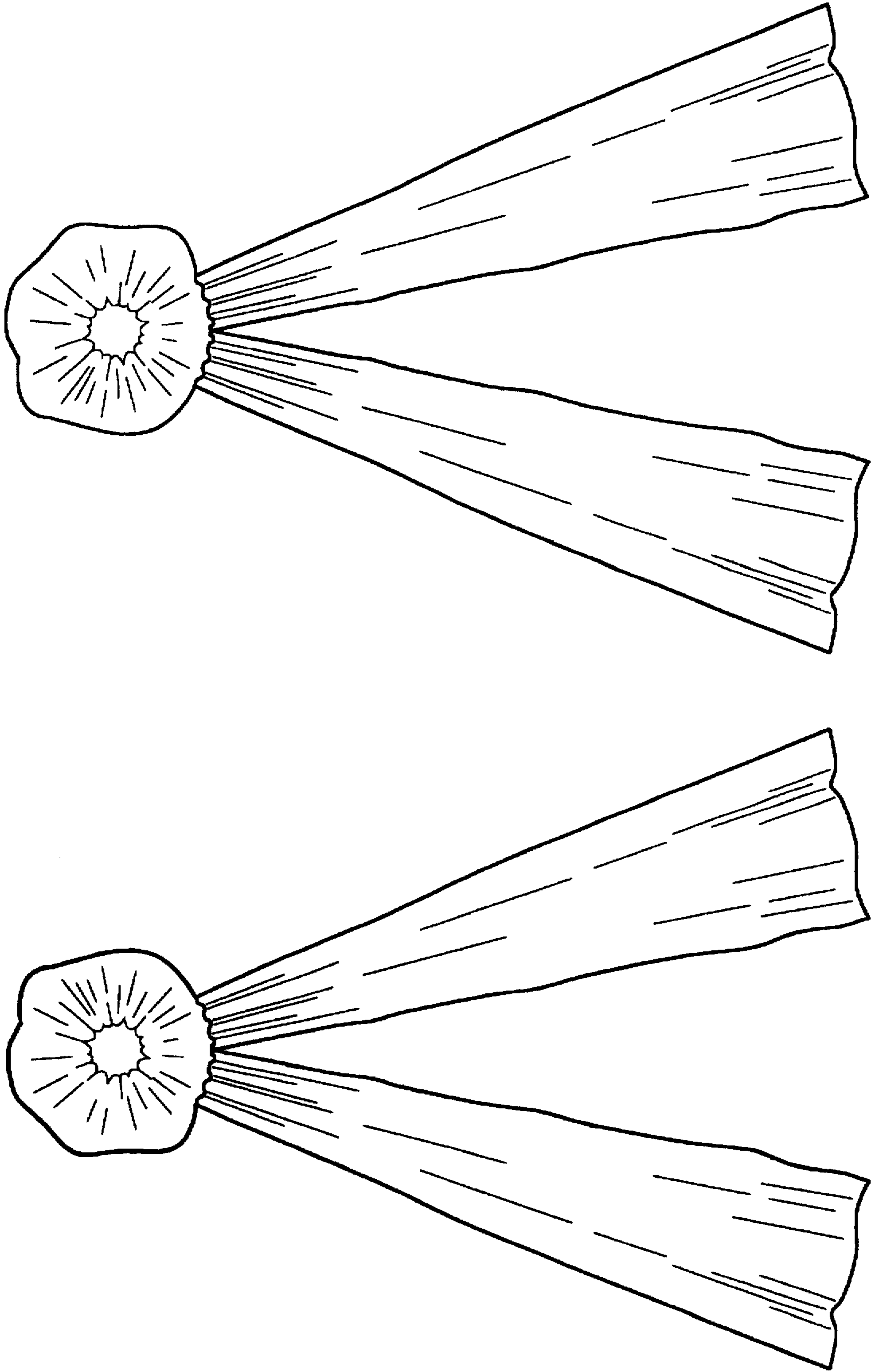


FIG. 2

FIG. 1



FIG. 3



FIG. 4



FIG. 5

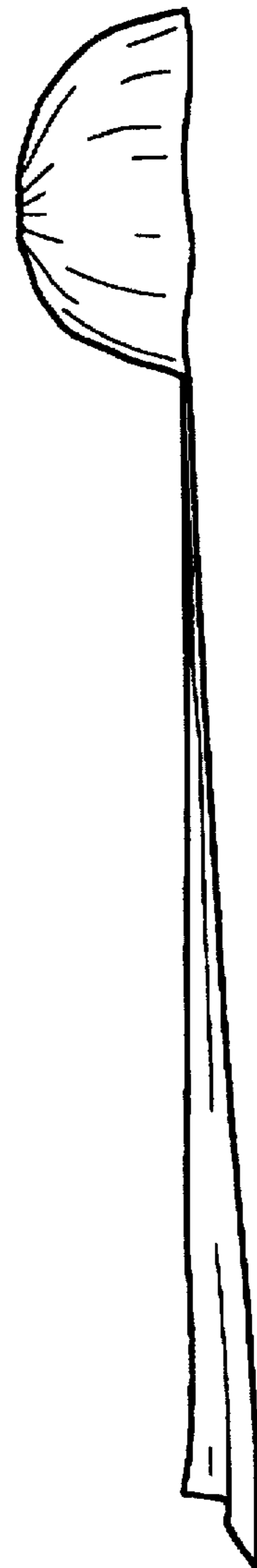


FIG. 6




FIG. 7




FIG. 8



FIG. 9



FIG. 10




FIG. 11




FIG. 12

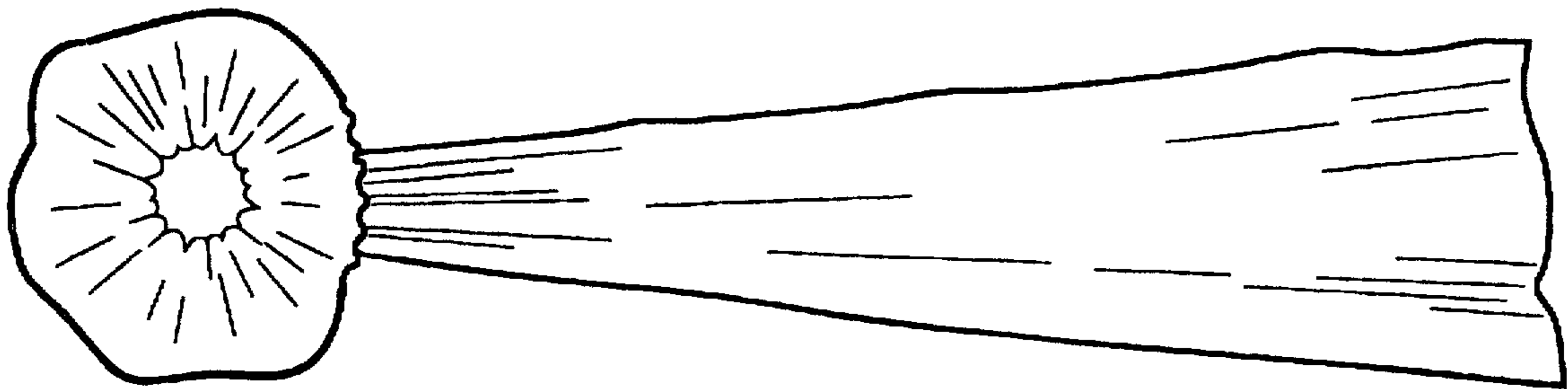


FIG. 13

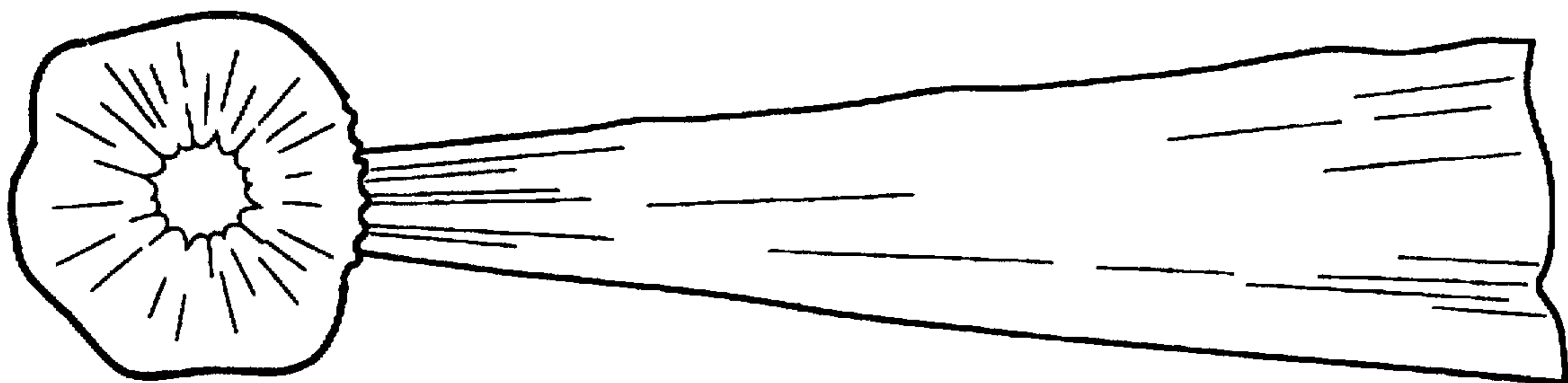


FIG. 14

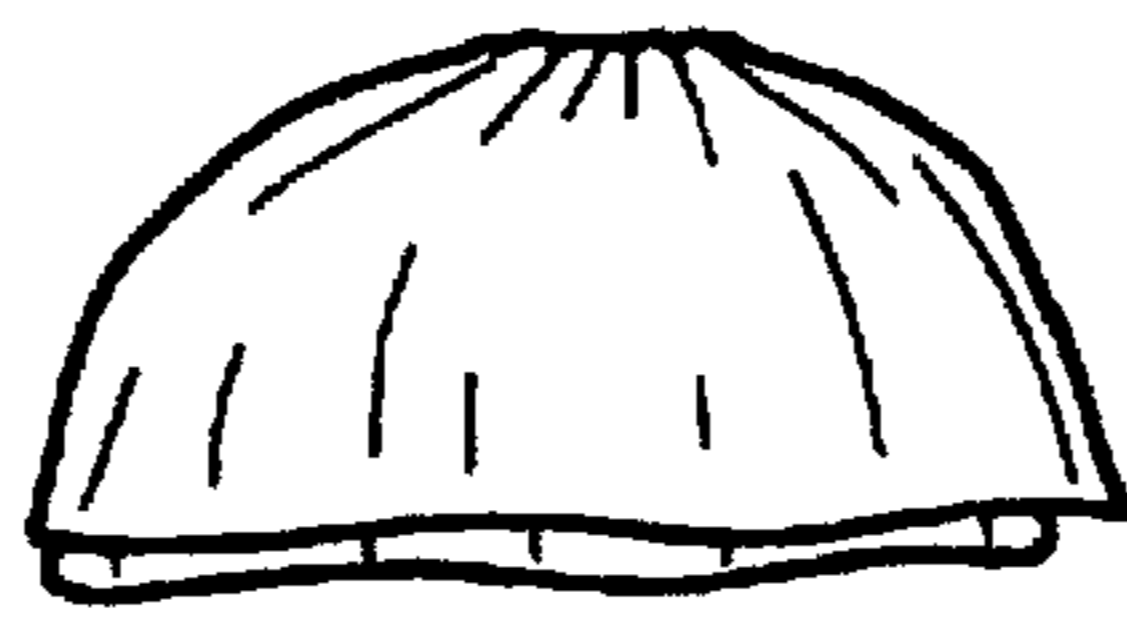


FIG. 15

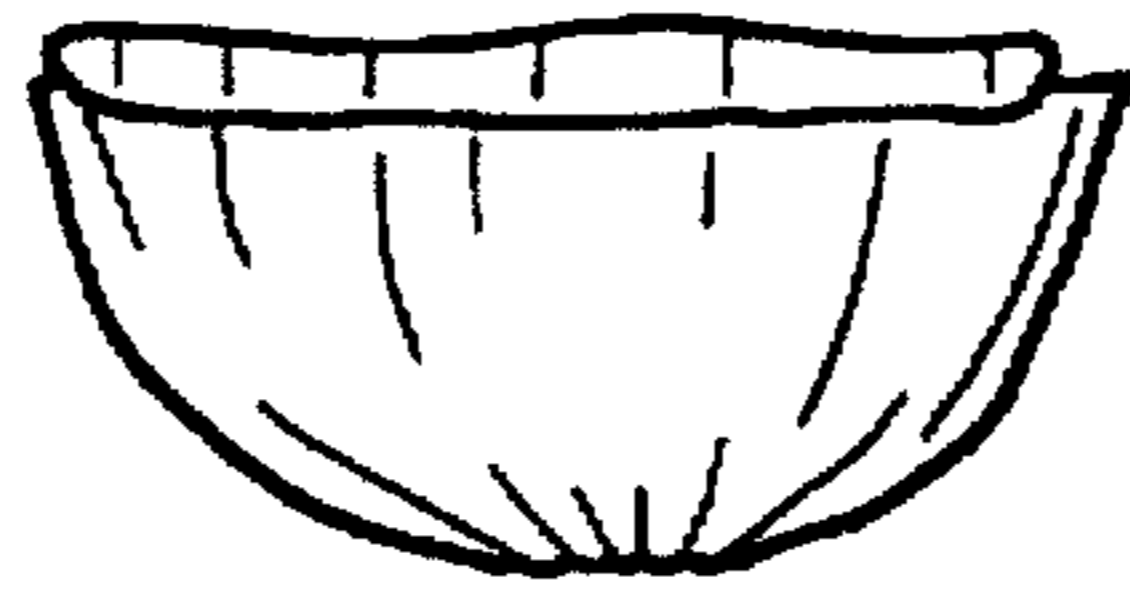


FIG. 16




FIG. 17



FIG. 18

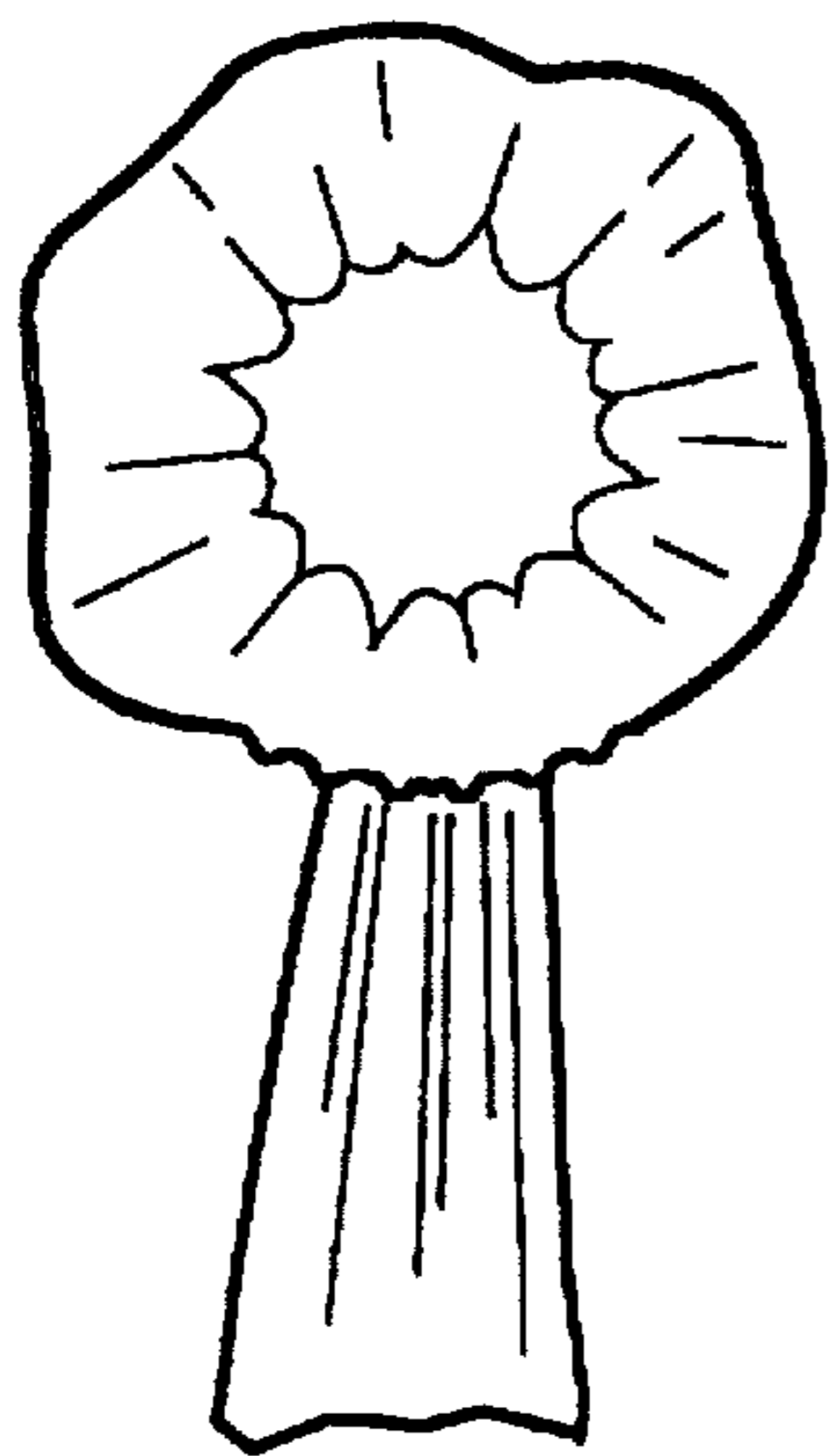


FIG. 19




FIG. 20



FIG. 21



FIG. 22



FIG. 23



FIG. 24