



US00D396537S

United States Patent [19]

Stanton

[11] Patent Number: **Des. 396,537**

[45] Date of Patent: ****Aug. 4, 1998**

[54] **CANDY**

[75] Inventor: **Kevin Stanton, Califon, N.J.**

[73] Assignee: **Mars, Incorporated, McLean, Va.**

[**] Term: **14 Years**

[21] Appl. No.: **73,894**

[22] Filed: **Jul. 3, 1997**

[51] LOC (6) Cl. **01-01**

[52] U.S. Cl. **D1/127; D1/130**

[58] Field of Search **D1/127-130, 124, D1/122; D24/100, 101; 426/104, 138; D6/601**

[56] **References Cited**

U.S. PATENT DOCUMENTS

- D. 49,515 8/1916 Harris D1/130 X
- D. 51,628 12/1917 Mueller D1/127
- D. 54,074 11/1919 Fritz D1/127
- D. 88,675 12/1932 Schoenleber D1/127
- D. 101,614 10/1936 Burry D1/128

- D. 225,627 12/1972 Gomel et al. D1/130 X
- D. 230,903 3/1974 Barnes D1/127
- D. 301,669 6/1989 Dwelly D6/601
- 1,243,501 10/1917 Fraser D1/130 X

Primary Examiner—Pamela Burgess
Attorney, Agent, or Firm—Fitzpatrick, Cella, Harper & Scinto

[57] **CLAIM**

The ornamental design for candy, as shown and described.

DESCRIPTION

FIG. 1 is a perspective view of the candy of the present invention;
 FIG. 2 is a plan view;
 FIG. 3 is a side edge view;
 FIG. 4 is a bottom view;
 FIG. 5 is a cross-sectional view taken along line 5—5 in FIG. 2; and,
 FIG. 6 is a cross-sectional view taken along line 6—6 in FIG. 2.

1 Claim, 3 Drawing Sheets

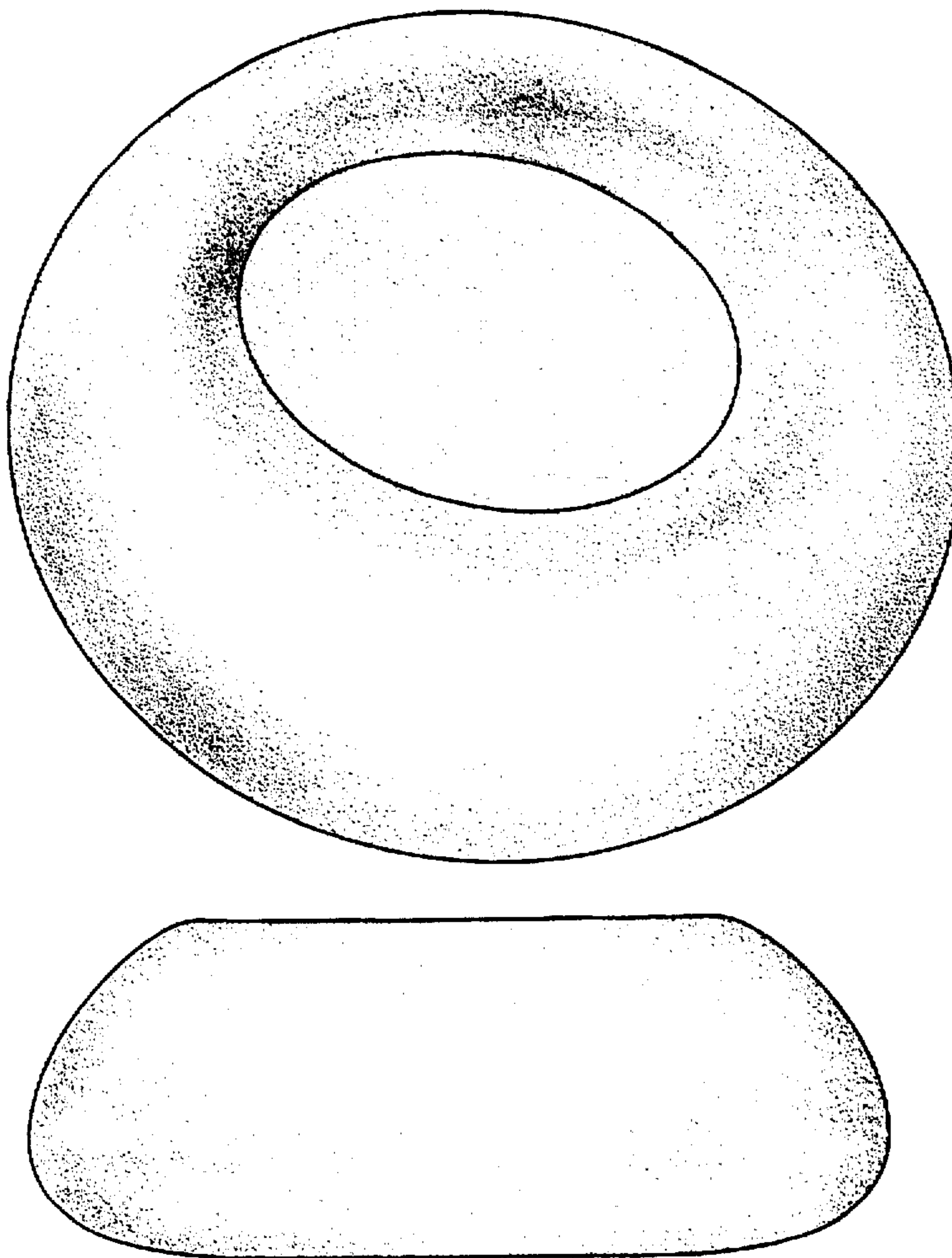


FIG. 1

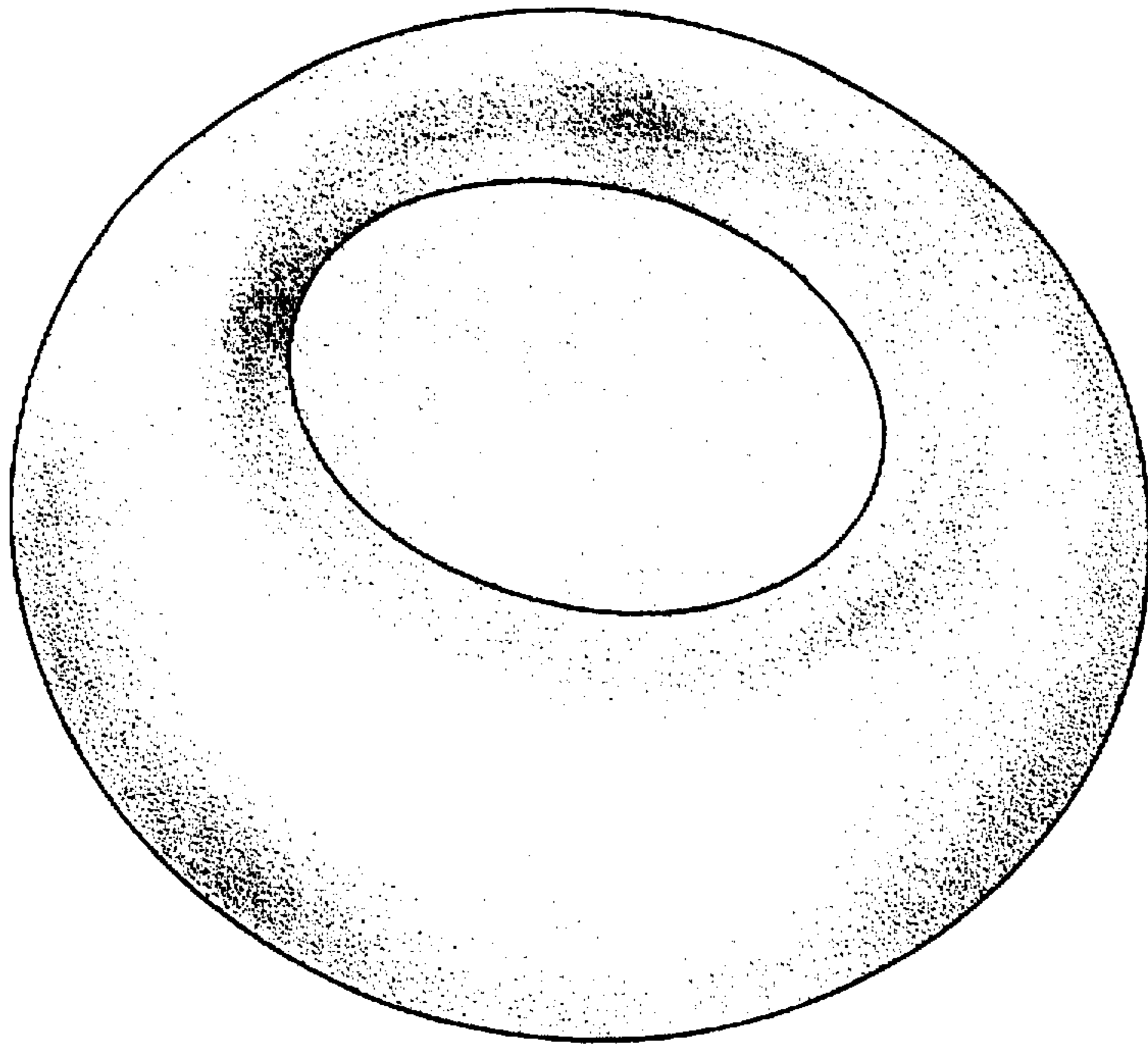
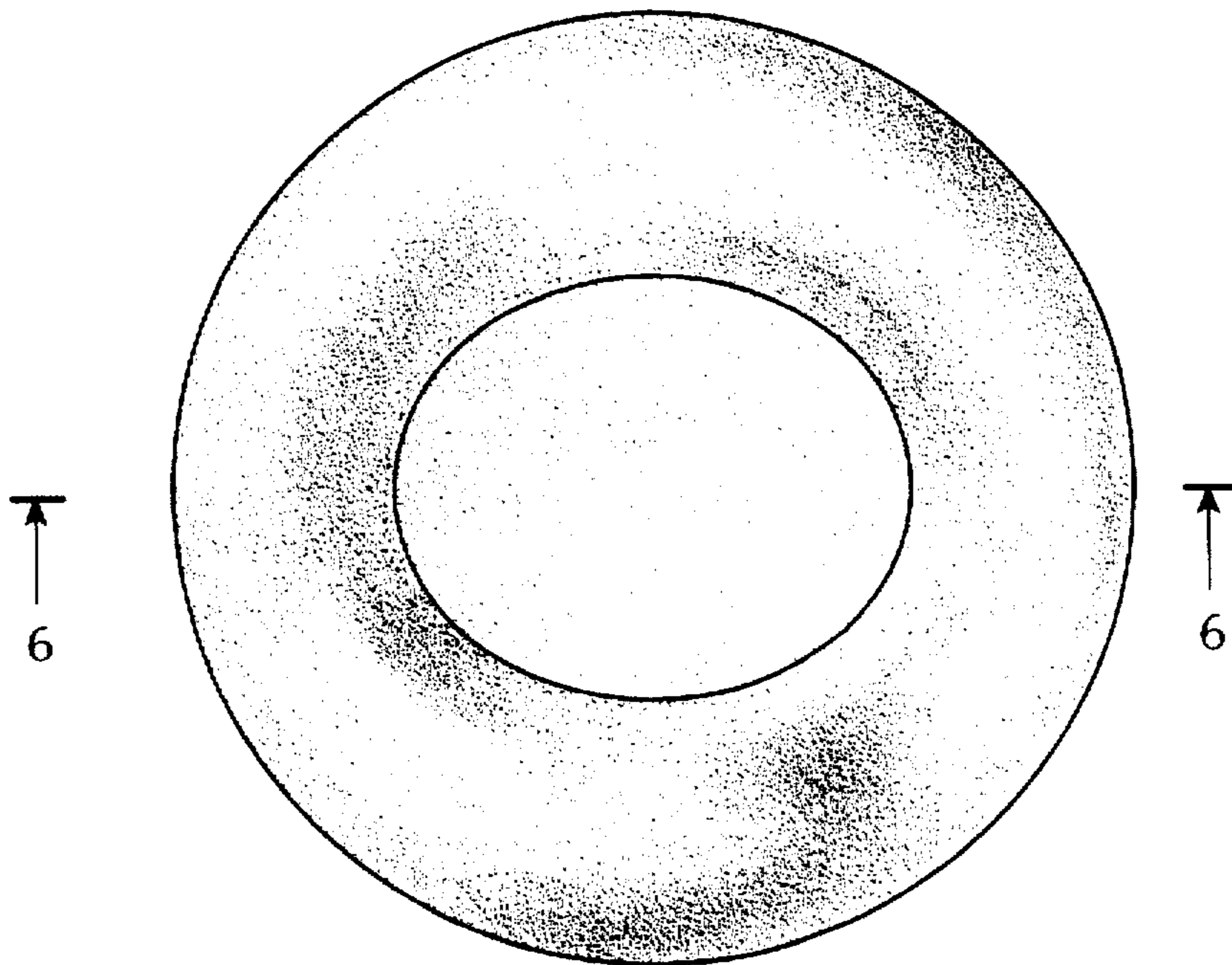


FIG. 2

5 →



5 →

FIG. 3




FIG. 4




FIG. 5

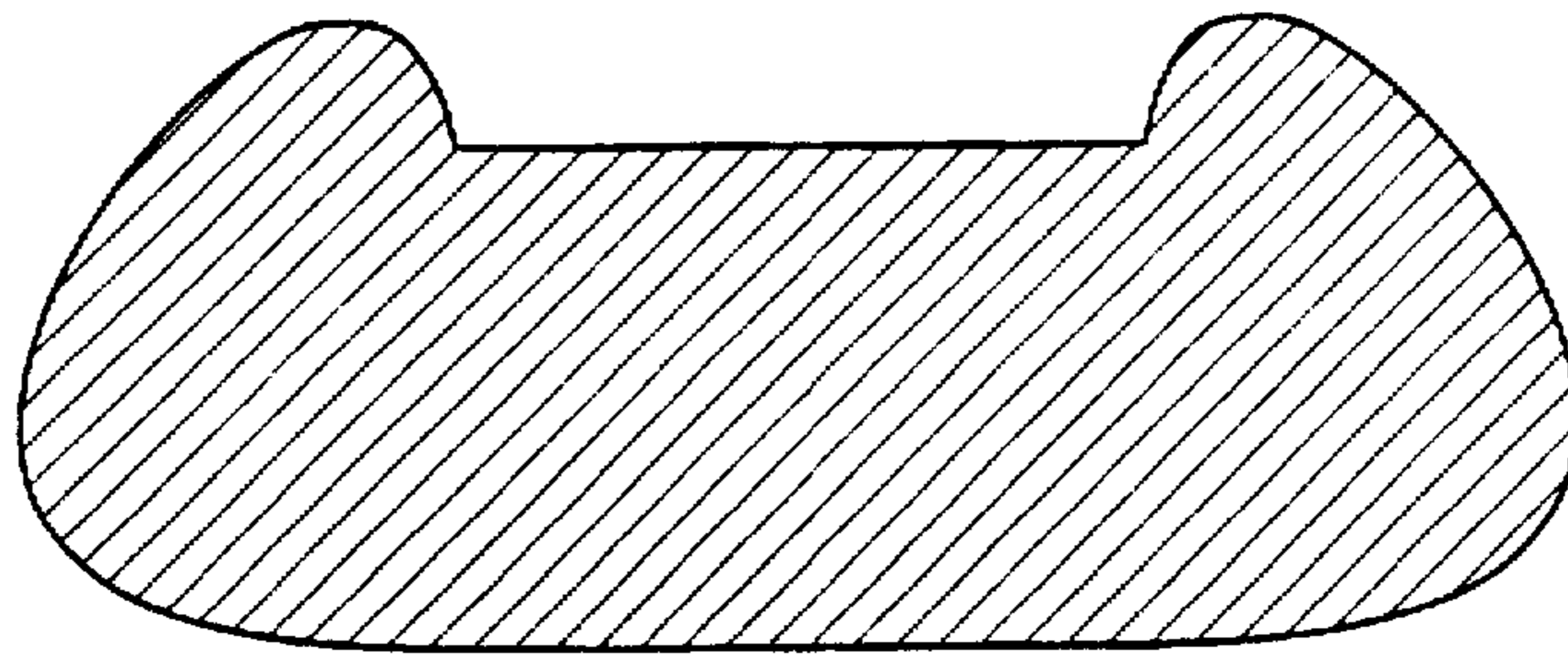


FIG. 6

