



US00D396527S

# United States Patent [19]

Boyle et al.

[11] Patent Number: **Des. 396,527**

[45] Date of Patent: **\*\*Jul. 28, 1998**

[54] **PORTABLE ELECTRIC HEATER**

[75] Inventors: **Stephan Boyle**, Belmont; **Rodney B. Jané**, Westborough; **Walter Birdsell**, Shrewsbury; **Steven L. Hecker**, Waltham; **Kenneth David Harris, Jr.**, Cambridge, all of Mass.

[73] Assignee: **Honeywell Inc.**, Minneapolis, Minn.

[\*\*] Term: **14 Years**

[21] Appl. No.: **63,640**

[22] Filed: **Dec. 12, 1996**

[51] LOC (6) Cl. .... **23-03**

[52] U.S. Cl. .... **D23/335; D23/332; D23/337**

[58] Field of Search ..... **D23/332, 335, D23/328, 337; 392/365-369, 373, 374; D14/204, 210, 188, 214, 194**

[56] **References Cited**

**U.S. PATENT DOCUMENTS**

D. 318,723 7/1991 Chiu ..... D23/337

D. 323,382	1/1992	Wang	.....	D23/335
D. 340,971	11/1993	Pirro	.....	D14/214
D. 343,230	1/1994	Lim	.....	D14/215
D. 354,803	1/1995	Huang	.....	D23/335
D. 371,833	7/1996	Jané et al.	.....	D23/335
D. 374,712	10/1996	Jané et al.	.....	D23/336

*Primary Examiner*—Lisa Lichtenstein  
*Attorney, Agent, or Firm*—Loletta L. Darden

[57] **CLAIM**

The ornamental design for a portable electric heater, as shown and described.

**DESCRIPTION**

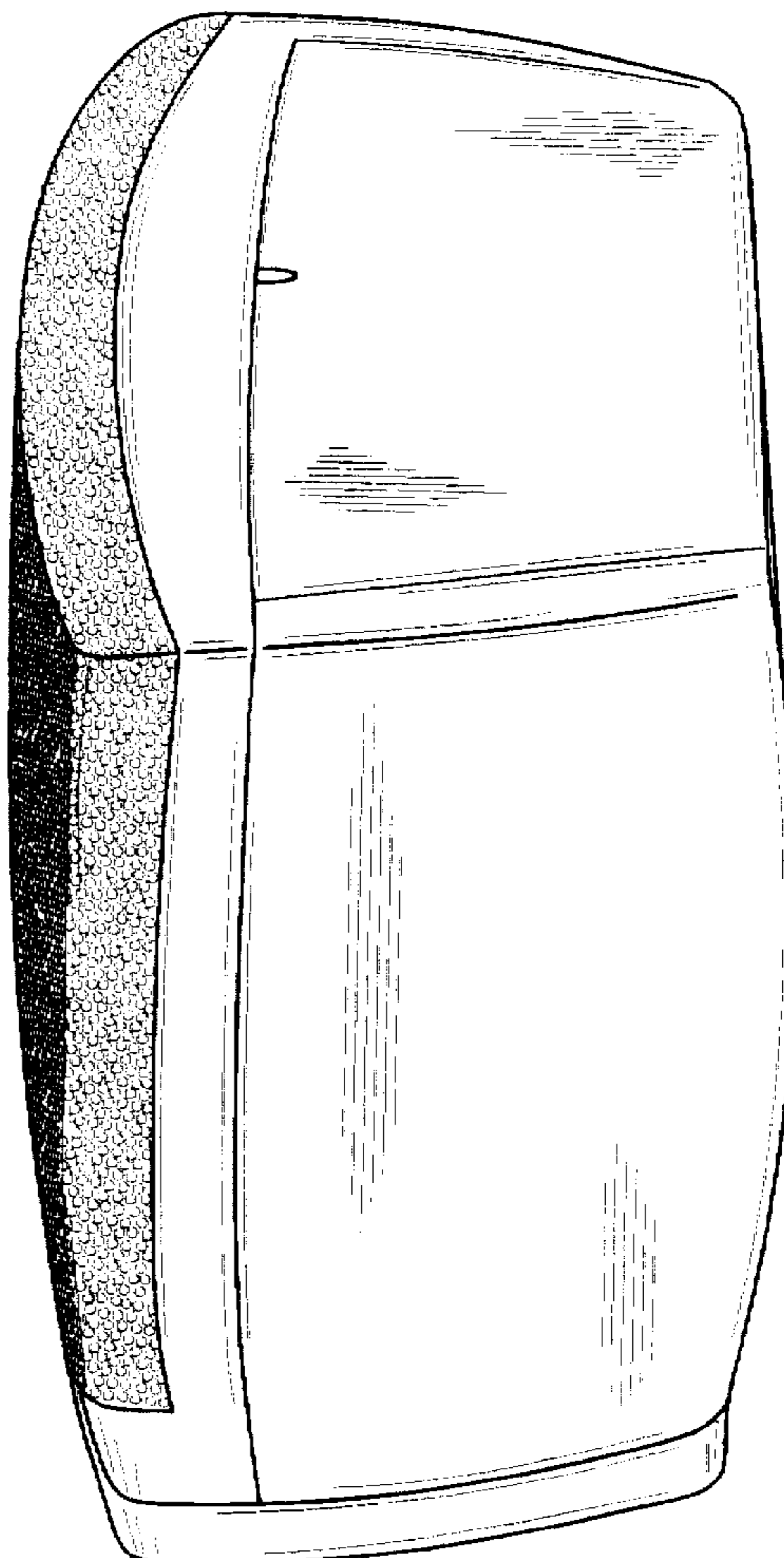

FIG. 1 shows a front perspective view of a portable electric heater incorporating our design;

FIG. 2 shows a right side perspective view of the portable electric heater shown in FIG. 1, wherein the left side is a mirror image of the right side; and,

FIG. 3 shows a top plan view of the portable electric heater shown in FIG. 1.

The rear and the bottom of the design are flat and unornamented.

**1 Claim, 3 Drawing Sheets**






FIG. 1

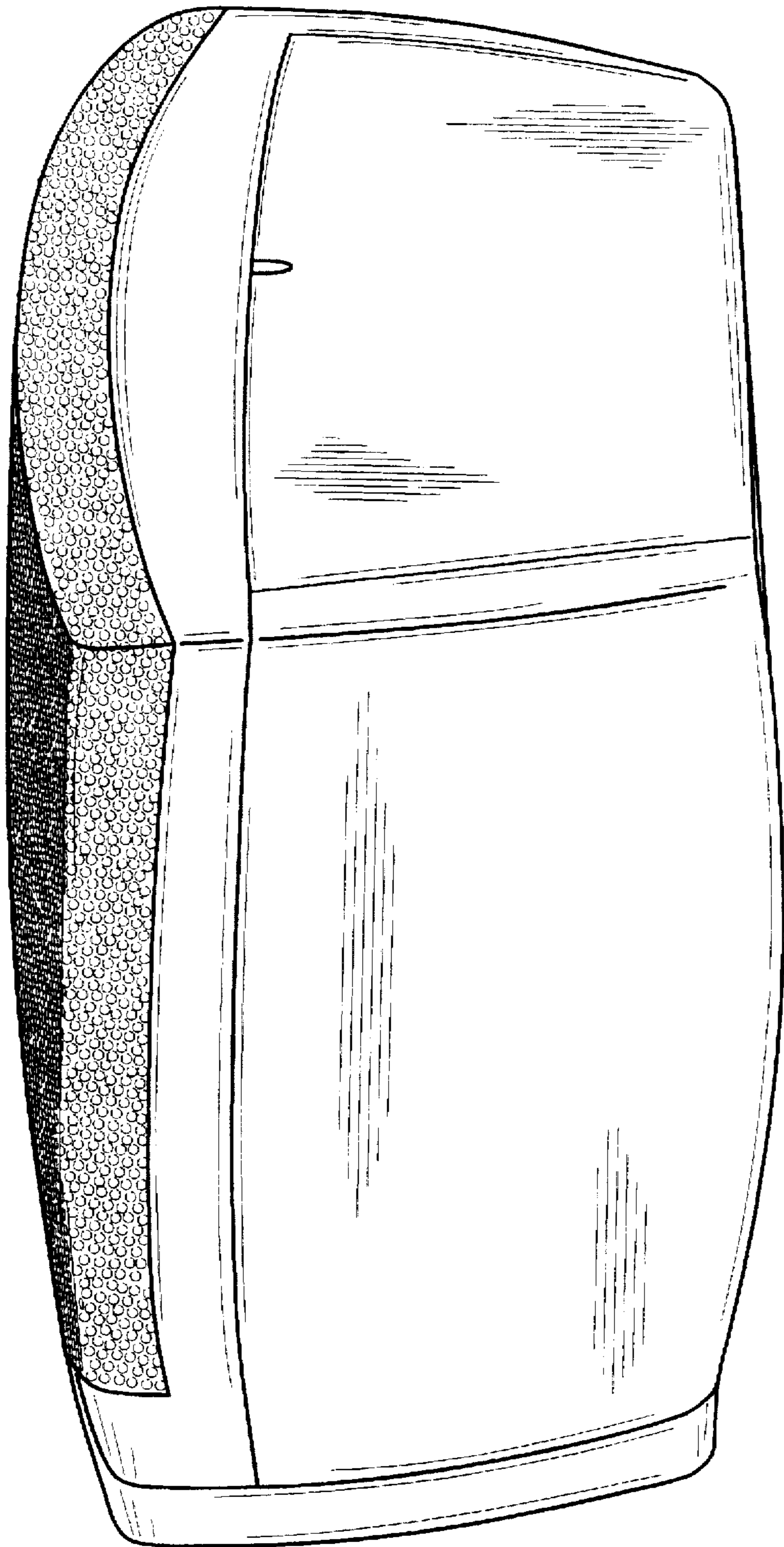


FIG. 2

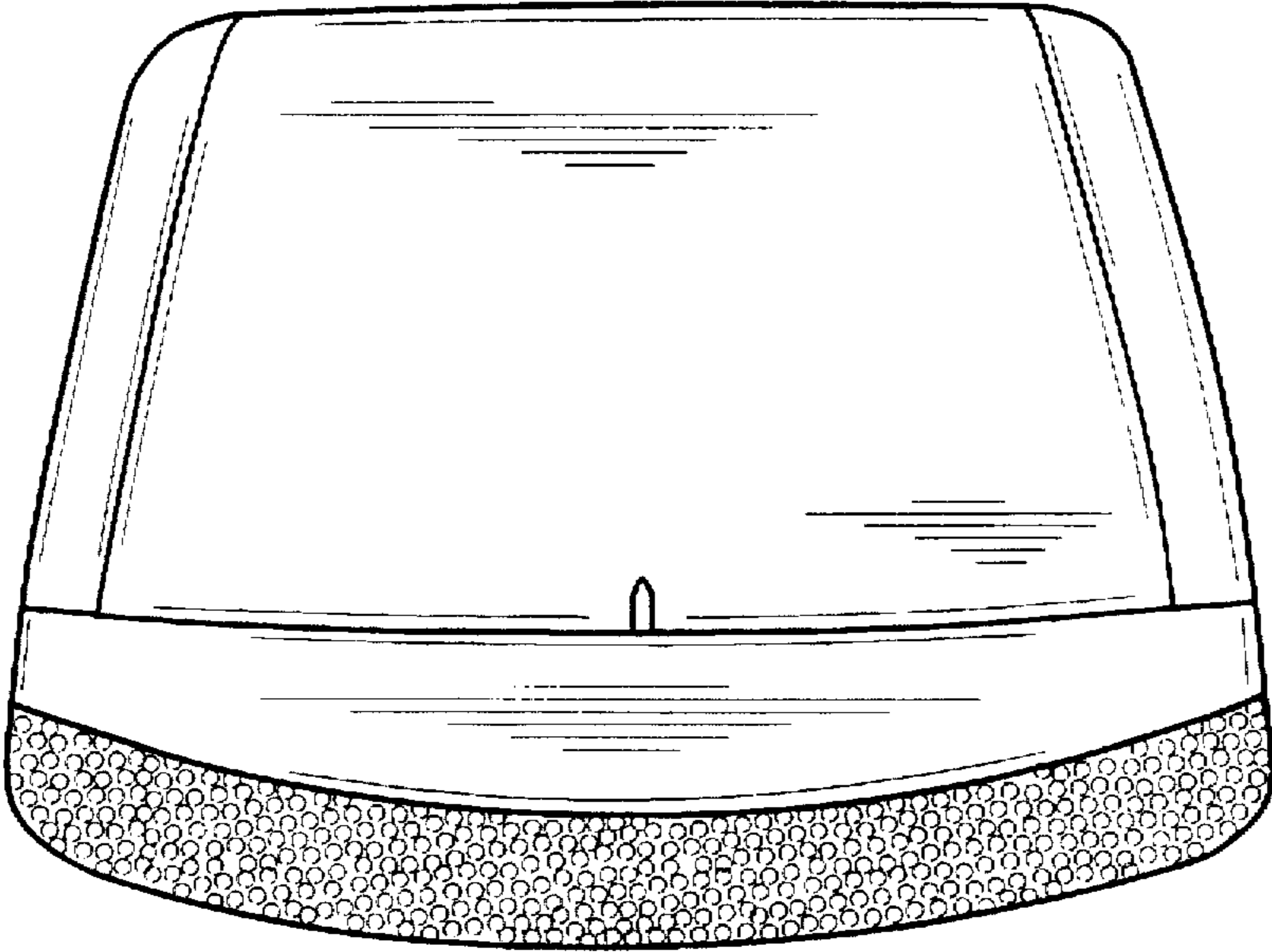


FIG. 3