



US00D396526S

United States Patent [19]

Boyle et al.

[11] Patent Number: **Des. 396,526**

[45] Date of Patent: ****Jul. 28, 1998**

[54] **PORTABLE ELECTRIC HEATER**

[75] Inventors: **Stephan Boyle**, Belmont; **Walter Birdsell**, Shrewsbury; **Steven L. Hecker**, Waltham; **Kenneth David Harris, Jr.**, Cambridge; **Stanley Gresens**, Charlestown, all of Mass.

[73] Assignee: **Honeywell Inc.**, Minneapolis, Minn.

[**] Term: **14 Years**

[21] Appl. No.: **63,635**

[22] Filed: **Dec. 12, 1996**

[51] LOC (6) Cl. **23-03**

[52] U.S. Cl. **D23/335; D23/332**

[58] Field of Search **D23/335, 332, D23/328, 381; D14/204, 210, 214; 392/365-369, 373, 374; 416/247 R, 95**

[56] **References Cited**

U.S. PATENT DOCUMENTS

D. 323,382 1/1992 Wang D23/335

D. 343,676	1/1994	Lim	D23/332
D. 373,414	9/1996	Bucher et al.	D23/335
D. 374,277	10/1996	O'Grady	D23/335
D. 376,418	12/1996	Wang	D23/337
2,866,073	12/1958	Omohundro	392/368

Primary Examiner—Lisa Lichtenstein
Attorney, Agent, or Firm—Loletta L. Darden

[57] **CLAIM**

The ornamental design for a portable electric heater, as shown and described.

DESCRIPTION



FIG. 1 shows a front perspective view of a portable electric heater incorporating our design;

FIG. 2 shows a left side perspective view of the portable electric heater shown in FIG. 1, the opposite side being substantially identical to that shown except for the control knobs; and,

FIG. 3 shows a top plan view of the portable electric heater shown in FIG. 1.

The rear and the bottom of the design are flat and unornamented.

1 Claim, 3 Drawing Sheets



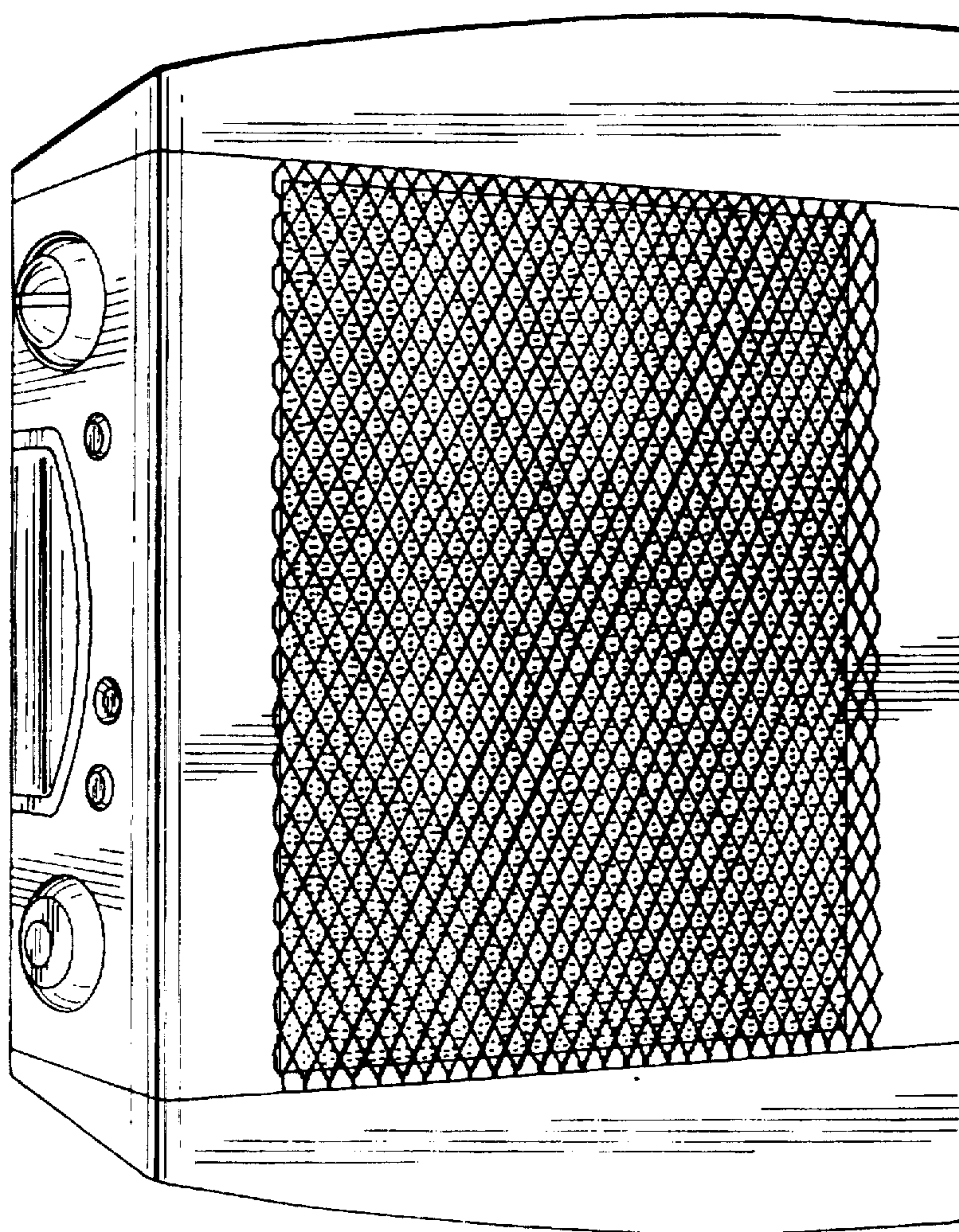


FIG. 1




FIG. 2

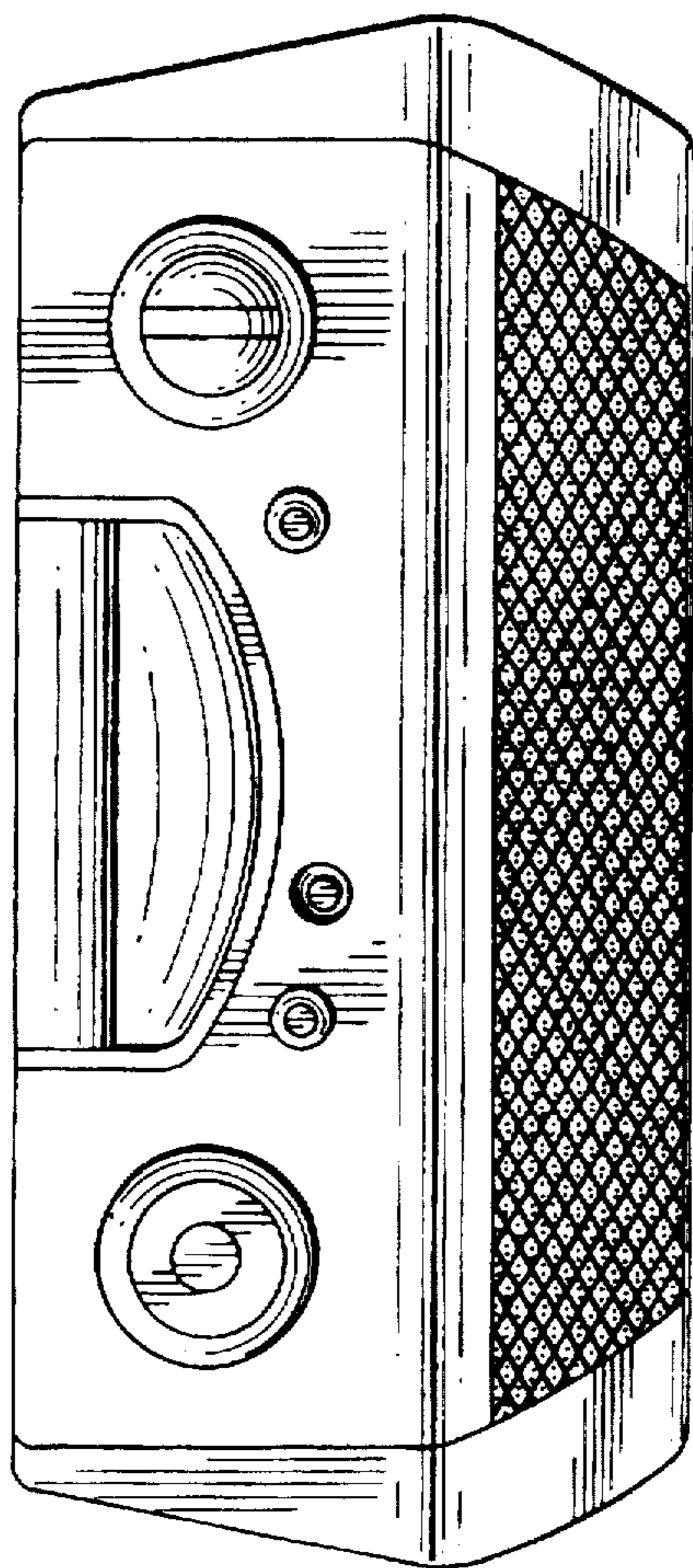


FIG. 3