



US00D396522S

United States Patent [19]

Erdewyk et al.

[11] Patent Number: Des. 396,522

[45] Date of Patent: **Jul. 28, 1998

[54] **MICROORGANISM DISPENSER**

[76] Inventors: **Michael Van Erdewyk**, 7775 Grinnell Way, Lakeville, Minn. 55044; **Vincent P. Spaulding**, R.R. 1 Box 1236, Waymart, Pa. 18472

[**] Term: 14 Years

[21] Appl. No.: 76,889

[22] Filed: Sep. 26, 1997

[51] LOC (6) Cl. 23-01

[52] U.S. Cl. D23/207

[58] Field of Search D23/200, 207, D23/209, 210; 210/169, 242.1, 150, 151, 241; 422/263, 264, 265, 266; D21/158

[56] References Cited

U.S. PATENT DOCUMENTS

D. 252,337	7/1979	Hehnen	D23/207
D. 275,311	8/1984	Wolfe	D23/207
D. 357,057	4/1995	Thomas	D23/207
D. 370,221	5/1996	Firlow	D21/158
429,384	6/1890	Manwaring	422/265
2,826,484	3/1958	Buehler	23/267

2,934,409	4/1960	Biehl	23/267
3,792,979	2/1974	Clinton	23/267 A
4,692,314	9/1987	Etani	422/265
4,990,449	2/1991	Caissel	435/174
5,064,624	11/1991	King	422/265
5,143,020	9/1992	Patrick	119/3
5,171,687	12/1992	Moller et al.	435/286
5,565,096	10/1996	Phelan	210/150

Primary Examiner—Freda Nunn
 Assistant Examiner—Robin V. Taylor
 Attorney, Agent, or Firm—Haugen & Nikolai, PA

[57] CLAIM

The ornamental design for a microorganism dispenser, as shown and described.

DESCRIPTION

FIG. 1 is a perspective view of a microorganism dispenser showing our new design;
 FIG. 2 is a front elevational view thereof;
 FIG. 3 is a back elevational view thereof;
 FIG. 4 is a side elevational view thereof;
 FIG. 5 is a top plan view thereof; and,
 FIG. 6 is a bottom plan view thereof.

1 Claim, 6 Drawing Sheets



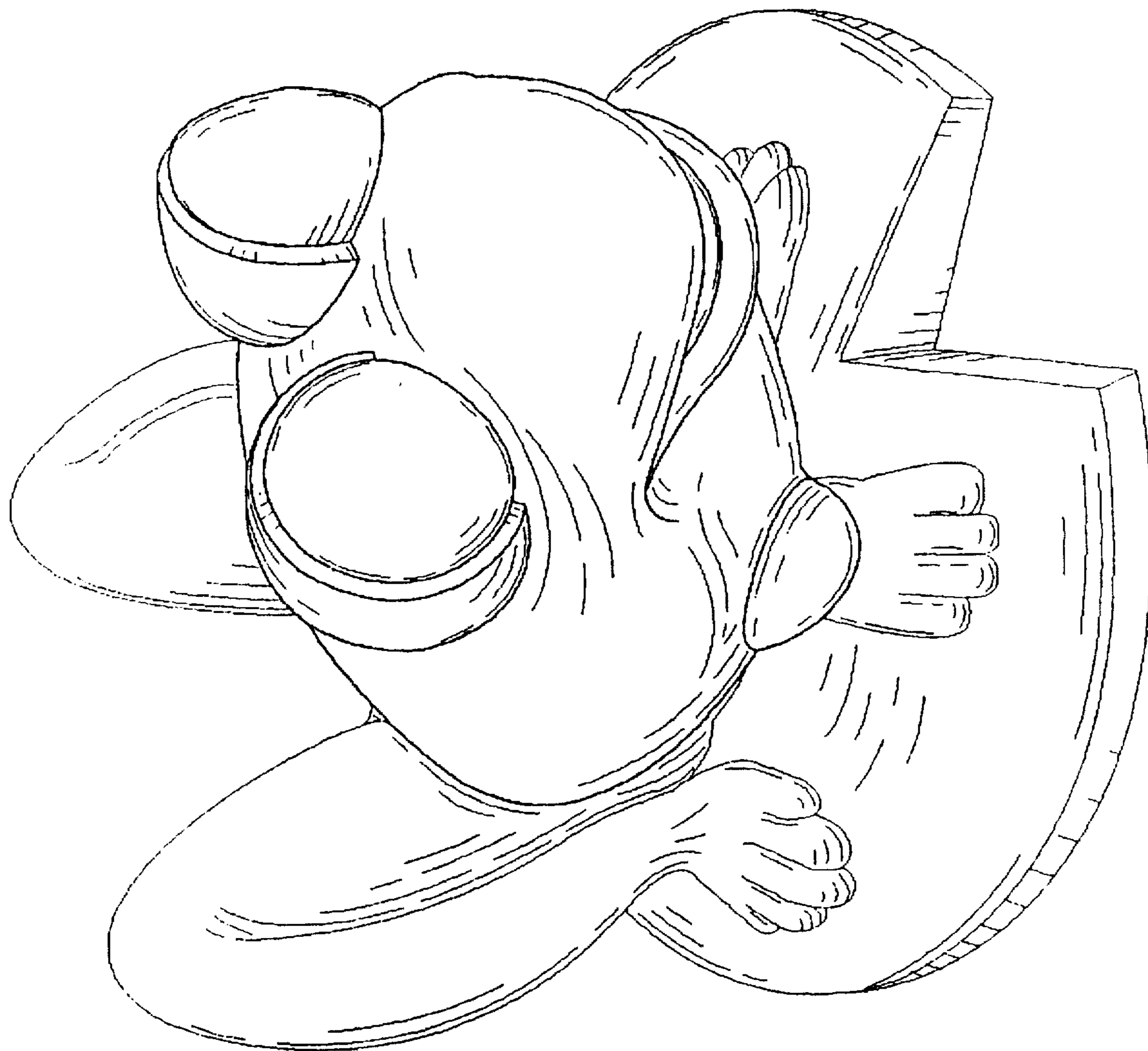


Fig. 1




Fig. 2

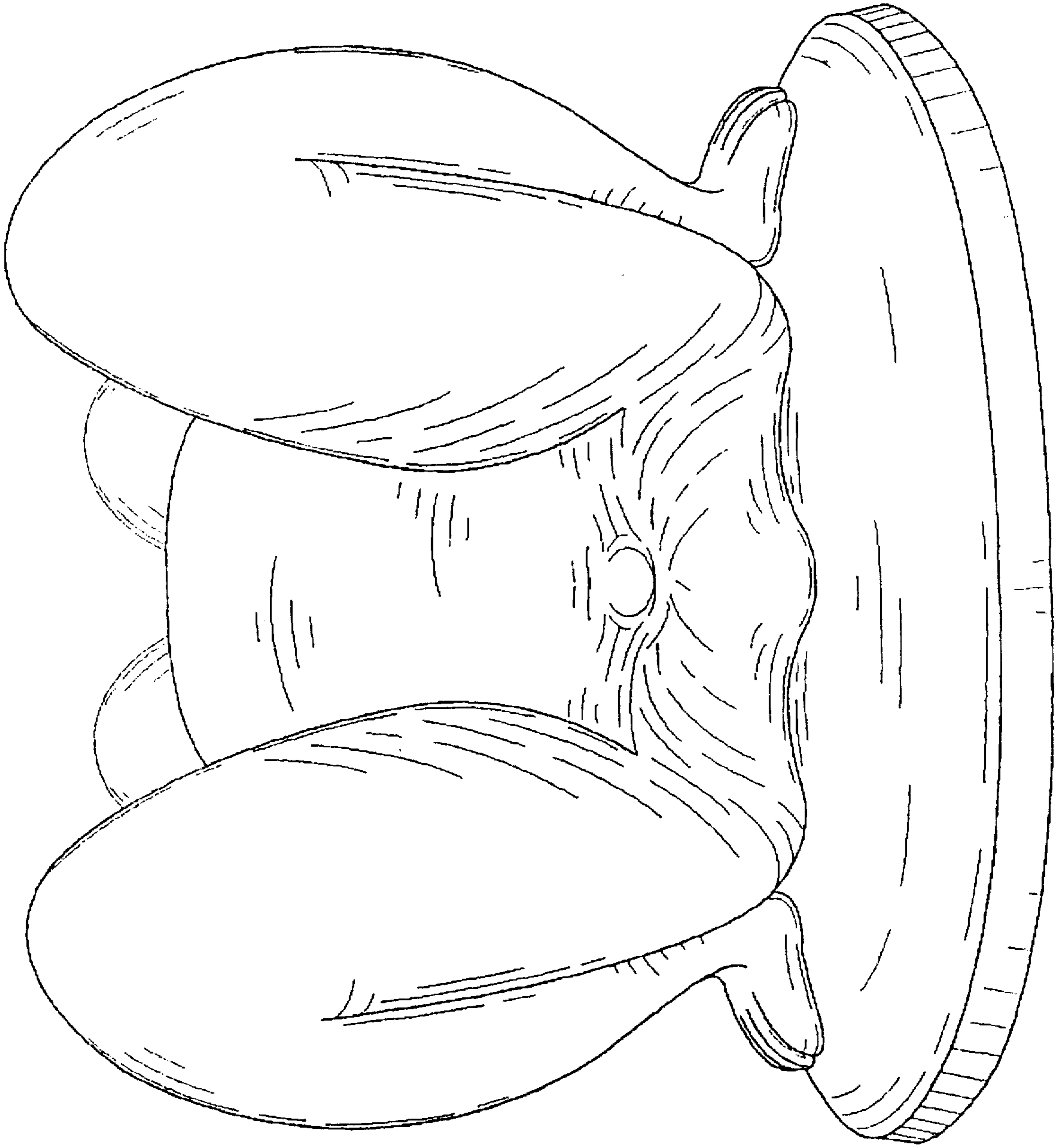


Fig. 3




Fig. 4



Fig. 5

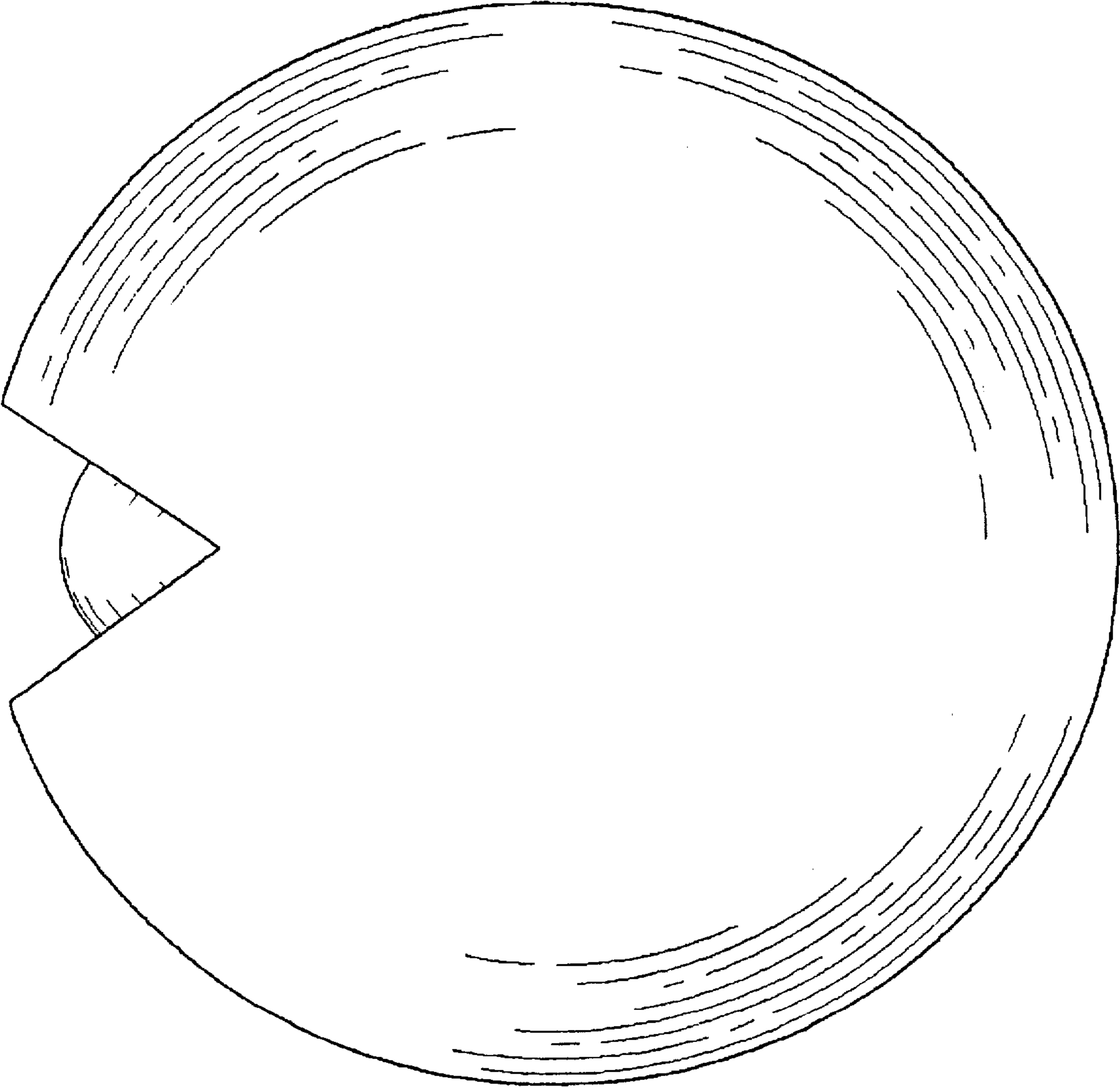


Fig. 6