



US00D396520S

United States Patent [19]

Asano et al.

[11] Patent Number: **Des. 396,520**

[45] Date of Patent: ****Jul. 28, 1998**

[54] FISHING REEL HANDLE

[75] Inventors: **Shinichi Asano**, Musashino; **Takashi Shibata**, Higashikurume; **Tomoyuki Amano**, Higashikurume; **Masayoshi Fujii**, Higashikurume, all of Japan

[73] Assignee: **Daiwa Seiko, Inc.**, Tokyo, Japan

[**] Term: **14 Years**

[21] Appl. No.: **57,025**

[22] Filed: **Jul. 15, 1996**

[30] Foreign Application Priority Data

Jan. 16, 1996 [JP] Japan 8-624

[51] LOC (6) Cl. **22-05**

[52] U.S. Cl. **D22/140**

[58] Field of Search D22/140, 141, D22/137; D8/359; 242/283, 279, 310, 311, 312, 313, 288, 262

[56] References Cited

U.S. PATENT DOCUMENTS

D. 308,406	6/1990	Robbins	D22/140
D. 369,641	5/1996	Asano et al.	D22/140
D. 373,404	9/1996	Atherton et al.	D22/140
D. 374,059	9/1996	Atherton et al.	D22/140
5,071,086	12/1991	Roberts et al.	242/283

FOREIGN PATENT DOCUMENTS

918485	2/1995	Japan	.
918492	2/1995	Japan	.
947211	2/1996	Japan	.

OTHER PUBLICATIONS

Cabela's Spring 1993, p. 20 Shimano Spirex Reel Handle. Cabela's Spring 1995, p. 9, World Class Reel Handle WC320.

Primary Examiner—Doris V. Coles

Attorney, Agent, or Firm—IP Group of Pillsbury Madison & Sutro LLP

[57] CLAIM

The ornamental design for a fishing reel handle, as shown and described.

DESCRIPTION

FIG. 1 is a front, top and right side of the perspective view of a fishing reel handle showing our new design; FIG. 2 is a front elevational view thereof; FIG. 3 is a rear view thereof; FIG. 4 is a right side elevational view thereof; FIG. 5 is a top plan view thereof; FIG. 6 is a bottom view thereof; and, FIG. 7 is another front elevational view. The broken line showing of environment is for illustrative purposes only and form no part of the claimed design.

1 Claim, 4 Drawing Sheets

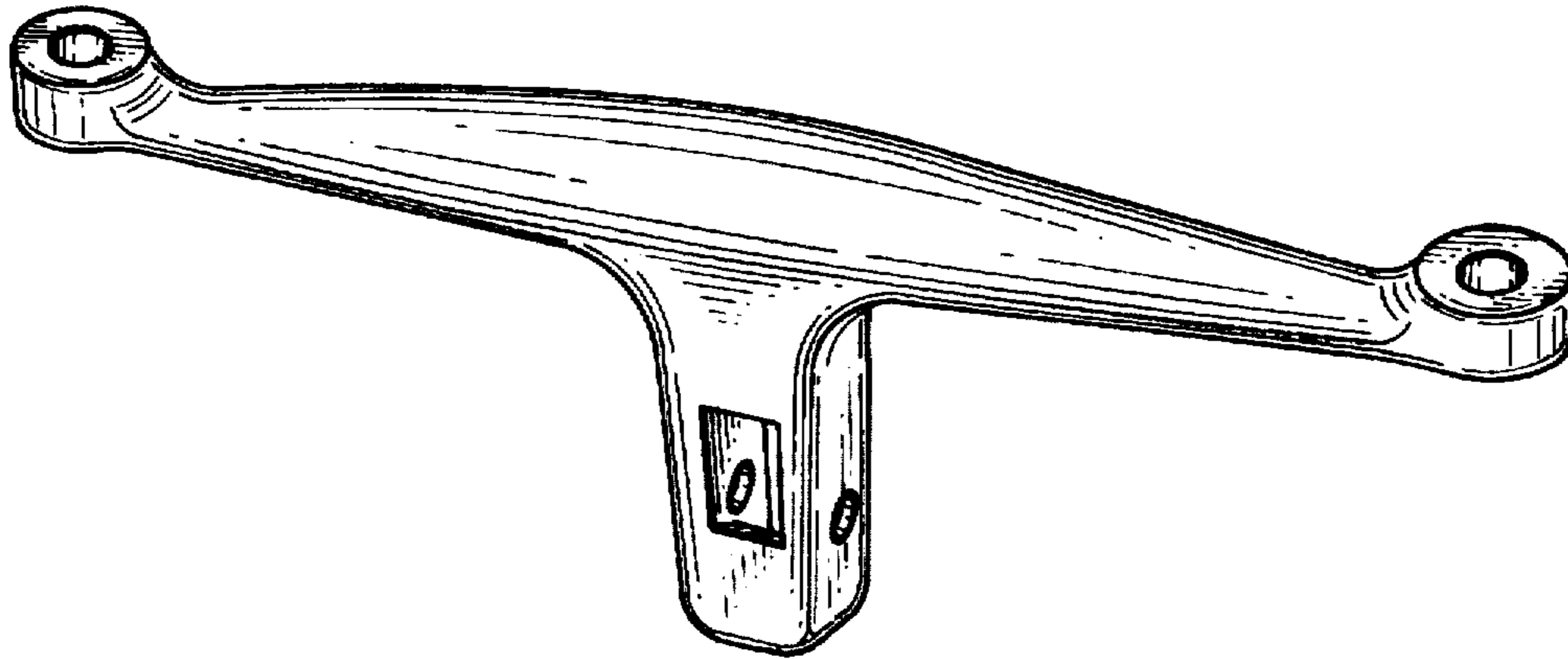


Fig. 1

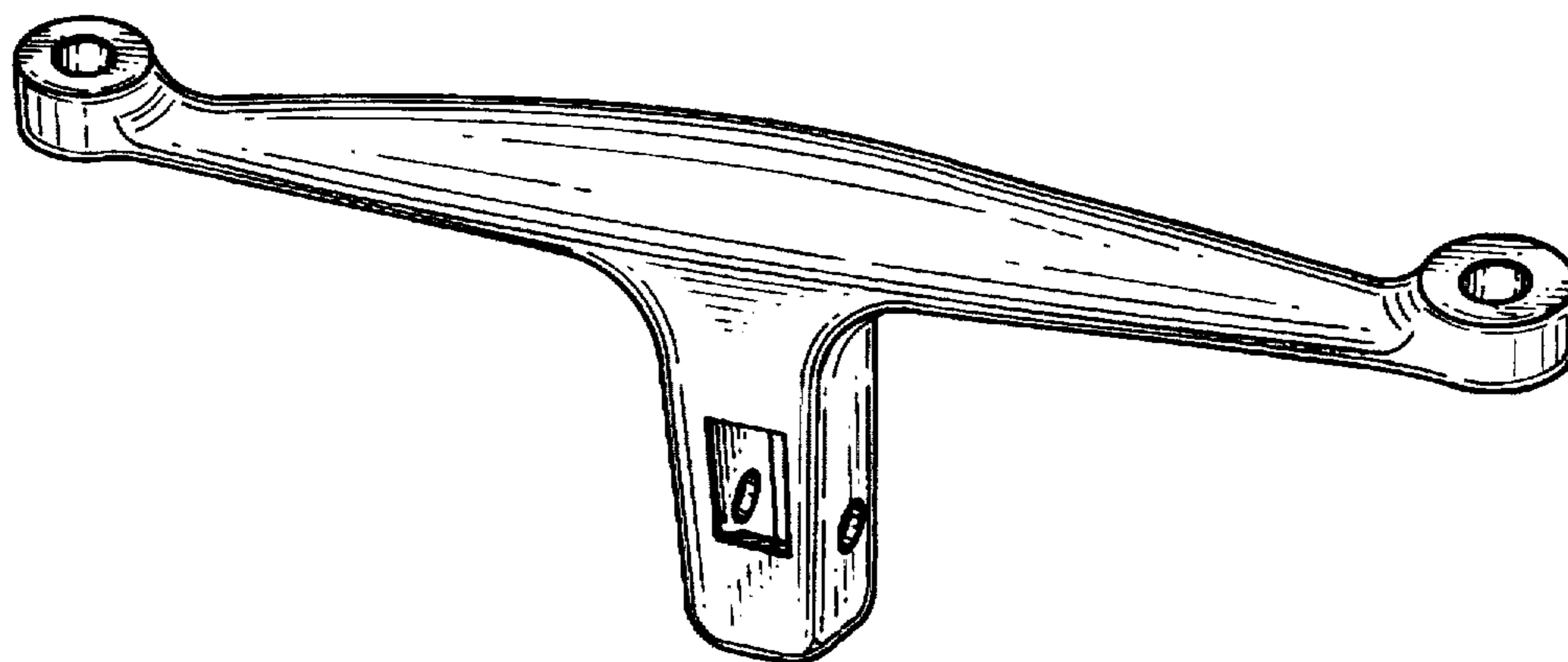


Fig. 2

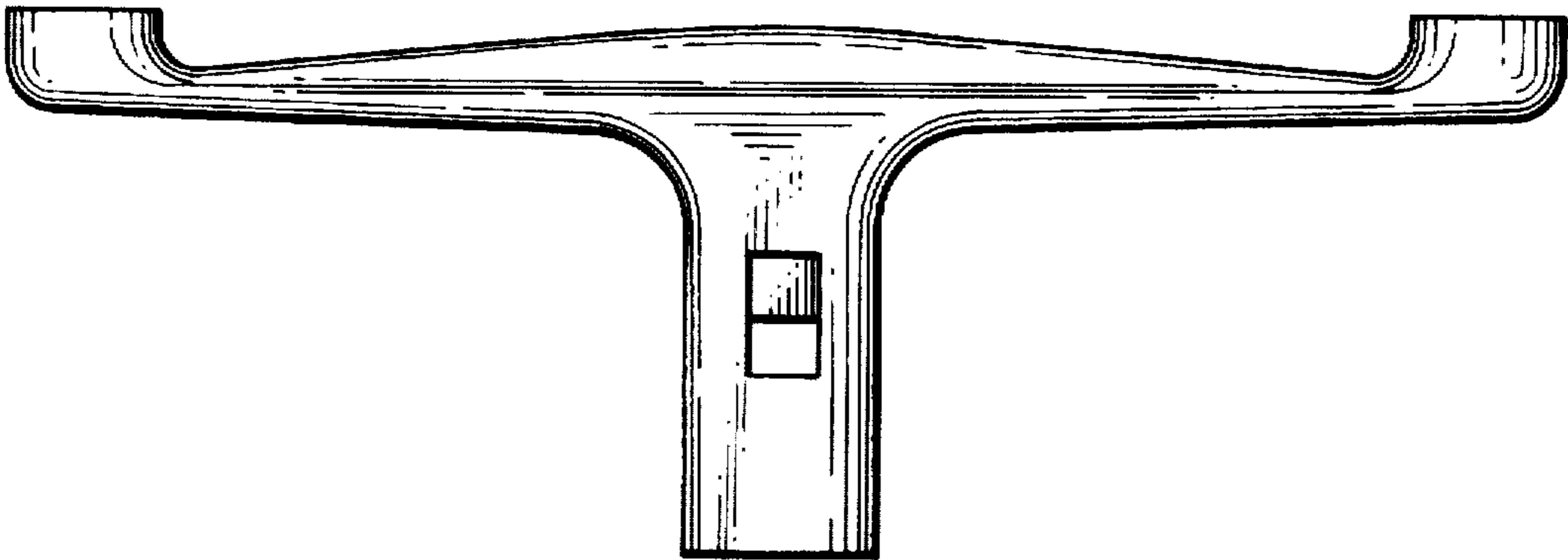


Fig. 3




Fig. 4



Fig. 5




Fig. 6




Fig. 7

