



US00D396519S

United States Patent [19]
Jessee

[11] **Patent Number: Des. 396,519**
[45] **Date of Patent: ***Jul. 28, 1998**

[54] **ARROW REST SUPPORT GUIDE**
[75] **Inventor: Edward M. Jessee, Louisville, Ky.**
[73] **Assignee: Coffey Marketing Corporation, Buckner, Ky.**
[*] **Notice: The portion of the term of this patent subsequent to Oct. 7, 2011, has been disclaimed.**
[**] **Term: 14 Years**

4,038,960 8/1977 Ludwig 124/24.1 X
4,662,346 5/1987 Laffin .
4,899,716 2/1990 Martin et al. .
5,062,407 11/1991 Newbold 124/44.5
5,181,502 1/1993 Ray .
5,213,090 5/1993 Tone .
5,251,606 10/1993 Colvin .
5,322,048 6/1994 Baker 124/44.5
5,353,778 10/1994 Blankenship .
5,372,119 12/1994 Kidney .
5,429,107 7/1995 Troncoso, Jr. .
5,454,362 10/1995 Cook 124/44.5

[21] **Appl. No.: 49,753**
[22] **Filed: Jan. 31, 1996**

Primary Examiner—Louis S. Zarfes
Assistant Examiner—Monica A. Weingart
Attorney, Agent, or Firm—David W. Carrithers

Related U.S. Application Data

[63] **Continuation-in-part of Ser. No. 322,868, Oct. 17, 1994.**
[51] **LOC (6) Cl. 22-01**
[52] **U.S. Cl. D22/107; D2/100; D2/199**
[58] **Field of Search D22/100, 107, D22/199; 124/24.1, 25.6, 44.5, 86, 88; 33/506**

[57] **CLAIM**

The ornamental design for an arrow rest support guide, as shown and described.

DESCRIPTION

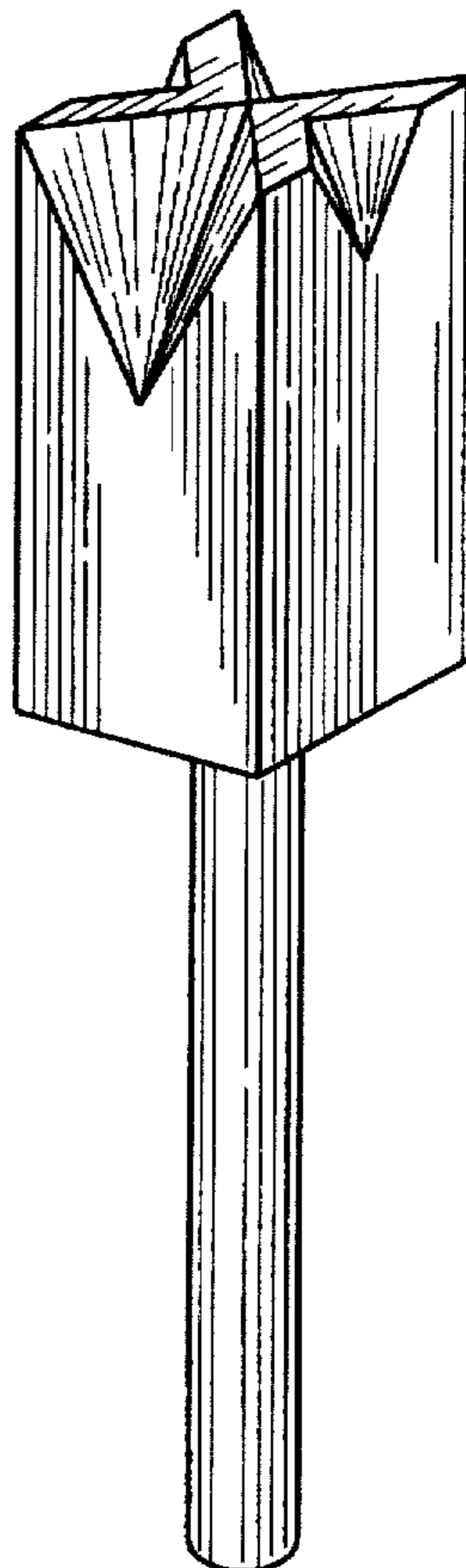
FIG. 1 is a perspective view of an arrow rest support guide made in accordance with my design;
FIG. 2 is a top plan view thereof;
FIG. 3 is an elevational front side view thereof;
FIG. 4 is an elevational left side view the right side view being a mirror image thereof; and,
FIG. 5 is a bottom plan view thereof.
The characteristic feature of the design resides in the different size triangular notches cut in the opposing sides of the head supported by the pin of the support guide.

[56] **References Cited**

U.S. PATENT DOCUMENTS

D. 362,482 9/1995 Sauerwald et al. D22/107
3,111,772 11/1963 Hartog 33/506

1 Claim, 1 Drawing Sheet



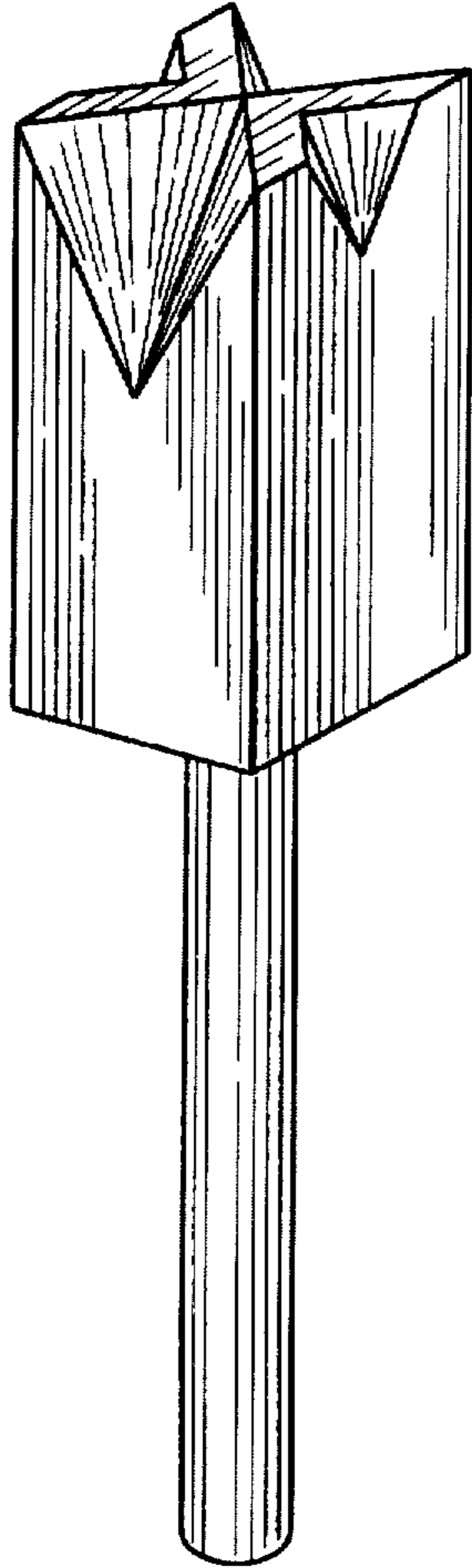


FIG. 1

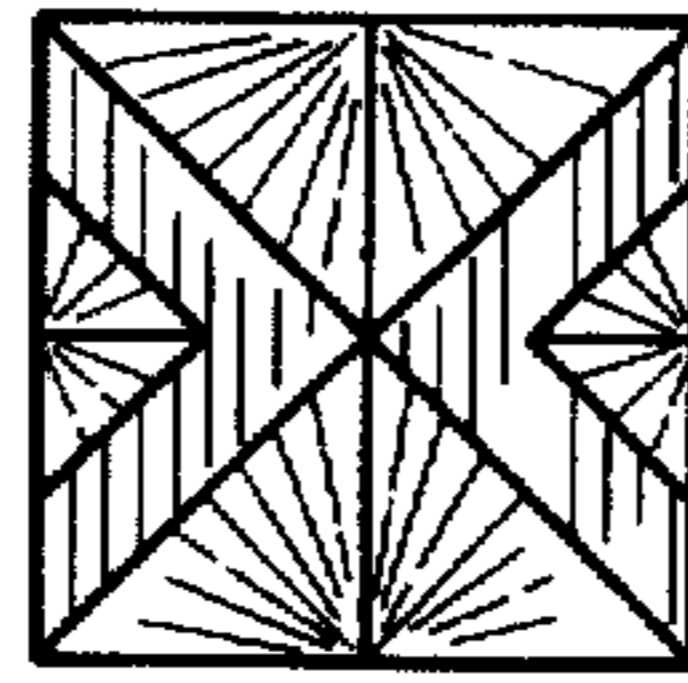


FIG. 2

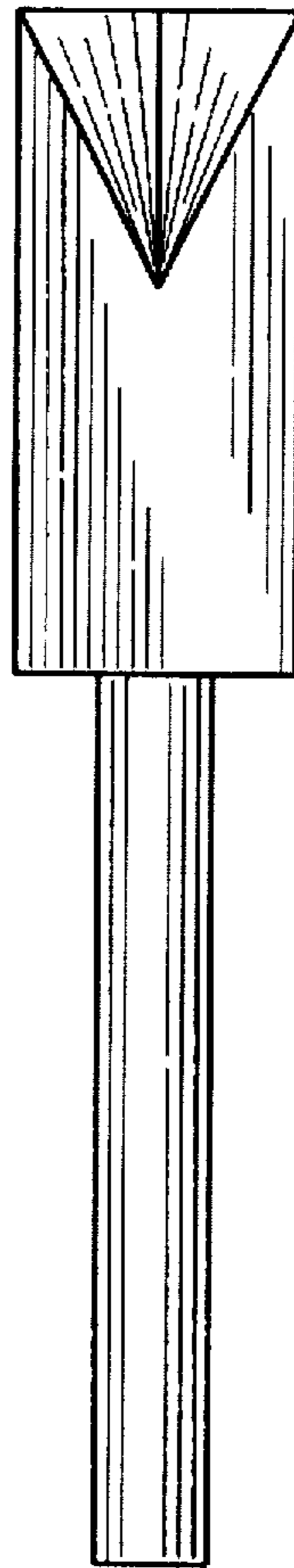


FIG. 3

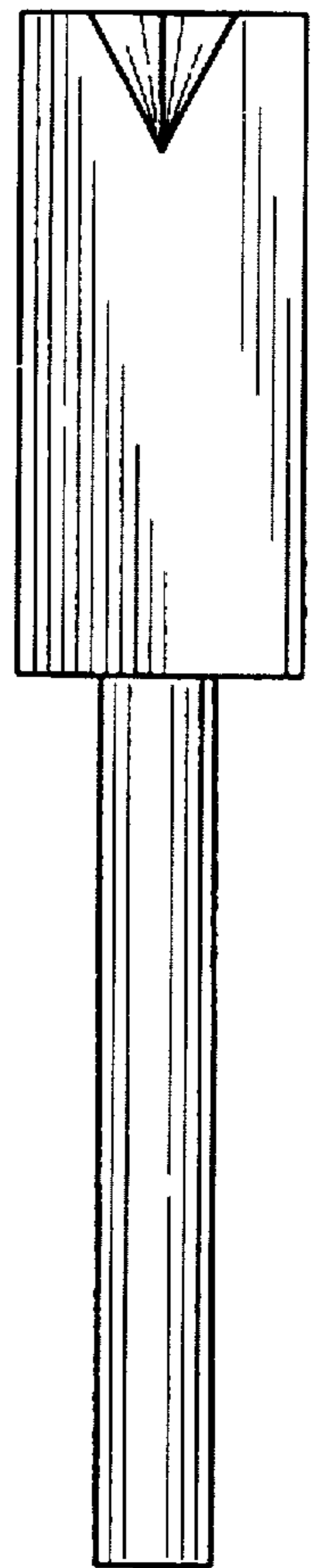


FIG. 4

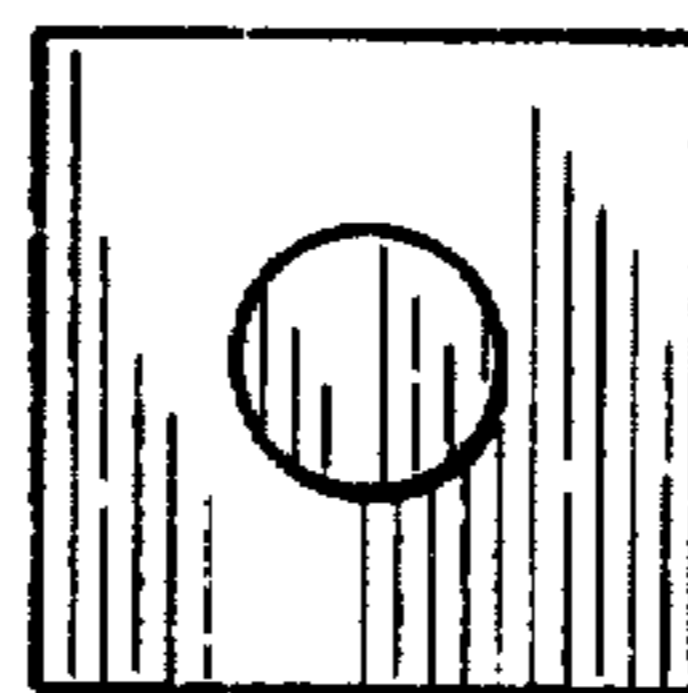


FIG. 5