



US00D396496S

United States Patent [19]

[11] Patent Number: **Des. 396,496**

Poindexter

[45] Date of Patent: ****Jul. 28, 1998**

[54] **LOOP STICK**

D. 290,030	5/1987	Darnell	D21/82
4,722,532	2/1988	Harris	473/590
4,861,304	8/1989	Toews	446/34

[76] Inventor: **Jerry L. Poindexter**, 400 Willow Creek Rd., Rocky Mount, Va. 24151

Primary Examiner—Dominic Simone

[**] Term: **14 Years**

[57] **CLAIM**

[21] Appl. No.: **76,020**

The ornamental design for a loop stick, as shown.

[22] Filed: **Aug. 29, 1997**

DESCRIPTION

[51] LOC (6) Cl. **21-01**

FIG. 1 is a front plan view of the loop stick of the present invention;

[52] U.S. Cl. **D21/82**

FIG. 2 is a back plan view of the loop stick of FIG. 1;

[58] Field of Search D21/59, 82, 85, D21/203, 89; 473/590; 446/34, 255

FIG. 3 is a left side plan view of the loop stick of FIG. 1;

FIG. 4 is a right side plan view of the loop stick of FIG. 1;

FIG. 5 is a top plan view of the loop stick of FIG. 1; and,

FIG. 6 is a bottom plan view of the loop stick of FIG. 1.

[56] **References Cited**

U.S. PATENT DOCUMENTS

D. 241,361	9/1976	Crew	D21/82
D. 274,176	6/1984	Hill	D21/82

1 Claim, 3 Drawing Sheets

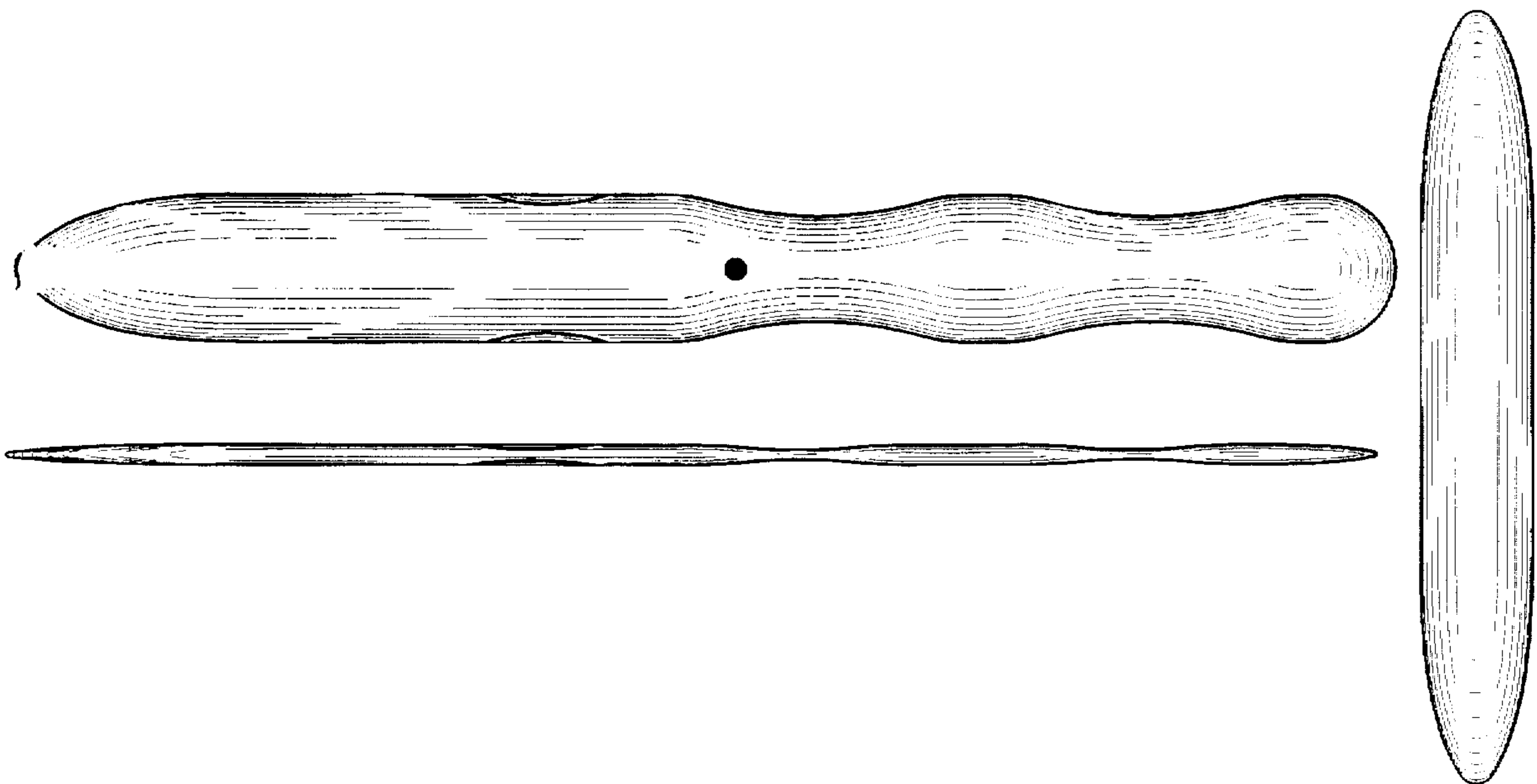


FIG. 1




FIG. 2

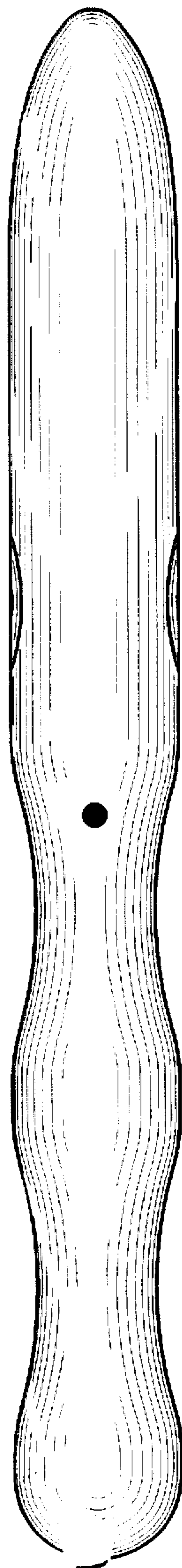


FIG. 3

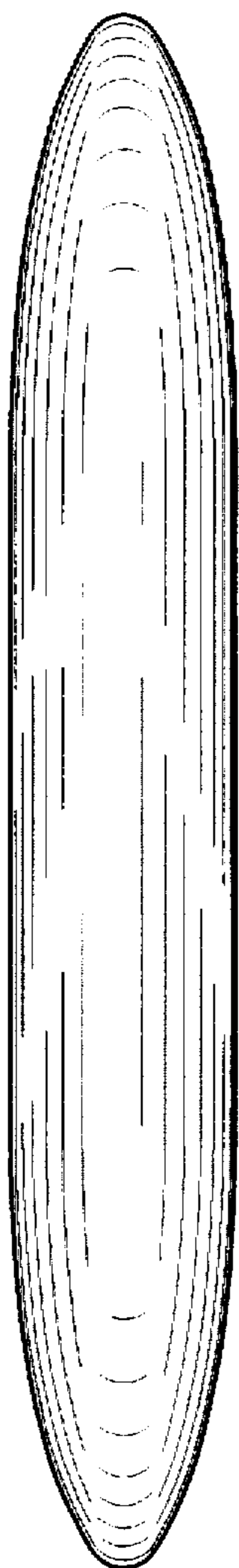


FIG. 4




FIG. 5



FIG. 6

